

2 0 1 4 N E W M E X I C O



V I R T U A L M E D I A G U I D E



HOME OF THE 2014 NCAA DIVISION I INDOOR TRACK & FIELD CHAMPIONSHIPS

# QUICK FACTS AND INFO

## UNIVERSITY INFORMATION

### General Information

Name of School..... University of New Mexico  
City/Zip.....Albuquerque, N.M. 87106  
Founded.....1889 by Territorial Legislature  
Enrollment (Spring 2012).....27,278  
Nickname.....Lobos  
School Colors.....Cherry and Silver  
Conference.....Mountain West  
Affiliation.....NCAA Division I  
President.....Dr. Robert Frank  
Vice President for Athletics.....Paul Krebs  
Faculty Representative.....Breda Bova  
Athletic Dept. Phone.....505-925-5520  
Ticket Office Phone.....505-925-LOBO

## TEAM INFORMATION

Head Coach.....Joe Franklin (Purdue, '91)  
Year at UNM.....Seventh  
Assoc. Head Coach.....Rodney Zuyderwyk (Washington State, '93)  
Year at UNM.....Fifth  
Assistant Coach.....Austin Brobst (New Mexico, '07)  
Year at UNM.....Third  
Assistant Coach.....Dr. Richard Ceronie (Miami (OH))  
Year at UNM.....Fourth  
Assistant Coach.....'A Havahla Haynes (Wisconsin, '07)  
Year at UNM.....Fourth  
Cross Country Fax.....(505) 925-5585  
Head Athletics Trainer.....Bob Waller  
Academic Advisor.....Nicole Brody

## 2013 RECAP

2013 Indoor Conference Finish.....Men: 1st/5 (185 pts.)  
.....Women: 2nd/9 (103 pts.)  
2013 Indoor NCAA Champs. Finish.....Men: T-49th (2 pts.)  
.....Women: N/A  
2013 Outdoor Conference Finish.....Men: 3rd/6 (149 pts.)  
.....Women: 2nd/9 (145 pts.)  
2013 Outdoor NCAA Champs. Finish.....Men: T-28th (8 pts.)  
.....Women: N/A

## TEAM OUTLOOK

Indoor MW Points Returning/Lost.....Men: 140 (76%)/45 (24%)  
.....Women: 33 (32%)/70 (68%)  
Outdoor MW Points Returning/Lost.....Men: 106 (71%)/43 (29%)  
.....Women:66 (45%)/79.5 (55%)  
Newcomers.....Men:18  
.....Women: 16

## FACILITIES

Indoor Facility.....Albuquerque Convention Center  
Surface.....Mondo (200m/60-degree banked)  
Elevation.....4,958 feet (1,511 meters)  
Outdoor Stadium.....Great Friends of UNM Track Stadium  
Surface.....polyurethane acrylic  
Elevation.....5,085 feet (1,550 meters)

## COMMUNICATIONS INFORMATION

Track & Field/Cross Country Contact.....Mike Mulcahy  
Office Phone.....(505) 925-5520

Email.....mmulcahy@unm.edu  
Cell Phone.....(505) 379-2029  
Assoc. AD/Media Relations Director.....Frank Mercogliano  
Communications Office.....(505) 925-5520  
UNM Athletics Website.....www.GoLobos.com  
Mailing Address:

New Mexico Athletics  
Colleen J. Maloof Administration Building  
1 University of New Mexico  
MSC04 2680  
Albuquerque, NM 87131-0001

## MOUNTAIN WEST INFORMATION

Cross Country Contact.....Dan Johnson  
Office Phone.....(719) 487-2462  
Email.....djohnson@TheMW.com  
Office Fax.....(719) 487-7241  
Conference Website.....www.TheMW.com  
Mailing Address:

Mountain West Conference  
10807 New Allegiance Drive, Suite 250  
Colorado Springs, Colorado 80921

## CREDITS

The 2013-14 University of New Mexico track & field media guide is a product of the UNM Athletics Communications Department. Layout, design, writing and editing by Mike Mulcahy, communications assistant and sports information director. Photography courtesy of: NCAA Photos, Kim Jew Photography, David M. Benyak and Mike Mulcahy.



# **TABLE of CONTENTS**


**ROSTERS &  
SEASON NOTES**



**WOMEN'S PROFILES**



**MEN'S PROFILES**



**COACHES'  
PROFILES**



**2013 in REVIEW,  
RECORDS & HISTORY**





# ***ROSTERS & 2014 PREVIEW***



# 2013-14 WOMEN'S ROSTER

NAME	EVENT(S)	YEAR	HOMETOWN	LAST SCHOOL
Chloe Anderson	Distance	SR	Cullompton, England	Univ. of Wales Institute, Cardiff
Tamara Armoush	Distance	JR	Darbyshire, England	Birmingham University
Charlotte Arter	Distance	SR	Carlisle, England	Univ. of Wales Institute, Cardiff
Suzi Boast	Distance	SR	St Neots, England	St. Mary's University
Samantha Bowe	Heptathlon	RS SO	Albuquerque, N.M.	La Cueva HS
Ariel Burch	Sprints	JR	Montclair, Calif.	Mt. San Antonio College
Nathalie Busk	Pole Vault	JR	Stockholm, Sweden	Pro Civitas
Christina Clark	Sprints	SO	Albuquerque, N.M.	La Cueva HS
Faith Cobb	Sprints	RS FR	Gallup, N.M.	Miyamura HS
Casey Dowling	Jumps	SO	Rockville, Md.	Thomas S. Wootton HS
Anna Duvall	Pole Vault	FR	Albuquerque, N.M.	Hope Christian HS
Kayla Fisher-Taylor	Sprints	SR	Denver, Colo.	MLK Jr. Early College HS
Kirsten Follett	Distance	SR	Fort Collins, Colo.	Fort Collins HS
Jannell Hadnot	Jumps	FR	Loki, Calif.	Tokay HS
Joanne Harvey	Distance	SR	Plymouth, England	Ivybridge Community College
Kelsea Hawkins	Javelin	JR	Rio Rancho, N.M.	Arizona State
Emily Heisler	Pole Vault	SR	Mesa, Ariz.	Desert Vista HS
Maya Hena	Distance	JR	Santa Fe, N.M.	Santa Fe Indian School
Nancy Holguin	Distance	RS SO	Albuquerque, N.M.	Albuquerque HS
Nicola Hood	Distance	SR	Dumfries, Scotland	Dumfries Academy HS
Zoe Howell	Sprints	SO	Socorro, N.M.	Socorro HS
Mackenzie Kerr	Sprints	SO	Albuquerque, N.M.	Sandia Prep
Kristen Kientz	Distance	SO	Highlands Ranch, Colo.	Highlands Ranch HS
Kelsi Lewis	Sprints	FR	Hobbs, N.M.	Hobbs HS

NAME	EVENT(S)	YEAR	HOMETOWN	LAST SCHOOL
Adriana Lopez	Distance	RS SO	Albuquerque, N.M.	Volcano Vista HS
Aasha Marler	Jumps	JR	Albuquerque, N.M.	Hope Christian HS
Stephanie Mladinich	Distance	SO	Albuquerque, N.M.	Albuquerque HS
Peri Moran	Sprints	FR	Flower Mound, Texas	Marcus HS
Brittany Myricks	Sprints	JR	Ontario, Calif.	Mt. San Antonio College
Lindsay Read	Jumps	FR	Fort Collins, Colo.	Fossil Ridge HS
Hannah Riker-Urrutia	Distance	RS FR	Albuquerque, N.M.	Valley HS
Nicole Roberts	Distance	JR	Northamptonshire, England	Birmingham University
Lexi Ross	Javelin	JR	Lake Oswego, Ore.	Lakeridge HS
Haley Sanner	Hurdles	SO	San Bernardino, Calif.	Cajon HS
Sammy Silva	Distance	JR	La Mesa, Calif.	Harvard University
Ashlee Smalley	Distance	RS SR	Greeley, Colo.	Greeley West HS
Annie Stirling	Pole Vault	RS SO	El Paso, Texas	Cimarron HS
Heleene Tambet	Distance	SO	Viljandi, Estonia	Hugo Treffner Gymnasium
Calli Thackery	Distance	SO	Yorkshire, England	Leeds Meopolitan University
Sophia Torres	Mid-Distance	RS JR	Cordova, N.M.	Pojoaque HS
Margo Tucker	Pole Vault	SR	Valparaiso, Ind.	Lawrence Cenal HS
Yeshemabet Turner	Jumps	JR	Philadelphia, Pa.	Pecos HS
Holly Van Grinsven	Heptathlon	SO	Brentwood, Tenn.	Brentwood HS
Lucretia Vigil	Sprints	RS SO	Aurora, Colo.	Rio Grande HS
Mia Weaver	Sprints	SR	Los Alamos, N.M.	Los Alamos HS
Elisa Woody	Distance	FR	Albuquerque, N.M.	Volcano Vista HS
Alice Wright	Distance	FR	Worcester, England	Royal Grammar School Worcester
Amber Zimmerman	Distance	JR	Knoxville, Tenn.	University of Tennessee

# 2013-14 WOMEN'S ROSTER

## SPRINTS, HURDLES and RELAY

- **Kayla Fisher-Taylor** is New Mexico's lone veteran in the 100- and 200-meter sprints, and will look to duplicate her scoring efforts from the 2013 Mountain West Outdoor Championships. UNM also returns sprinters **Zoe Howell**, **Christina Clark**, **Mackenzie Kerr** and **Lucretia Vigil**, all of whom now have one year of DI experience.
- After losing the majority of its 400-meter runners, New Mexico will have to rely on some relatively inexperienced talent in the quartermile. The Lobos will have Mt. SAC transfers **Ariel Burch** in the 400 and **Brittany Myricks** in the short sprints, and bring in a number of new faces, including **Kelsi Lewis** and **Peri Moran**.
- The only Lobo listed as a hurdler is **Haley Sanner**, who turned in some solid times in the hurdles outdoors. Heptathletes **Samantha Bowe** and **Holly Van Grinsven**, (both rank top-10 in the 60-meter hurdles), will also contribute.
- The women's conference 4x400 relay team from a year ago has just one returnee, **Zoe Howell**, while the women's 4x100 team has relied on jumps specialists **Yeshemabet Turner** and **Aasha Marler** to help field a squad.

## MIDDLE DISTANCE and DISTANCE

- Arguably one of the women's strong suits, the middle distance field will feature 2013 NCAA Championship-qualifiers and All-MW runners **Charlotte Arter** and **Chloe Anderson**, while also showcasing new talent in Harvard transfer **Sammy Silva**, Tennessee transfer **Amber Zimmerman** and UK import **Calli Thackery**.
- Not to be out-shined by their cross-country teammates, **Kirsten Follett** (2013 All-MW 3K runner), **Nicola Hood**, **Nicole Roberts**, **Tamara Armoush** and **Heleene Tabet** all have the credentials to post strong times. Hood and Roberts are adept in the steeplechase, while Tabet has competed in marathons in the past.
- The Lobos also have a bevy of local talents with burgeoning skills in the distance races. **Nancy Holguin**, **Kirsten Kientz**, **Adriana Lopez**, **Stephanie Mladinich**, **Hannah Riker-Urrutia**, **Sophia Torres** and **Elisa Woody** have all shined in cross country and could translate that to strong marks on the track.

## JUMPS and POLE VAULT

- Probably rivaling the distance crew in talent, the Lobos' jumps squad is packed with top-notch jumpers. Outdoor all-conference jumper **Yeshemabet Turner** (long jump and triple jump) and indoor all-conference jumper **Casey Dowling** (long jump) highlight the veterans, which also includes **Aasha Marler**, another long/triple jumper.
- On top of the returning jumpers, New Mexico brings in a pair of prep stars, including **Jannell Hadnot** (ranked top-five in the nation in the triple jump her senior year) and **Lindsay Read** (won the Kansas Relays and the USATF Region X Junior Olympic Championship).
- The women's pole vaulters are also an able bunch, featuring outdoor school record-holder and outdoor All-MW performer **Margo Tucker**. However, **Nathalie Busk** and **Annie Stirling** can also break 12-feet in the pole vault, while **Emily Heisler** and freshman **Anna Duvall** have potential to reach that level.

## COMBINED EVENTS and THROWS

- New Mexico's combined events success lie on the shoulders of **Samantha Bowe** and **Holly Van Grinsven**, a pair of underclassmen that already have broken into the school record books. Both have improved and look to continue striving for all-conference points in 2014.
- Probably the smallest contingent, UNM has two throwers, javelin specialists **Lexi Ross** and **Kelsea Hawkins**. But both are talented, with Ross a potential all-conference candidate in the outdoor season.

## PERSONNEL PICTURE

Seniors.....	11
Juniors.....	13
Sophomores.....	15
Freshman.....	9

## ROSTER BREAKDOWN

### ARIZONA (1)

- Emily Heisler (Phoenix)

### CALIFORNIA (5)

- Ariel Burch (Montclair)
- Jannell Hadnot (Lodi)
- Brittany Myricks (Ontario)
- Haley Sanner (San Bernardino)
- Sammy Silva (La Mesa)

### COLORADO (5)

- Kayla Fisher-Taylor (Denver)
- Kirsten Follett (Fort Collins)
- Kristen Kientz (Highlands Ranch)
- Lindsay Read (Fort Collins)
- Ashlee Smalley (Greeley)

### INDIANA (1)

- Margo Tucker (Indianapolis)

### MARYLAND (1)

- Casey Dowling (Rockville)

### NEW MEXICO (19)

- Sam Bowe (Albuquerque)
- Christina Clark (Albuquerque)
- Faith Cobb (Gallup)
- Anna Duvall (Albuquerque)
- Kelsea Hawkins (Albuquerque)
- Maya Hena (Santa Fe)
- Nancy Holguin (Albuquerque)
- Zoe Howell (Socorro)
- Mackenzie Kerr (Albuquerque)
- Kelsi Lewis (Hobbs)

- Adriana Lopez (Albuquerque)
- Aasha Marler (Albuquerque)
- Stephanie Mladinich (Albuquerque)
- Hannah Riker-Urrutia (Albuquerque)
- Annie Stirling (Cimmaron)
- Sophia Torres (Pojoaque)
- Lucretia Vigil (Albuquerque)
- Mia Weaver (Los Alamos)
- Elisa Woody (Albuquerque)

### OREGON (1)

- Lexi Ross (Lake Oswego)

### PENNSYLVANIA (1)

- Yeshemabet Turner (Philadelphia)

### TEXAS (1)

- Peri Moran (Flower Mound)

### TENNESSEE (2)

- Holly Van Grinsven (Brentwood)
- Amber Zimmerman (Knoxville)

### ENGLAND (8)

- Chloe Anderson (Cullompton)
- Tamara Armoush (Darbyshire)
- Charlotte Arter (Carlisle)
- Suzi Boast (St Neots)
- Joanne Harvey (Plymouth)
- Nicole Roberts (Northamptonshire)
- Calli Thackery (Yorkshire)
- Alice Wright (Worcester)

### ESTONIA (1)

- Heleene Tabet (Viljandi)

### SCOTLAND (1)

- Nicola Hood (Dumfries)

### SWEDEN (1)

- Nathalie Busk (Malmo)



# 2013-14 MEN'S ROSTER

NAME	EVENT(S)	YEAR	HOMETOWN	LAST SCHOOL
Reneilwe Aphane	Jumps	JR	Pretoria, South Africa	Academy of Art University
Gabe Aragon	Mid-Distance	RS SR	Albuquerque, N.M.	Valley HS
Nik Aston	Javelin	FR	Roswell, N.M.	Goddard HS
AJ Beach	Distance	FR	Albuquerque, N.M.	Sandia Prep
Adam Bitchell	Distance	SR	Aberystwyth, Wales	University of Wales Institute
Jadon Boatright	Jumps	FR	Liberty Hill, Texas	Liberty Hill HS
Luke Caldwell	Distance	SR	Betchworth, England	University of Oxford
Peter Callahan	Distance	JR	Evanston, Ill.	Princeton University
Warrick Campbell	Jumps	SR	Albuquerque, N.M.	Highland HS
Will Carter	Jumps	RS SO	Denver, Colo.	Thomas Jefferson HS
Zac Castillo	Distance	FR	Albuquerque, N.M.	Volcano Vista HS
JP Cordova	Mid-Distance	SR	Albuquerque, N.M.	Hope Christian HS
Alex Cornwell	Distance	JR	London, England	Birmingham University
Dominic Davis	Sprints	FR	Albuquerque, N.M.	West Mesa HS
Cheyne Dorsey	Sprints	RS FR	Albuquerque, N.M.	Cleveland HS
Michael Ellis	Javelin	SR	Las Cruces, N.M.	Mayfield HS
Elmar Engholm	Distance	SO	Stockholm, Sweden	Blackebergs Gymnasium
Sam Evans	Mid-Distance	SR	Stafford, England	Weston Road HS
Jordan Farrell	Distance	SO	Albuquerque, N.M.	Albuquerque Academy
Kyle Fast Wolf	Distance	RS SO	Albuquerque, N.M.	La Cueva HS
Bryan Garcia	Hurdles	FR	San Bernardino, Calif.	Arroyo Valley HS
Andres Gonzales	Distance	FR	Albuquerque, N.M.	St. Michael's HS
Chris Graham	Distance	FR	Albuquerque, N.M.	St. Pius X HS
Alex Herring	Distance	RS JR	Albuquerque, N.M.	Albuquerque Academy

NAME	EVENT(S)	YEAR	HOMETOWN	LAST SCHOOL
Tyler Jackson	Pole Vault	JR	El Paso, Texas	Harlingen HS
Ridge Jones	Sprints	SO	DeSoto, Texas	DeSoto HS
Chris Kline	Sprints	SO	Albuquerque, N.M.	West Mesa HS
Charles Lewis	Hurdles	JR	Albuquerque, N.M.	Highland HS
Django Lovett	High Jump	SR	Surrey, British Columbia	Brookwood Secondary School
Ross Matheson	Distance	JR	Edinburgh, Scotland	Queen Mary University
Markus Miller	High Jump	JR	Alamogordo, N.M.	Alamogordo HS
Mustafa Mudada	Hurdles	FR	Albuquerque, N.M.	Highland HS
Logan Pflibsen	Pole Vault	SR	Seator, Ill.	Seator Township HS
Shawn Prince	Sprints	FR	Albuquerque, N.M.	Highland HS
Ernesto Rios	Distance	FR	El Paso, Texas	Eastwood HS
Assad Rizvi	Sprints	FR	Albuquerque, N.M.	La Cueva HS
Yannick Roggatz	Jumps	SO	Birkenau, Germany	Martin Luther Gymnasium
Logan Rosenberg	Distance	SR	Carmel, Ind.	Carmel HS
Jake Shelley	Distance	JR	London, England	Oxford University
Marcus Simon	Javelin	RS SO	Colorado Springs, Colo.	Liberty HS
Kendall Spencer	Jumps	RS SR	San Mateo, Calif.	San Mateo HS
Sean Stam	Distance	SR	Rio Rancho, N.M.	Rio Rancho HS
Graham Thomas	Distance	SO	Dulce, N.M.	Dulce HS
Donovan Torres	Distance	RS SO	Lubbock, Texas	Coronado HS
Carlos Wiggins	Sprints	SO	Plano, Texas	Plano West HS
Richard York	Decathlon	SR	St. Louis, Mo.	St. Clair HS
Paick Zacharias	Distance	JR	Albuquerque, N.M.	Albuquerque Academy

# 2013-14 MEN'S ROSTER

## SPRINTS, HURDLES and RELAY

- To say New Mexico's sprint squad is young is an understatement. After losing a number of its top sprints from last year, the Lobos will be relying on four freshman and three sophomores as their sprinting core. However, **Chris Kline**, **Ridge Jones** and **Carlos Wiggins** are conference scorers, and **Dominic Davis**, **Cheyne Dorsey**, **Shawn Prince** and **Assad Rizvi** are all talented.
- To help assuage the youth and lack of depth in the sprinting ranks, the Lobos will use some of their top-notch hurdlers — including All-Mountain West performer **Charles Lewis** and decorated prep hurdler **Mustafa Mudada** — for strong times.
- **Lewis**, one of UNM's best in the 400 hurdles, and **Mudada**, an ultra-skilled local product, will also be joined by **Bryan Garcia** in the hurdle events. Multi athlete **Richard York** and jumper **Yannick Roggatz** can also contribute.

## MIDDLE DISTANCE and DISTANCE

- When almost an entire half of your team (23 out of 47 athletes) are listed as middle distance or distance runners, you know your distance crew is stacked. **Luke Caldwell** is the headliner, and is in pursuit of six All-American nods in two years of cross country and track & field. He'll be joined in the distance races by **Adam Bitchell**, **Alex Cornwell**, **Elmar Engholm** (MW champion in the steeplechase), **Ross Matheson**, **Sean Stam**, **Donovan Torres**, **Graham Thomas** and **Pat Zacharias** (all-conference in the outdoor 5,000).
- The Lobos' mid-distance crew is also strong, featuring indoor-outdoor 800-meter champ **Alex Herring**, 2012 MW indoor 800 victor **Gabe Aragon**, two-time All-American from Princeton **Peter Callahan**, all-conference runner **Sam Evans** and **JP Cordova**.
- There's plenty of local, in-state talent in the distance events, as well, including **AJ Beach**, **Zac Castillo**, **Jordan Farrell**, **Kyle Fast Wolf**, **Andres Gonzales**, **Chris Graham** and Texas native **Ernesto Rios**.

## JUMPS and POLE VAULT

- The Lobos return 2012 NCAA indoor long jump champion **Kendall Spencer** and Mountain West scorer **Yannick Roggatz** into the fold, and look to Academy of Art transfer **Reneilwe Aphane** and Alabama (by way of UNM) transfer **Warrick Campbell** for additional power in the jumps.
- Three-time NCAA Outdoor qualifier and three-time MW champion **Django Lovett** is a veteran force in the high jump and is aiming for an unprecedented four-straight national-championships qualifications in 2014. He will be joined by up-and-coming high jumper **Markus Miller**, who scored at both MW championships last year.
- New Mexico's cadre of pole vaulters is light, but three-time All-MW performer **Logan Pflibsen** is back for his senior season. Along with **Tyler Jackson**, the Lobos are in position to score points come conference time.

## COMBINED EVENTS and THROWS

- **Richard York**, the do-everything jack-of-all-trades, set the school record in the heptathlon twice in 2013, and has won gold in a conference multi-event four times. He's looking for his third MW decathlon title in 2014.
- A small contingent of throwers is highlighted by **Michael Ellis** and conference scorer **Marcus Simon**, while adding **Nik Aston**. **York** is an additional threat in the javelin, ranking sixth in school history in the event.

## PERSONNEL PICTURE

Seniors.....	13
Juniors.....	10
Sophomores.....	10
Freshman.....	14

## ROSTER BREAKDOWN

### CALIFORNIA (2)

- Bryan Garcia (San Bernardino)
- Kendall Spencer (San Mateo)

### COLORADO (2)

- Will Carter (Denver)
- Marcus Simon (Colorado Springs)

### ILLINOIS (2)

- Peter Callahan (Evanston)
- Logan Pflibsen (Streator)

### INDIANA (1)

- Logan Rosenberg (Carmel)

### MISSOURI (1)

- Richard York (St. Louis)

### NEW MEXICO (23)

- Gabe Aragon (Albuquerque)
- Nik Aston (Roswell)
- AJ Beach (Albuquerque)
- Warrick Campbell (Albuquerque)
- Zac Castillo (Albuquerque)
- JP Cordova (Albuquerque)
- Dominic Davis (Albuquerque)
- Cheyne Dorsey (Albuquerque)
- Michael Ellis (Las Cruces)
- Jordan Farrell (Albuquerque)
- Kyle Fast Wolf (Albuquerque)
- Andres Gonzales (Albuquerque)
- Chris Graham (Albuquerque)
- Alex Herring (Albuquerque)
- Chris Kline (Albuquerque)

- Charles Lewis (Albuquerque)
- Markus Miller (Alamogordo)
- Mustafa Mudada (Albuquerque)
- Shawn Prince (Albuquerque)
- Assad Rizvi (Albuquerque)
- Sean Stam (Rio Rancho)
- Graham Thomas (Dulce)
- Patrick Zacharias (Albuquerque)

### TEXAS (5)

- Jadon Boatright (Liberty Hill)
- Tyler Jackson (Harlingen)
- Ridge Jones (DeSoto)
- Ernesto Rios (El Paso)
- Donovan Torres (Lubbock)
- Carlos Wiggins (Plano)

### CANADA (1)

- Django Lovett (Surrey)

### ENGLAND (4)

- Luke Caldwell (Betchworth)
- Alex Cornwell (London)
- Sam Evans (Stafford)
- Jake Shelley (London)

### GERMANY (1)

- Yannick Roggatz (Birkenau)

### SCOTLAND (1)

- Ross Matheson (Edinburgh)

### SOUTH AFRICA (1)

- Reneilwe Aphane (Pretoria)

### SWEDEN (1)

- Elmar Engholm (Hasselby)

### WALES (1)

- Adam Bitchell (Aberystwyth)



# 2013-14 SCHEDULE

## INDOOR

DATE	MEET	LOCATION
JAN. 18	LOBO COLLEGIATE INVITATIONAL	ALBUQUERQUE, N.M. AT THE ALBUQUERQUE CONVENTION CENTER
JAN. 24-25	CHERRY & SILVER COLLEGIATE INVITATIONAL	ALBUQUERQUE, N.M. AT THE ALBUQUERQUE CONVENTION CENTER
FEB. 1	NEW MEXICO TEAM INVITATIONAL	ALBUQUERQUE, N.M. AT THE ALBUQUERQUE CONVENTION CENTER
FEB. 7-8	NEW MEXICO COLLEGIATE CLASSIC	ALBUQUERQUE, N.M. AT THE ALBUQUERQUE CONVENTION CENTER
FEB. 14-15	DON KIRBY ELITE COLLEGIATE INVITATIONAL	ALBUQUERQUE, N.M. AT THE ALBUQUERQUE CONVENTION CENTER
FEB. 14-15	WASHINGTON HUSKY CLASSIC	SEATTLE, WASH.
FEB. 27- MARCH 1	MOUNTAIN WEST INDOOR TRACK & FIELD CHAMPIONSHIPS	COLORADO SPRINGS, COLO.
MARCH 7-8	ALEX WILSON LAST CHANCE QUALIFIER	SOUTH BEND, IND.
MARCH 14-15	NCAA DIVISION I INDOOR TRACK & FIELD CHAMPIONSHIPS	ALBUQUERQUE, N.M. AT THE ALBUQUERQUE CONVENTION CENTER

## OUTDOOR

DATE	MEET	LOCATION
APRIL 11-12	JIM CLICK INVITATIONAL	TUSCON, ARIZ.
APRIL 17-19	MT. SAC RELAYS	WALNUT, CALIF.
APRIL 18	BRYAN CLAY INVITATIONAL	AZUSA, CALIF.
APRIL 19	LONG BEACH STATE INVITATIONAL	CERRITOS, CALIF.
APRIL 25-26	BRUTUS HAMILTON INVITATIONAL	BERKELEY, CALIF.
MAY 2-3	PAYTON JORDAN INVITATIONAL	PALO ALTO, CALIF.
MAY 3	DON KIRBY TAILWIND INVITATIONAL	ALBUQUERQUE, N.M.
MAY 8	AIR FORCE TWILIGHT INVITATIONAL	COLORADO SPRINGS, COLO.
MAY 14-17	MOUNTAIN WEST OUTDOOR TRACK & FIELD CHAMPIONSHIPS	LARAMIE, WYO.
MAY 29-31	NCAA DIVISION I WEST PRELIMINARY ROUND	FAYETTEVILLE, ARK
JUNE 11-14	NCAA DIVISION I OUTDOOR TRACK & FIELD CHAMPIONSHIPS	EUGENE, ORE.



# 2014 NCAA INDOOR CHAMPIONSHIPS

The NCAA has named the Albuquerque Convention Center and the University of the New Mexico as the site and host, respectively, of the 2014 Men's and Women's Division I NCAA Indoor Track & Field Championships.

The 2014 championships, to be held on March 14-15, 2014, marks the first Division I track & field championships in Albuquerque history. At 4,958 feet (1,511 meters), the 2014 meet will also be the first ever competed at statistical "altitude" (over 1,000 meters, 3,280 feet). Arkansas hosted the 2013 NCAA Division I Indoor Track & Field Championships.

No stranger to major competition, Albuquerque has recently become a mecca for indoor track and field.

The Albuquerque Convention Center has hosted the USA Indoor Track & Field Championships for the past four years (2010-13), and is scheduled to host it again on March 2-3, 2014. The preeminent stateside track and field meet, the USATF Indoor Championships has attracted some of the nation's premier athletes to Albuquerque, including a number of Olympians.

Additionally, the Albuquerque Convention Center has also served as hosts of the 2010 and 2011 NCAA

Division II Indoor Championships and three-straight Mountain West Indoor Championships from 2010-12.

Originally not designed as a track and field venue, the Convention Center's has become The Duke City's dedicated indoor track facility.

After hosting the 1987 Western Athletic Conference Championships in Tingley Coliseum at the New Mexico State Fairgrounds, Albuquerque did not host an indoor meet for almost two decades. However, in the spring of 2004, the City of Albuquerque learned of a \$1 million unused and undamaged indoor track sitting in storage.

The state-of-the-art Mondo track had originally been ordered, then later declined, for use in the Staples Center in Los Angeles. The track ended up at the Convention Center and debuted on Jan. 15, 2005 for the inaugural Albuquerque All-Comers meet.

The track is a 200-meter, 60-degree banked track that has 60-meter straight-aways running the entire length of the facility. The facility also includes men's and women's jumping runways and pits, as well as areas for shot put, pole vault and high jump events.



The Albuquerque Convention Center will be the site of the 2014 NCAA Division I Indoor Track & Field Championships on March 14-15, 2014.

## SCHEDULE

### FRIDAY, MARCH 14

#### HEPTATHLON

10:00am 60 meters  
10:35am! Long Jump  
11:35am! Shot Put  
1:05pm! High Jump

#### FIELD EVENTS

4:00pm	Weight Throw	Men	Trials & Finals
4:00pm	High Jump	Men	Final
6:00pm	Pole Vault	Women	Final
6:00pm	Long Jump	Men	Trials & Finals
6:00pm	Long Jump	Women	Trials & Finals
7:00pm	Weight Throw	Women	Trials & Finals

#### TRACK EVENTS

6:00pm	1 Mile	Men	Semifinal
6:15pm	1 Mile	Women	Semifinal
6:30pm	60 Hurdles	Men	Semifinal
6:45pm	60 Hurdles	Women	Semifinal
6:55pm	400 Meters	Men	Semifinal
7:10pm	400 Meters	Women	Semifinal
7:25pm	60 meters	Men	Semifinal
7:35pm	60 meters	Women	Semifinal
7:45pm	800 meters	Men	Semifinal
7:55pm	800 meters	Women	Semifinal
8:05pm	200 meters	Men	Semifinal
8:15pm	200 meters	Women	Semifinal
8:25pm	5000 meters	Men	Final
8:45pm	5000 meters	Women	Final
9:05pm	200 meters	Men	Final
9:10pm	200 meters	Women	Final
9:15pm	Dist. Medley Relay	Men	Final
9:30pm	Dist. Medley Relay	Women	Final

### SATURDAY, MARCH 15

#### HEPTATHLON

11:00am 60 Hurdles  
11:45am! Pole Vault  
2:15pm! 1000 meters

#### PENTATHLON

11:45am	60 Hurdles		
12:25pm!	High Jump	Two Pits	
2:25pm!	Shot Put	Two Rings	
3:55pm!	Long Jump	Two Pits	
5:00pm!	800 meters		

#### FIELD EVENTS

3:30pm	Shot Put	Men	Trials & Finals
3:30pm	High Jump	Women	Trials & Finals
5:30pm	Pole Vault	Men	Finals
6:00pm	Triple Jump	Men	Trials & Finals
6:00pm	Triple Jump	Women	Trials & Finals
6:00pm	Shot Put	Women	Trials & Finals

#### TRACK EVENTS

6:00pm	1 Mile	Men	Final
6:10pm	1 Mile	Women	Final
6:20pm	60 Hurdles	Men	Final
6:30pm	60 Hurdles	Women	Final
6:40pm	400 meters	Men	Final
6:50pm	400 meters	Women	Final
7:00pm	60 meters	Men	Final
7:10pm	60 meters	Women	Final
7:20pm	800 meters	Men	Final
7:30pm	800 meters	Women	Final
7:40pm	3000 meters	Men	Final
7:55pm	3000 meters	Women	Final
8:05pm	4x400 Relay	Men	Final
8:20pm	4x400 Relay	Women	Final

! denotes events are on a rolling schedule



## 2014 INDOOR TRACK & FIELD CHAMPIONSHIPS

DIVISION I • ALBUQUERQUE, NEW MEXICO

UNIVERSITY OF NEW MEXICO, HOST



# NOTES AND TRENDS

## **MEN'S CROSS COUNTRY AND TRACK FINISH 13TH IN PROGRAM OF THE YEAR STANDINGS**

UNM's cross country and track and field teams finished in 13th place in the U.S. Track & Field and Cross Country Coaches Association's John McDonnell Program of the Year award standings for the 2012-2013 academic year.

After tying for 28th place at the 2013 NCAA Outdoor Track & Field Championships, the Lobos, under head coach Joe Franklin, were able to notch their fourth consecutive recognition for the award.

The Lobos cross-country and track and field teams combined to gain 103 points to place 13th in the final standings, which combine the teams' finishes from the 2012 NCAA Cross Country Championships (21st place), 2013 NCAA Indoor Track & Field Championships (49th) and the 2013 NCAA Outdoor Track & Field Championships (28th).

UNM also finished in the final standing the past four years, dating back to 2010. Last year, New Mexico placed a program-best 11th, with a 31st-place finish in cross country, a 15th-place finish in indoor track and a 33rd-place finish in outdoor track.

In 2011, New Mexico finished the season ranked 14th (16th in cross country, 50th in indoor track, and 41st in outdoor track), and in 2010 the Lobos also placed 11th (8th in cross country, 8th in indoor track, 55th in outdoor track).

New Mexico is one of only three schools to finish in the final standings each of the last four years, joining Texas and five-time recipient Florida State. UNM is also one of just six institutions (including Florida State, Texas, Oregon, Stanford and BYU) to have placed in the final standings at least four times.

Only 15 men's teams scored at all three 2012-2013 championships. Leading the final standings was NCAA Indoor champions Arkansas (14 points), while Wisconsin (21) and Oregon (30.5) rounded out the top three.

## **CALDWELL SWEEPS MW STUDENT- ATHLETE OF THE YEAR AWARDS**

University of New Mexico track and field athlete Luke Caldwell was named both the Mountain West Men's Indoor Track & Field Student-Athlete of the Year and Outdoor Student-Athlete of the Year in 2013.

Caldwell, a USTFCCCA All-American indoors and outdoors, won two events at the 2013 MW Indoor Championships in February, and took third in another to help the New Mexico men win its first MW team title in program history.

He claimed the conference crowns in the 3000 and 5000, running to times of 8:14.66 (a MW Indoor Championships record) and 14:30.30, respectively. He also nabbed third in the mile run.

Overall, Caldwell nabbed three All-MW selections, just the third time in conference history an athlete has earned three or more all-conference honors at the MW Indoor Championships. He is first track athlete to have accomplished that feat.

He also won two events at the 2013 MW Outdoor Championships in early May, pacing the New Mexico men to a third-place team finish.

He claimed the conference crowns in the 5000 and 10000, running to times of 14:30.00 and 30:27.71, respectively. Subsequently, he earned two All-Mountain West selections.

Caldwell is the second UNM athlete to receive recognition as the MW Outdoor Student-Athlete of the Year. Lee Emanuel took home the honor in 2010 after winning the conference crown in the 1,500.

Caldwell is also just the second MW athlete (along with Emanuel in 2010) to sweep MW Student-Athlete of the Year in a single year.

The Student-Athlete of the Year award recognizes the outstanding male and female athletes in the sport of indoor track and field. Student-athletes are nominated and selected by the head coaches at each member institution.

## **CALDWELL EYING UNPRECEDENTED ALL-AMERICAN SUCCESS**

UNM senior distance runner Luke Caldwell is fast. He's the school record-holder in the indoor and outdoor 5000-meter run, and has shined at the NCAA Championships as a Lobo. But he's decorated, too.

In fact, he earned All-American nods at both NCAA Cross Country Championships at which he's competed (2012 and 2013) and at the 2013 NCAA indoor championships and 2013 outdoor championships. He's the only Lobo cross country/track athlete to earn All-American status at four successive meets.

However, he has the potential to join another exclusive list. Should he gain All-American status at the 2014 indoor and outdoor national championships, he will be the only Lobo ever to win six straight All-American plaudits, but he will also join two-time NCAA champion Lee Emanuel (2009 and 2010) and recently

graduated Floyd Ross (2012 and 2013) as the only Lobos to earn All-American status at back-to-back-to-back-to-back NCAA track championships in two years.

## **HEAD COACH FRANKLIN CLAIMS MULTIPLE ACCOLADES**

University of New Mexico head track and field coach Joe Franklin was named 2013 Mountain West Indoor Track & Field Men's Coach of the Year and Mountain Region Women's Coach of the Year for his teams' performances during the 2013 season.

His MW honor came as a result of the Lobo men winning their first MW indoor title in school history. The men, who claimed their first indoor title ever and first conference title since 1967, won the 2013 MW Indoor Championships behind seven individual championships and a balanced scoring attack.

The Mountain Region award, given out by the U.S. Track & Field and Cross Country Coaches Association (USTFCCCA), recognized Franklin's work with the Lobo women as they took second at the MW Championships for the second-straight year.

The Lobos had received just one conference coach-of-the-year honor prior to Franklin's selection. In 2002, Matt Henry, the UNM coach from 2000-06, was named the men's outdoor coach in 2002. Never before has a UNM coach received an regional honor from the USTFCCCA.

For Franklin, this is the third time he was named coach of the year during his 19-year tenure as a head coach both at Butler University and UNM. He was a two-time conference indoor track & field coach of the year while with the Bulldogs.

## **UNM SETS RECORDS IN EARNING ALL-CONFERENCE PLAUDITS**

Prior to 2013, the program record for the most All-Mountain West selections combined between the indoor and outdoor championships was 25 for the men and 18 for the women. In 2013, both of those record were either equaled or broken.

For the men, their 15 indoor all-conference selections and 10 outdoor selections totaled 25, which matched the program best from 2010 (10 indoor, 15 outdoor). On top of that, the men set the program record for the most selection in an indoor season.

On the women's side, the women shattered the old record as they earned eight recognitions indoors and 13 (a program best) outdoors. That total of 21 is three more than the old best of 18, recorded in 2011 (six indoors, 12 outdoors).



# NOTES AND TRENDS

## **LOBOS RACK UP THE INDIVIDUAL TITLES, INDOORS AND OUTDOORS**

The Lobos set a program record in the number of individual titles won at the 2013 Mountain West Outdoor Track & Field Championships. While New Mexico didn't claim the team crown, the Lobos did collect seven individual victories, three fewer than the last three years combined.

Luke Caldwell's double-title in the 5000-meter run and 10000 led the charge, which also included Alex Herring (800), Elmar Engholm (3000 steeplechase), Django Lovett (high jump), Kendall Spencer (long jump) and Floyd Ross (triple jump).

However, never in the history of the MW Outdoor Championships had a team won as many individual titles as UNM in 2013 and not win the team title. TCU won six individual titles (and eight overall) in 2008 and placed second overall, while the Lobos netted seven individual titles and finished third.

Nonetheless, New Mexico had a stellar 2013 in regards to winning gold. Along with seven victories indoors, Caldwell added W's in the 5K and 10K outdoors to his titles in the 3K and 5K indoors. Additionally, Herring, Lovett, Spencer and Ross replicated their titles from the indoor championships.

The seven individual titles from indoor conference meet are also a program-best., besting the previous high of five titles at 1983 WAC Championships.

The women also had success with individual championships. Josephine Moultrie, who roared to victories in the 800 and mile at the indoor championships, also snapped up titles in the outdoor 800 and 1500.

## **TRACKSTERS FIND HIGH-LEVEL COMPETITION AFTER THE LOBO SEASON**

The Lobos' track and field athletes are a skilled bunch, which is highlighted by the group's proclivity to compete at national-level competition once their UNM seasons are over.

In 2013, five current Lobos saw action at some highly competitive meets. Luke Caldwell and Elmar Engholm participated at the 9th European Athletics U23 Championships, Adam Bitchell and Charlotte Arter at the England Athletics U23 Championships & Euro Trials and Django Lovett competed at the 27th Summer

Universiade and Canadian Track & Field Championships.

2013 track and field alum Floyd Ross also got in the action, as he went to the USA Outdoor Track & Field Championships.

At the European U23 Championships, Caldwell was fifth in the 5,000-meter run and Engholm was 17th in the 1500. Bitchell tied for second in 5000, while Arter was fourth in the 1500. Lovett claimed fourth in the high jump at the Canadian Championships and tied for seventh in his section of the high jump at the Summer Universiade.

Ross, along with former jumper and assistant coach Alesha Walker, did well at the USATF Championships, with Ross taking 10th in the triple jump and Walker eighth in the long jump.

Most impressive, however, might be UNM alum Jarrin Solomon helping Trinidad and Tobago's 4x400 relay team to sixth at the 14th IAAF World Championships. Solomon also won bronze at the 2012 Summer Olympics.

## **WOMEN'S METRIC-MILE TRIO POST RARE TRIPLE-NCAA QUALIFICATION**

Josephine Moultrie, Charlotte Arter and Chloe Anderson all qualified to the 2013 NCAA Division I Outdoor Track & Field Championships in the 1500-meter run after advancing through the NCAA West Preliminary round.

But feats like that are rare at UNM.

The triple-qualification from the trio is the first time the UNM women have ever qualified three athletes in one event to a national championship. In fact, this is just second time ever New Mexico has advanced three people in one event to any NCAA championship (Rory Fraser, Nicholas Kipruto and Ross Millington in the 5000 in 2011).

But, ironically enough, that specific qualification isn't as rare as one might think. It's the third straight year a team has done that in the 1500, following Florida State in 2012 and Georgetown in 2011.

## **LOVETT IN POSITION TO MAKE HISTORY, FOUR NATIONAL CHAMPIONSHIPS**

Django Lovett is a three-time qualifier to the NCAA Outdoor Championships, advancing in the high jump from 2011-13. That alone put him in some pretty proud company.

Only four other UNM athlete have advanced to three straight NCAA Outdoor Championships: Buster Quist (1957-59, javelin); Larry

Kennedy (1963-65, discus); Ervin Jaros (1968-70, discus); and Simon Arkell (1989-91, pole vault),

However, with one more NCAA Outdoor Championship on Lovett's radar in 2014, he has the opportunity to become the only UNM athlete ever to advance to four straight outdoor national championships.

Lovett's only the fifth Lobo to make an NCAA outdoor meet in the high jump, and is the only to make more than one.

## **LOBO MEN'S 2013 MOUNTAIN WEST INDOOR TITLE A LONG TIME COMING**

The University of New Mexico has sported a men's track and field team for a long time, with records dating back to 1958. But back in those days, it was all outdoor track, with the first indoor season taking place in 1970.

So when the Lobo men won the 2013 Mountain West Indoor Championships behind seven individual titles and 15 all-conference honors, it signified the first conference title for the program since 1967 and the first ever indoor conference title.

And while that's all nice and good, it's fairly difficult to put such a stretch of time in perspective. So, for reference, here are some points of detail about 1967:

- The President of the United States of America was Lyndon B. Johnson;
- *The Graduate* was the top grossing film in the United States and *In the Heat of the Night* won the Academy Award for Best Picture;
- The Monkees "I'm a Believer" and The Beatles "All You Need Is Love" reach number-one on the *Billboard* Hot 100;
- UCLA, coached by John Wooden and led by Lew Alcindor, the tournament's Most Outstanding Player, won the first of its seven consecutive NCAA Men's Basketball titles;
- The first Super Bowl was played on January 15;
- The average house cost as little as \$14,250, the average car cost \$2,750 and gas was 33 cents per gallon;
- The first *Rolling Stone Magazine* is published;
- Lobo track & field head coach Joe Franklin (born 1968) was not yet around



# NOTES AND TRENDS

## UNM TRACK EARNING STRIPES IN THE CLASSROOM, TOO

The University of New Mexico men's and women's track and field squads have received academic honors from the U.S. Track & Field and Cross Country Coaches Association (USTFCCCA) and the College Sports Information Directors of America (CoSIDA).

The first honor, the USTFCCCA All-Academic Team award, recognizes teams that registered a cumulative team GPA of 3.00 or higher during the academic year.

The UNM women, with a team GPA of 3.47, were one of five Mountain West Schools to earn the honor, and were tops in the conference. The women also tied for the 12th-best GPA out of the 187 Division I institutions that were recognized.

Individually, the Lobos also produced stellar academic results, with seven student-athletes earning USTFCCCA All-Academic honors for their combined efforts in competition and in the classroom.

The individual award is awarded to student-athlete who attain a 3.25 GPA and either finished the regular season indoors ranked in the national top 96 in an individual event (as per the the official NCAA proof-of-performance list) or participated in any round of the NCAA Division I Outdoor Championships.

For the New Mexico women, seven student-athletes met the criteria, including Imogen Ainsworth (3.78 GPA), Charlotte Arter (3.54), Samantha Bowe (3.54), Amber Menke (3.46), Janna Mitsos (3.43), Josephine Moultrie (3.31) and Margo Tucker (3.75).

The men also took home All-Academic honors at the team and individual levels, as they combined for a 3.18 GPA with four individual recipients.

The men's team, which won its first Mountain West Indoor Championships in February, once again led the conference, outpacing the only other men's team, Colorado State (3.09 GPA), in GPA.

Individually, four student-athletes were recognized, including Luke Caldwell (3.48 GPA), Elmar Engholm (3.60), Robert Warensjo (3.35) and Patrick Zacharias (3.72).

Additionally, track and field student-athletes Gabe Aragon and

Thomas Trujillo have been named to the 2013 Capital One Academic All-America Division I men's track and field/cross country teams, as selected by CoSIDA.

Aragon was selected to the second team and Trujillo to the third team, which nearly doubled the number of academic All-Americans that Lobo track and field has received prior, which was three.

New Mexico is also just one of three institutions to receive multiple men's Academic All-Americans in 2013. Air Force (Jeremy Drenckhahn and Matthew Bell) and Baylor (Blake Niccum and Taylor Jackson) also earned multiple selections.

Along with Aragon and Trujillo, Imogen Ainsworth was also named to the 2013 Capital One Academic All-District Track/Cross Country District VII Teams.

## ROSTER NOTES AND TIDBITS

The University of New Mexico's roster features a total of 95 athletes, 47 men and 48 women. Within those 96 athletes, some interesting trends appear.

- As noted in the men's roster overview, almost half of the men's roster, 23 out of 47 athletes, are listed as middle distance (3) or distance runners (20).
- Only the sprints and the jumps have more than three men's athletes, with seven sprinters and six jumpers. After that, the hurdles and the javelin both have three, with the pole vault, combined events and high jump tallying two athletes.
- On the women's side, 21 women are listed as distance runners. However, the sprint events also check in double-digits, with 11 athletes. Following that is pole vault (five athletes), jumps (five), javelin (two), combined events (2), middle distance (1) and hurdles (1).
- Four men's athletes — Warrick Campbell, Charles Lewis, Mustafa Mudada and Shawn Prince — went to Highland High School in Albuquerque, the most of any school for either the men or the women only. The only schools on the men's side with more than one alumni are:
  - University of Oxford (Luke Caldwell and Jake Shelley)
  - Albuquerque Academy (Jordan Farrell, Alex Herring and Patrick Zacharias); and
  - West Mesa High School (Dominic Davis and Chris Kline)
  - La Cueva High School (Kyle Fast Wolf and Assad Rizvi);
- For the women, no school has more than two alumni on the

team. However, seven institutions have two alumni competing for the Lobos:

- University of Wales Institute, Cardiff (Chloe Anderson and Charlotte Arter)
- Birmingham University (Tamara Armoush and Nicole Roberts)
- Mt. San Antonio College (Ariel Burch and Brittany Myricks)
- La Cueva High School (Samantha Bowe and Christina Clark)
- Hope Christian High School (Anna Duvall and Aasha Marler)
- Albuquerque High School (Nancy Holguin and Stephanie Mladinich)
- Volcano Vista High School (Adriana Lopez and Elisa Woody)
- Between both genders, a handful of schools have three or more alumni. Along with the aforementioned alum, the following schools meet this criterion:
  - 4 - La Cueva High School
  - 4 - Highland High School
  - 3 - University of Wales Institute, Cardiff (Adam Bitchell)
  - 3 - Birmingham University (Alex Cornwell)
  - 3 - Hope Christian High School (JP Cordova)
  - 3 - Volcano Vista (Zac Castillo)
- For both genders, Albuquerque is far and away the city most called home, with 19 men and 12 women as native Albuquerqueans. In fact, very few other towns can claim multiple UNM tracksters, with only four municipalities earning that distinction. Among them are:
  - San Bernardino, Calif. (Bryan Garcia and Haley Sanner)
  - Denver, Colo. (Kayla Fisher-Taylor and Will Carter)
  - Fort Collins, Colo. (Kirsten Follett and Lindsay Read)
  - London, England (Alex Cornwell and Jake Shelley)

Ironically, of the 12 non-Albuquerque New Mexico natives, all 12 hail from different towns.

# ***WOMEN'S PROFILES***





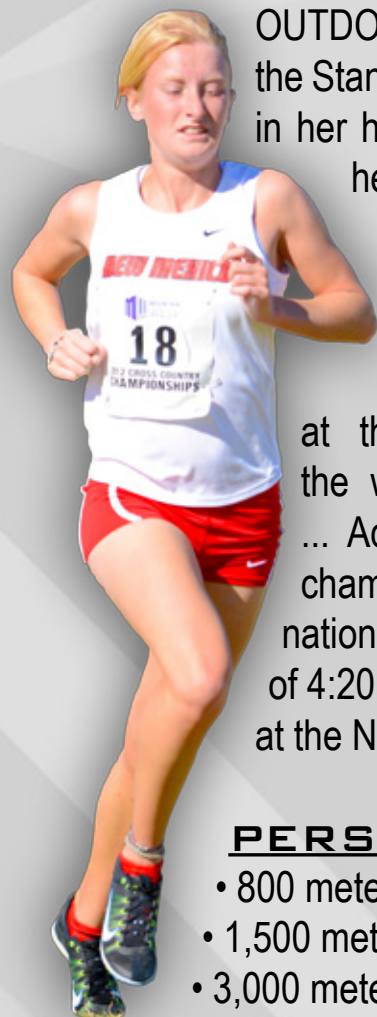
# CHLOE ANDERSON

SR-1L • CULLOMPTON, ENGLAND  
UWIC • DISTANCE



## 2013 HIGHLIGHTS

INDOOR: Redshirted the 2013 indoor season ... Did compete unattached at UNM home meets, including a second-place time of 2:08.83 in the 800 at the Don Kirby Elite Invitational.



OUTDOOR Competed at seven meets, opening at the Stanford Invitational with a 13th-place showing in her heat of the 800 (2:08.08) and a victory in her heat of the 1500 (4:27.08) ... In her final regular-season meet, ran to a 4:24.40 clocking in the metric mile at the Payton Jordan Invitational ... Scored in both the 800 (2:09.44) and 1500 (4:27.88) at the conference championships, helping the women sweep the medals in the 1500 ... Advanced to the NCAA West Preliminary championships, earning the final berth the national championships with a 12th-place time of 4:20.64 ... Posted a 15th-place time of 4:19.82 at the NCAA Championships.

## PERSONAL RECORDS

- 800 meters: 2:08.08
- 1,500 meters: 4:19.82
- 3,000 meters: 9:52.25

## TRACK & FIELD HONORS

- All-Mountain West Outdoor Team, 2013 (1500m)
- Academic All-Conference, 2013

***CLICK HERE FOR BIO***

# TAMARA ARMOUSH

JR-TR • DARBYSHIRE, ENGLAND  
BIRMINGHAM UNIVERSITY • DISTANCE



## PREVIOUS EXPERIENCE

Placed seventh in the 5000-meter run at the 2013 British Universities & Colleges Sport (BUCS) Championships with a personal-record time of 17:35.09 ... Won the 2013 Derbyshire County Championships and claimed a runner-up finish in the 2012 edition ... Eighth in the 1500 at the 2012 Aviva England Athletics U20/U23 Championships.

## PERSONAL RECORDS

- 800 meters: 2:16.5
- 1,500 meters: 4:31.65
- 3,000 meters: 9:51.44

***CLICK HERE FOR BIO***

# CHARLOTTE ARTER

SR-1L • CARLISLE, ENGLAND  
UWIC • DISTANCE



## 2013 HIGHLIGHTS

INDOOR: Redshirted the 2013 indoor season ... Did compete unattached at UNM home meets, including a third-place time of 2:10.44 in the 800 at the Don Kirby Elite Invitational.

OUTDOOR: Opened with a school-record performance in the 1500 at the Stanford Invitational, smashing the 28-year-old standard with a third-place time 4:19.03 ... Broke her own record (which was eventually broken by teammate Josephine Moultrie) in the 1500 at the Mt. SAC Relays, finishing in 4:16.94 to take 11th ... Won the 800 at the Air Force Triangular, finishing in 2:10.75\* ...At the

Mountain West Championships, placed eighth in the 800 (2:11.60) and second in the 1500 (4:27.02), helping UNM sweep the medals in the 1500 ... Qualified to NCAA West Preliminary championships in the 1500, placing 10th with a 4:20.04 time to move onto the NCAA Championships ... Led the women at the NCAA meet in the metric mile, placing 14th with a 4:19.27 mark.

## PERSONAL RECORDS

- 800 meters: 2:08.06
- 1,500 meters: 4:16.94
- 3,000 meters: 9:38.70
- 5,000 meters: 16:20.57

## TRACK & FIELD HONORS

- All-Mountain West Outdoor Team, 2013 (1500)
- Academic All-Conference, 2013
- Mountain West Scholar-Athlete
- Mountain West Athlete of the Week, April 12, 2013
- USTFCCCA All-Academic, 2013

***CLICK HERE FOR BIO***

# SUZI BOAST

SR-TR • ST NEOTS, ENGLAND  
ST. MARY'S UNIVERSITY • DISTANCE



## 2013 HIGHLIGHTS

INDOOR/OUTDOOR: Did not compete in 2013.

## PREVIOUS EXPERIENCE

Placed seventh in the 1500 at the British Universities & Colleges Sport (BUCS) Championship ... Finished 37th at the 2012 BUCS Cross Country Championships ... Used to be a UK schools silver and bronze medalist in the high jump.





## PERSONAL RECORDS

- 800 meters: 2:09.44
- 1,500 meters: 4:22.30
- 3,000 meters: 9:27.72

***CLICK HERE FOR BIO***

## **SAMANTHA BOWE**

RS SO-1L • ALBUQUERQUE, N.M.  
LA CUEVA HS • COMBINED EVENTS



## 2013 HIGHLIGHTS

INDOOR: Claimed eighth in the high jump (5-6) at the Cherry & Silver Invitational ... Ran to a 10th-place time of 9.04\* in the 60 hurdles at the New Mexico Invitational, while also placing second in the long jump (18-3 1/4) ... Took sixth in her first pentathlon at the Frank Sevigne Husker Invitational, scoring 3614 points with strong finishes in the high jump (T-1st), shot put (5th) and long jump (5th).

OUTDOOR: Placed eighth in the javelin (108-4) at the Don Kirby Tailwind Invitational to open the season ... Claimed second in the high jump (5-5) and third in the shot put (36-5 3/4) at the Air Force Triangular ... Placed third in the 100 hurdles at the Brutus Hamilton Invitational (14.99), while also earning fourth in the high jump (5-6 1/2) ... Took home fourth in the heptathlon at the MW Championships, scoring 5004 points with strong marks in the high jump (T-1st), long jump (2nd) and shot put (3rd).

## PERSONAL RECORDS

### INDOOR

- 60 meters: 8.00
- 200 meters: 26:95\*
- 800 meters: 2:39.64\*
- 60m hurdles: 8.91\*
- High Jump: : 5-7 (1.70m)
- Long Jump: 18-5 (5.61m)
- Shot Put: 39-9 3/4 (12.13m)

- Pentathlon: 3,614 points

### OUTDOOR

- 200 meters: 25.94
- 800 meters: 2:35.24
- 100m hurdles: 14.60
- High Jump: : 5-6 1/2 (1.69m)
- Long Jump: 18-7 1/4 (5.67m)
- Shot Put: 37-7 3/4 (11.47m)
- Javelin: 108-4 (33.01m)
- Pentathlon: 3,614 points


## TRACK & FIELD HONORS

- All Mountain West Indoor Team, 2012
- Academic All-Mountain West, 2013
- Mountain West Scholar-Athlete, 2013
- USTFCCCA All-Academic, 2013

***CLICK HERE FOR BIO***

## **ARIEL BURCH**

JR-TR • MONTECLAIR, CALIF.  
MT. SAN ANTONIO COLLEGE • SPRINTS



## PREVIOUS EXPERIENCE

Transfer from Mt. SAC in Walnut, Calif. ... 2013 South Coast Conference champion in the 400-meter dash ... Runner up in the 400 at the Southern California Championships ... Part of the 4x400 team that won gold at the South Coast Conference Championships and at the Southern California Championships.

## PERSONAL RECORDS

- 100 meters: 12.50
- 200 meters: 25.22
- 400 meters: 55.85

***CLICK HERE FOR BIO***

## **NATHALIE BUSK**

JR-2L • STOCKHOLM, SWEDEN  
PRO CIVITAS • POLE VAULT



## 2013 HIGHLIGHTS

INDOOR: Opened with a clearance of 11-6 1/2 (3.52m) at the Lumberjack Team Challenge, tying for sixth ... Broke the 12-foot mark at the New Mexico Invitational (12-1 1/2 [3.70m]), the New Mexico Classic (personal-best 12-7 1/2 [3.85m]), and the Don Kirby Elite Invitational (12-2 1/2 [3.72m]) ... Vaulted 11-11 3/4 (3.65m) at the Don Kirby Open to place third ... Claimed 10th at the Mountain West Championships with a vault of 11-7 (3.53m).

OUTDOOR: Vaulted at four meets, including a scoring performance at the conference championships ... Tallied a height of 11-9 3/4 (3.60m) at the Don Kirby Tailwind Invitational, placing sixth ... Tied for sixth at the Air Force Triangular with a clearance of 10-11 3/4 (3.35m) ... Scored for the women at the Mountain West Championships with a sixth-place mark of 12-3 1/2 (3.75m).

## PERSONAL RECORDS

### INDOOR

- Pole Vault: 12-7 1/2 (3.85m)

### OUTDOOR

- Pole Vault: 12-7 1/2 (3.85m)

## TRACK & FIELD HONORS

- All-Mountain West Outdoor Team: 2012, Pole Vault

***CLICK HERE FOR BIO***



# CHRISTINA CLARK

SO-1 L • ALBUQUERQUE, N.M.  
LA CUEVA HS • SPRINTS



## 2013 HIGHLIGHTS

INDOOR: Opened at the Cherry & Silver Invitational with times of 28.03\* in the 200 and 1:02.76\* in the 400 ... Ran the 200 and 400 at the New Mexico Classic, finishing in 27.51\* and 1:01.84\*, respectively.

OUTDOOR: Placed 19th in the 400 at the UTEP Springtime Invitational, while placing seventh in the 400 at the Don Kirby Tailwind Invitational.

## PERSONAL RECORDS

### INDOOR

- 200 meters: 27.51\*
- 400 meters: 1:01.84\*

### OUTDOOR

- 200 meters: 27.26\*
- 400 meters: 1:00.34\*
- 400 hurdles: 1:07.97\*

## TRACK & FIELD HONORS

- Mountain West Scholar-Athlete, 2013

***CLICK HERE FOR BIO***

# FAITH COBB

RS FR-HS • GALLUP, N.M.  
MIYAMURA HS • SPRINTS



## 2013 HIGHLIGHTS

INDOOR/OUTDOOR: Did not compete in 2013.

## PREVIOUS EXPERIENCE

Ran personal bests to win the preliminary round of each of the three sprints at the 2011 New Mexico 3A-5A State Championships, advancing to win in the 200-meter dash (26.32) and place 2nd in the 100 (12.75) and 400 (59.22) ... School record holder in the 60, 100, 200 and 400.


## PERSONAL RECORDS

- 60 meters: 8.51
- 100 meters: 12.11
- 200 meters: 25.53
- 400 meters: 58.79

***CLICK HERE FOR BIO***

# CASEY DOWLING

SO-1 L • ROCKVILLE, MD.  
THOMAS S. WOOTTON HS • JUMPS



## 2013 HIGHLIGHTS

INDOOR: Opened her season in the sprints at the Lumberjack Team Challenge, placing 12th in the 60-meter dash (7.84\*) and ninth in the 200 (25.57\*) ... Tripled jumped at both the New Mexico Invitational and Don Kirby Open, with distances of 37-5 3/4 (11.42m) and 37-2 1/4 (11.34m), respectively ... At the Mountain West Championships, launched third-place leap of 19-5 1/2 (5.93m), while scoring the triple jump with a seventh-place mark of 38-11 (11.86m).

OUTDOOR: Competed in the long jump at the Don Kirby Tailwind Invite (19-1 1/4) and Brutus Hamilton Invitational (18-1 1/2), placing fifth and sixth, respectively ... Long jumped 17-9 1/2 (5.42m) and tripled jumped 38-3 1/2 (11.67m) at the Air Force Triangular, placing third in both ... Scored in the triple jump at the MW Championships with a seventh-place and personal-record distance of 40-feet (12.19m).

## PERSONAL RECORDS

### INDOOR

- 60 meters: 7.84\*
- 200 meters: 25.40\*
- Long Jump: 19-5 1/2 (5.93m)
- Triple Jump: 38-11 (11.86m)

### OUTDOOR

- 100 meters: 12.35\*
- Long Jump: 19-1 1/2 (5.83m)
- Triple Jump: 40-0 (12.19m)

## TRACK & FIELD HONORS

- All-Mountain West Indoor Team, 2013 (Long Jump)
- Academic All-Mountain West, 2013
- Mountain West Scholar Athlete, 2013

***CLICK HERE FOR BIO***

# ANNA DUVAL

FR-HS • ALBUQUERQUE, N.M.  
HOPE CHRISTIAN HS • POLE VAULT



## PREVIOUS EXPERIENCE

Won the 100 hurdles (personal record of 16.06), 300 hurdles (PR of 49.19) and pole vault (9-6) at the 2013 New Mexico District 5-3A Meet ... Won the pole vault at the 2012 New Mexico State Championships, clearing 10-2, and at the 2012 New Mexico District 5-3A meet, with a PR clearance of 11-feet ... Won the pole vault 11 times during her high school career, including eight victories in 2012.

## PERSONAL RECORDS

- 100 meter hurdles: 16.06
- 300 meter hurdles: 49.19
- Pole Vault: 11-0 (3.35m)

***CLICK HERE FOR BIO***



# KAYLA FISHER-TAYLOR

SR-3L • DENVER, COLO.  
MLK JR. EARLY COLLEGE HS • SPRINTS



## 2013 HIGHLIGHTS

INDOOR: Opened at the Lumberjack Team Challenge with an 11th-place time in the 60 of 7.83\* and a third-place in the 200 of 25.15\* ... Posted a time of 24.91\* in the 200 at the Don Kirby Elite Invitational, placing 13th.

OUTDOOR: Ran to a 10th-place time of 12.13\* (+3.1) at the UTEP Springtime Invitational ... Took eighth in the 100 (11.98\*) and seventh in the 200 (24.41\*) at the Don Kirby Tailwind Invitational ... Tallied runner-up finishes in the 100 (12.11\*) and 200 (24.90\*) at the Air Force Triangular ... Claimed fifth in the 200 at the Brutus Hamilton Invitational, finishing in 24.71 ... Scored in both short sprints at the MW Championships, finishing eighth in both (11.81 in the 100, 24.39 in the 200).

## PERSONAL RECORDS

### INDOOR

- 60 meters: 7.73\*
- 200 meters: 24.91\*

### OUTDOOR

- 100 meters: 11.81\*
- 200 meters: 24.06

## TRACK & FIELD HONORS

- Academic All-Mountain West, 2013

***CLICK HERE FOR BIO***



# KIRSTEN FOLLETT

SR-3L • FORT COLLINS, COLO.  
FORT COLLINS HS • DISTANCE



## 2013 HIGHLIGHTS

INDOOR: Opened with a 4:52.80\* mile at the New Mexico Invitational, placing second ... Took 17th place in the mile at the Husky Classic, finishing in 4:54.99 ... Placed fifth in the mile at the Mountain West Championships with a time of 4:54.66, but earned All-MW honors in the 3000 with a third-place finish of 9:41.29.

OUTDOOR: Ran 5Ks at the Stanford Invitational (16:45.91) and Mt. SAC Relays (16:52.66) with section finishes of 25th and 19th, respectively ... Ran a 1500 at the Air Force Triangular, placing third in 4:40.71 ... Finished 14th in the 1500 at the conference championships, finishing in 4:42.40.

## PERSONAL RECORDS

### Indoor

- Mile: 4:52.80\*
- 3000 meters: 9:41.29


### Outdoor

- 800 meters: 2:21.47
- 1,500 meters: 4:40.71\*
- 5,000 meters: 16:45.91

## TRACK & FIELD HONORS

- All-Mountain West Indoor Team, 2013 (3000)
- Academic All-Conference, 2012-13
- Mountain West Scholar-Athlete, 2012-13

***CLICK HERE FOR BIO***



# JANNELL HADNOT

FR-HS • LOKI, CALIF.  
TOKAY HS • JUMPS



## PREVIOUS EXPERIENCE

Won the triple jump at least a dozen times her senior year, while claiming victory the long jump at least another six times ... Triple jump victories her senior year include (among others): CIF-SJS Division 1 Trials (distance of 41-2), CIF-SJS Masters Meet Trials (40-7 3/4) and Stanford Invitational (39-6) ... Took the long jump title at the CIF-SJS Division 1 Finals her senior year (18-5 3/4) ... Posted a runner-up performance at the 2013 Sacramento Meet of Champions ... She ranked top-five in the nation for high schoolers with her PR in the triple jump.

## PERSONAL RECORDS

- Long Jump: 18-9 3/4 (5.73m)
- Triple Jump: 41-2 1/4 (12.55m)

***CLICK HERE FOR BIO***

# JOANNE HARVEY

SR-TR • PLYMOUTH, ENGLAND  
IVYBRIDGE COMMUNITY COLLEGE • DISTANCE



## 2013 HIGHLIGHTS

INDOOR/OUTDOOR: Did not compete in 2013.

## PREVIOUS EXPERIENCE

Finished third at the World University Cross Country Championships in Kingston, Canada, in 2010 ... Took fourth at the British Universities & Colleges Sport (BUCS) Cross Country Championships in 2010.



## PERSONAL RECORDS

- 800 meters: 2:09.66
- 1,500 meters: 4:17.51
- 3,000 meters: 9:13.58

***CLICK HERE FOR BIO***

## **KELSEA HAWKINS**

JR-1L • RIO RANCHO, N.M.  
ARIZONA STATE • JAVELIN

## 2013 HIGHLIGHTS

OUTDOOR: Opened with a javelin throw of 117-5 (35.79m) at the UTEP Springtime Invitational, placing seventh ... Took ninth in the javelin at the Don Kirby Tailwind Invitational with a toss of 107-2 (32.66m) ... Competed in the shot put (24-7 3/4), the discus (59-8), the hammer throw (63-5) and javelin (109-2) at the Air Force Triangular, placing fourth in the shot put and fifth in the other three.

## PERSONAL RECORDS

- Javelin: 124-5 (37.92m)

***CLICK HERE FOR BIO***

## **EMILY HEISLER**

SR-3L • MESA, ARIZ.  
DESERT VISTA HS • POLE VAULT



## 2013 HIGHLIGHTS

INDOOR: Cleared 11-6 1/2 (3.52m) at the Lumberjack Team Challenge, tying for sixth ... Nabbed a PR of 11-11 3/4 (3.65m) at the Cherry & Silver Invite to tie for 11th ... Reached identical marks of 11-7 3/4 (3.55m) at the New Mexico Invitational and New Mexico Classic.

OUTDOOR: Opened with a vault of 11-2 1/2 (3.42m) at the UTEP Springtime Invitational, placing 10th ... Cleared 11-9 3/4 (3.60m) at the Don Kirby Tailwind Invitational, placing fifth ... Claimed another fifth-place finish at the Air Force Triangular, vaulting 11-11 3/4 (3.65m).

## PERSONAL RECORDS

Indoor

- Pole Vault:  
11-11 3/4 (3.65m)

Outdoor

- Pole Vault:  
11-11 3/4 (3.65m)

## TRACK & FIELD HONORS

- Mountain West Scholar-Athlete, 2013

***CLICK HERE FOR BIO***

## **MAYA HENA**

JR-3L • SANTA FE, N.M.  
SANTA FE INDIAN SCHOOL • DISTANCE



## PREVIOUS EXPERIENCE

Competed primarily in the hurdles her senior year at Santa Fe Indian School in 2010 ... Ran a time of 20.34 in the 100-meter hurdles and a time of 56.94 in the 300 hurdles at the 2010 Route 66 Classic.

***CLICK HERE FOR BIO***

## **NANCY HOLGUIN**

RS SO-1L • ALBUQUERQUE, N.M.  
ALBUQUERQUE HS • DISTANCE



## 2013 HIGHLIGHTS

INDOOR: Registered almost identical mile times at the Cherry & Silver Invitational (5:28.47\*) and New Mexico Invitational (5:28.92\*) ... Won the 3000-meter run at the Don Kirby Elite Invitational, (10:51.68\*).

OUTDOOR: Ran in the 1500 twice ... Ran a 5:03.61 metric mile at the UTEP Springtime Invitational, placing 10th, while running a 5:02.73\* time at the Don Kirby Tailwind Invitational to place 25th.

## PERSONAL RECORDS

INDOOR

- Mile: 5:21.61\*
- 3,000 meters: 10:51.68\*

OUTDOOR

- 1,500 meters: 5:02.73\*

## TRACK & FIELD HONORS

- Mountain West Scholar Athlete, 2013

***CLICK HERE FOR BIO***

## **NICOLA HOOD**


SR-3L • DUMFRIES, SCOTLAND  
DUMFRIES ACADEMY • DISTANCE



## 2013 HIGHLIGHTS

INDOOR: After sitting out the 2012 indoor season recovering from an Achilles injury, competed twice in the mile ... Ran to times of 5:12.34\* at the New Mexico Invitational (placing ninth) and 5:14.61\* at the Don Kirby Open (fifth).

OUTDOOR: Opened in the 1500 at the Don Kirby Tailwind Invitational with a 4:45.92\* time that placed 13th ... Ran the 3000 steeplechase at the Beach Invitational, earning fourth with a 10:59.32 clocking ... Scored in the steeplechase at the Mountain West Championships, placing sixth with a 11:00.47 time ... Also ran in the 5000 at the conference meet, placing 12th with a time of 18:15.75.



**PERSONAL RECORDS**

INDOOR  
• Mile: 5:12.34\*

OUTDOOR  
• 800 meters: 2:24.33\*  
• 1,500 meters: 4:40.00\*  
• 3,000m steeplechase: 10:33.57

**TRACK & FIELD HONORS**

• Mountain West Scholar-Athlete, 2013

***CLICK HERE FOR BIO***

**ZOE  
HOWELL**  
SO-1L • SOCORRO, N.M.  
SOCORRO HS • SPRINTS



**2013 HIGHLIGHTS**

INDOOR: Opened at the Lumberjack Team Challenge with a fifth-place time of 57.86\* in the 400 ... Ran a 57.49\* time in the 400 at the Cherry & Silver Invitational, placing 12th ... Ran a season-best 57.45\* in the 400 at the Don Kirby Open to nab 12th ... Ran a season-best split of 57 seconds flat in the 4x400 at the New Mexico

Invitational, helping the squad take third with a time of 3:49.12. OUTDOOR: Ran a personal-record time of 56.70\* in the 400 at the Don Kirby Tailwind Invitational, earning bronze ... Clocked a 57.46 time in the 400 at the MW Championships, placing 16th ...Ran the third leg in the 4x400 at the conference meet, helping the squad take second at the meet and second in the UNM record books.

**PERSONAL RECORDS**

INDOOR  
• 400 meters: 57.45\*

OUTDOOR  
• 100 meters: 12.69\*  
• 200 meters: 26.12\*  
• 400 meters: 56.70\*

**TRACK & FIELD HONORS**

• All-Mountain West Outdoor Team, 2013 (4x400)  
• Academic All-Mountain West, 2013  
• Mountain West Scholar-Athlete, 2013

***CLICK HERE FOR BIO***

**MACKENZIE  
KERR**  
SO-1L • ALBUQUERQUE, N.M.  
SANDIA PREP • SPRINTS



**2013 HIGHLIGHTS**

INDOOR: At the New Mexico Classic, clocked a time of 26.85\* in the 200 and 1:01.34\* in the 400 ... Posted a time of 1:03 in the 400 at the Don Kirby Open.

OUTDOOR: Ran at two meets, placing 27th in the 200 (27.34\*) and 22nd in the 400 (1:09.41\*) at the UTEP Springtime Invitational, with a 10th-place time of 1:01.96\* in the 400 at the Don Kirby Tailwind Invitational.

**PERSONAL RECORDS**

INDOOR  
200 meters: 26.85\*  
400 meters: 1:01.34\*

OUTDOOR  
200 meters: 27.34\*  
400 meters: 1:01.96\*

***CLICK HERE FOR BIO***

**KRISTEN  
KIENTZ**  
RS FR-HS • HIGHLANDS RANCH, COLO.  
HIGHLANDS RANCH HS • DISTANCE



**2013 HIGHLIGHTS**

INDOOR/OUTDOOR: Redshirted both season ... Did compete unattached in the mile twice, running times of 5:32.02\* at the Cherry & Silver Invitational and 5:36.45\* at the New Mexico Invitational.

**PERSONAL RECORDS**

• 800 meters: 2:21.23  
• 1,500 meters: 5:10.57  
• 1,600 meters: 5:12.30  
• Mile: 5:12.84  
• 3,200 meter: 11:13.91  
• 5,000 meters: 18:09.00

***CLICK HERE FOR BIO***

\* indicates that performance has been adjusted based on the NCAA altitude conversion



# KELSI LEWIS

FR-HS • HOBBS, N.M.  
HOBBS HS • SPRINTS



## PREVIOUS EXPERIENCE

Took third in the 400-meter dash at the 2013 New Mexico 3A-5A State Track and Field Championships in 59.15, after winning the preliminary round in a season-best 59.07 ... Claimed third in both the 400 (1:05.64) and 800 (2:25.85) at the 2013 New Mexico District 4 - 5A Meet ... Took second in both the 400 and 800 at the 2012 New Mexico 3A-5A State Track and Field Championships, with personal-records times of 57.47 and 2:20.04, respectively.

## PERSONAL RECORDS

- 100 meters: 13.44
- 200 meters: 27.54
- 400 meters: 57.47

***CLICK HERE FOR BIO***

# ADRIANA LOPEZ

SO-HS • ALBUQUERQUE, N.M.  
VOLCANO VISTA HS • DISTANCE



## 2013 HIGHLIGHTS

INDOOR/OUTDOOR: Did not compete in 2013.

## PREVIOUS EXPERIENCE

Placed eighth in the 800-meter run at the 2011 New Mexico State Track & Field Meet, running to a personal record of 2:26.64 ... Also ran a PR in the 1,600 at the 2011 New Mexico State Meet, clocking in at 5:42.37 ... Ran a PR of 20:45.16 in the 5,000 at the 2011 Rio Rancho Jamboree, placing 16th.

## PERSONAL RECORDS

- 1,600 meters: 5:42.37
- 3 miles: 19:51.35
- 5,000 meters: 20:45.16

***CLICK HERE FOR BIO***

# AASHA MARLER

JR-2L • ALBUQUERQUE, N.M.  
HOPE CHRISTIAN HS • JUMPS/SPRINTS



## 2013 HIGHLIGHTS

INDOOR: Took seventh in the triple jump at the New Mexico Invitational with a distance of 36-11 3/4 (11.27m) ... Competed in both the long jump and triple jump at the Mountain West Championships, placing ninth in the long jump (18-5 1/2 [5.63m]) and 16th in the triple jump (36-1 1/2 [11.01m]).

OUTDOOR: Saw action in the 100-meter dash at both the UTEP Springtime and the Don Kirby Tailwind invitational, placing 13th at UTEP (wind-aided 12.17\*) and 10th at the Don Kirby (12.25\*) ... Also competed in the triple jump at the Don Kirby, earning fourth with a mark of 38-6 (11.73m) ... Competed in the long and triple jumps at the Air Force Triangular, leaping 17-10 1/4 (5.44m) in the long jump (second place) and 37-6 1/2 (11.44m) in the triple jump (fourth place) ... At the Brutus Hamilton Invitational, took fourth in the long jump (17-9 3/4 [5.43m]) and seventh in the triple jump (38-1 1/2 [11.62m]).

## PERSONAL RECORDS

INDOOR

- 60 meters: 7.87\*
- 200 meters: 25.72\*
- Long Jump: 18-4 1/2 (5.60m)
- Triple Jump: 38-6 1/4 (11.74m)

OUTDOOR

- 100 meters: 12.25\*
- 200 meters: 25.73\*
- Long Jump: 18-8 (5.69m)
- Triple Jump: 38-6 3/4 (11.75m)

## TRACK & FIELD HONORS

- Academic All-Mountain West, 2013
- Mountain West Scholar-Athlete, 2013

***CLICK HERE FOR BIO***

# STEPHANIE MLADINICH

SO-HS • ALBUQUERQUE, N.M.  
ALBUQUERQUE HS • DISTANCE



## 2013 HIGHLIGHTS

INDOOR/OUTDOOR: Did not compete in 2013.

## PREVIOUS EXPERIENCE

Ran a personal record of 5:41.36 in the 1,600 Meter Run at the 2011 New Mexico State Track Meet, placing 11th ... A year prior, ran a time of 21:54.70 in the 5,000-meter run.


## PERSONAL RECORDS

- 1,600 meters: 5:41.36
- 3 miles: 20:22.55
- 5,000 meters: 21:15.70

***CLICK HERE FOR BIO***

# PERI MORAN

FR-HS • FLOWER MOUND, TEXAS  
MARCUS HS • SPRINTS



## PREVIOUS EXPERIENCE

Won the 100-meter dash twice her senior year at Marcus High School in Flower Mound, Texas, including a time of 12.24 at the District 5-5A Meet and a time of 12.51 at the District 5-6 Area Meet 5A ... Claimed a pair of personal records at the Texas Christian Horned Frog Invitational, racing to a PR in the 100 (12.02) to place fourth and a PR in the 200 (24.99) to place third.

## PERSONAL RECORDS

- 100 meters: 12.02
- 200 meters: 24.99

***CLICK HERE FOR BIO***

# BRITTANY MYRICKS

JR-TR • ONTARIO, CALIF.  
MT. SAN ANTONIO COLLEGE • SPRINTS



## PREVIOUS EXPERIENCE

Transfer from Mt. SAC in Walnut, Calif. ... Claimed a runner-up finish in the 100-meter dash and a third-place finish in the 200 at the 2013 South Coast Conference Championships ... Helped the Mounties' 4x100 relay team to second place at the Southern California Championships.

## PERSONAL BESTS

- 100 meters: 12.11
- 200 meters: 24.30

***CLICK HERE FOR BIO***

# LINDSAY READ

FR-HS • FORT COLLINS, COLO.  
FOSSIL RIDGE HS • JUMPS



## PREVIOUS EXPERIENCE

Won the triple jump 11 times her senior year and 15 times overall in her high school career at Fossil Ridge (Colo.) HS ... Registered triple jump victories at the Kansas Relays (distance of 38 1/4), the USATF Region X Junior Olympic Championship (38-7 1/2), the Front Range League Championships (personal record of 38-11) ... Took fourth in the triple jump at the 2013 Colorado State Track and Field Championships, leaping 38-4 ... Claimed fifth in the long jump at the USATF Region X Junior Olympic Championship, soaring a personal best of 17-8 1/4.

## PERSONAL RECORDS

- High Jump: 5-0
- Long Jump: 17-8 1/4
- Triple Jump: 38-11

***CLICK HERE FOR BIO***

# HANNAH RIKER-URRUTIA

RS FR-HS • ALBUQUERQUE, N.M.  
VALLEY HS • DISTANCE



## 2013 HIGHLIGHTS

INDOOR/OUTDOOR: Did not compete in 2013.

## PREVIOUS EXPERIENCE

Placed fifth in the 400 at the New Mexico 4A State Championships in 2012 with a personal-best time of 59.59 ... Also took 11th in the 800 at that meet ... Notched victories in the 400 at the

Albuquerque Invitational (61.38) and Buddy Robertson Invitational (62.29) ... Claimed runner-up honors in the 400 at the APS Metro Championships (60.58) and at the Richard Harper Invitational (60.01) ... Ran a PR of 2:25.81 in the 800m at the Richard Harper Invitational, placing 6th.

## PERSONAL RECORDS

- 400 meters: 59.59
- 800 meters: 2:25.81
- 5,000 meters: 29:45.00

***CLICK HERE FOR BIO***

# NICOLE ROBERTS

JR-TR • NORTHAMPTONSHIRE, ENGLAND  
BIRMINGHAM UNIVERSITY • DISTANCE



## PREVIOUS EXPERIENCE

Claimed second at the Northamptonshire County Championships, finishing in 20:51 ... Placed second in the 3000-meter steeplechase at the 2013 England Athletics U20/U23 Championships & European Trials with a personal record of 10:33.29 ... Claimed third in the steeplechase at the 2012 Aviva England Athletics U20/U23 Championships in the steeplechase, while also placing 12th at the Aviva Olympic Trials & UK Championships.

## PERSONAL RECORDS


- 800 meters: 2:14.89
- 1,500 meters: 4:33.03
- 3,000 metes: 9:58.47
- 3,000 meter steeplechase: 10:33.29

***CLICK HERE FOR BIO***



# LEXI ROSS

JR-2L • LAKE OSWEGO, ORE.  
LAKERIDGE HS • JAVELIN



## 2013 HIGHLIGHTS

OUTDOOR: Opened at the Don Kirby Tailwind Invitational, tossing the spear 142-5 (43.41m) for the victory ... Claimed 19th at the Beach Invitational with a mark of 128-2 (39.06m) ... Nabbed runner-up honors at the Brutus Hamilton Invitational with a toss of 140-8 (42.88m) ... Claimed sixth at the Mountain West Championships with a distance of 138-8 (42.28m).

## PERSONAL RECORDS

• Javelin: 142-5 (43.41m)

## TRACK & FIELD HONORS

• Mountain West Scholar-Athlete, 2013

**CLICK HERE FOR BIO**

# HALEY SANNER

SO-HS • SAN BERNARDINO, CALIF.  
CAJON HS • SPRINTS



## 2013 HIGHLIGHTS

INDOOR: Opened with a time of 1:00.92\* in the 400 at the Lumberjack Team Challenge, placing 13th ... Broke the minute mark at the New Mexico Classic, finishing 21st with a 59.43\* clocking ... Set a new personal record at the Don Kirby Open, finishing in 59.39\* to place 25th.

OUTDOOR: Posted a time of 15.50\* in the 100 hurdles at the Air Force Triangular, placing fourth ... Ran the 400 hurdles for

the remainder of the season, starting at the Don Kirby Tailwind Invitational (2nd, 1:03\*), then the Air Force Triangular (1st, 1:03.43\*), then the Beach Invitational (36th, 1:03.53) and finally the Mountain West Championships (12th, 1:03.30).

## PERSONAL RECORDS

### INDOOR

- 200 meters: 25.67\*
- 400 meters: 59.39\*

### OUTDOOR

- 100 meters: 12.21\*
- 200 meters: 25.63\*
- 100 hurdles: 15.50\*
- 400 hurdles: 1:03.00\*

**CLICK HERE FOR BIO**

# SAMMY SILVA

JR-TR • LA MESA, CALIF.  
HARVARD • DISTANCE



## 2013 HIGHLIGHTS

INDOOR: Transfer from Harvard University in Cambridge, Mass., ... At the Ivy League Indoor Track & Field Championships, placed eighth in the mile (time of 4:48.59) and helped the Crimson's 4x880 yard relay team to second.

OUTDOOR: Won the 1500-meter run in 4:28.07 at the Victor Lopez Rice Bayou Classic ... Claimed the individual title in the metric mile in the Harvard vs. Yale dual meet, crossing the finish line at 4:25.26 ... Took 17th in the 5000 at the Mt. SAC Relay, finishing in 16:34.09 ... Nabbed second in the 1500 at the Ivy League Outdoor Track & Field Championships ... Advanced to the NCAA East Preliminary round in the 1500.

## PERSONAL RECORDS

### INDOOR

- Mile: 4:48.59

### OUTDOOR

- 800 meters: 2:12.18
- 1,500 meters: 4:24.98
- 5,000 meters: 16:34.09

**CLICK HERE FOR BIO**

# ASHLEE SMALLEY

RS SR-3L • GREELEY, COLO.  
GREELEY WEST HS • DISTANCE



## 2013 HIGHLIGHTS

OUTDOOR: Opened with two straight 1500-meter runs, placing eighth at the Cactus Cup (5:04.26) and seventh at the UTEP Springtime Invitational (5:00.35\*) ... Ran back-to-back 3000s, too, racing to times of 10:43.99\* at the Don Kirby Tailwind Invitational (fifth place) and 10:47.10\* at the Air Force Triangular (third).


## PERSONAL RECORDS

### INDOOR

- 800 meters: 2:29.87\*
- 3,000 meters: 10:32.53\*
- 5,000 meters: 18:35.85\*

### OUTDOOR

- 800 meters: 2:26.00\*
- 1,500 meters: 4:51.59\*
- 3,000 meters: 11:00.15
- 5,000 meters: 17:41.53





## **TRACK & FIELD HONORS**

- Academic All-Conference, 2010
- Mountain West Scholar-Athlete, 2010-11, 2013

***CLICK HERE FOR BIO***

## ***ANNIE STIRLING***

SO-1L • EL PASO, TEXAS  
CIMARRON HS • POLE VAULT



## **2013 HIGHLIGHTS**

INDOOR: Opened with a clearance of 11 3/4 (3.37m) to tie for ninth at the Lumberjack Team Challenge ... Tied for second at the Don Kirby Open with a clearance of 11-11 3/4 (3.65m) ... Scored at the Mountain West Championships, reaching 12-2 3/4 (3.73m) to place seventh.

OUTDOOR: Registered a pair of seventh-place finishes to open the season, clearing 12 1/2 (3.67m) at the UTEP Springtime Invitational and 11-3 3/4 (3.45m) at the Don Kirby Tailwind Invitational ... Recorded a personal best at the Air Force Triangular as she surpassed 12-5 1/2 (3.80m) to claim runner-up honors ... Nabbed a fourth-place mark of 12 1/2 (3.67m) at the Brutus Hamilton Invitational ... Scored once again at the MW Championships, placing seventh with a mark of 12-3 1/2 (3.75m).

## **PERSONAL RECORDS**

### **INDOOR**

- Pole Vault: 12-2 3/4 (3.73m)

### **OUTDOOR**

- Pole Vault: 12-5 1/2 (3.80m)

***CLICK HERE FOR BIO***

## ***HELEENE TAMBET***

SO-TR • VILJANDI, ESTONIA  
HUGO TREFFNER GYMNASIUM • DISTANCE



## **PREVIOUS EXPERIENCE**

Placed 29th in the Women's Cross U23 race at the 2013 European Cross Country Championships, covering the 6,000-meter course in 21:14 ... Registered a 52nd-place time at the Women's Cross Junior section at the 2012 edition of the European Cross Country Championships, traversing the 4,000 meters in 15:04 ... Also skis competitively.

## **COLLEGIATE RECORDS**

- 5,000 meters: 17:37.5
- 6,000 meters: 20:48.0

***CLICK HERE FOR BIO***

## ***CALLI THACKERY***

SO-TR • YORKSHIRE, ENGLAND  
LEEDS METROPOLITAN UNIVERSITY • DISTANCE



## **PREVIOUS EXPERIENCE**

Won the 3000-meter run indoors at the 2012 British Universities & Colleges Sport (BUCS) Championships, finishing in 9:40.50 ... Also claimed victory in the 3000 at the Samsung Diamond League in 2012, just missing a personal record at 9:28.03 ... Second at the Northern Championships in cross country in 2012 ... Registered a ninth-place finish in the 1500 at the England Athletics U20/U23 Championships & European Trials ... Earned second place in the 1500 and third in the 800 at the 2013 Yorkshire County Championships.

## **PERSONAL RECORDS**

- 800 meters: 2:10.63
- 1,500 meters: 4:21.73
- 3,000 meters: 9:27.27
- 5,000 meters: 16:54.89

***CLICK HERE FOR BIO***

## ***SOPHIA TORRES***

JR-2L • POJOAQUE, N.M.  
POJOAQUE HS • MIDDLE DISTANCE



## **2013 HIGHLIGHTS**

INDOOR: Raced once, at the Cherry & Silver Invitational, placing 15th in the mile with a time of 5:28.45\*.

OUTDOOR: Placed 12th in the 1500 at the UTEP Springtime Invitational (5:05.82\*) and seventh in the 3000 at the Don Kirby Tailwind Invitational (10:51.74\*).

## **PERSONAL RECORDS**

### **INDOOR**

- Mile: 5:22.32\*
- 3,000 meters: 10:21.86\*
- 5,000 meters: 17:56.76\*

### **OUTDOOR**

- 1,500 meters: 4:40.90
- 5,000 meters: 17:15.41\*

## **TRACK & FIELD HONORS**

- Academic All-Conference, 2012
- Mountain West Scholar-Athlete, 2012-13

***CLICK HERE FOR BIO***



# MARGO TUCKER

SR-3L • VALPARAISO, IND.  
LAWRENCE CENTRAL HS • POLE VAULT



## 2013 HIGHLIGHTS

INDOOR: Opened with a tied for second at the Lumberjack Team Challenge, clearing 12-4 1/2 (3.77m) ... Posted two straight fifth-place finishes, surpassing 12-1 1/2 (3.70m) at the New Mexico Invitational and 12-11 1/2 (3.95m) at the New Mexico Classic ... Won the event at the Don Kirby Open with a mark of 12-5 1/2 (3.80m) ... Scored at the Mountain West Championships with a sixth-place clearance of 12-6 3/4 (3.83m).

OUTDOORS: Recorded four third-place finishes during the season, including: 12-9 1/2 (3.90m) at the Don Kirby Tailwind Invite; 12-5 1/2 (3.80m) at the Air Force Triangular; 12-6 1/2 (3.82m) at the Brutus Hamilton Invite; and 12-11 1/2 (3.95m) at the MW Championships ... Advanced to the NCAA West Preliminary meet, where she placed 36th with a clearance of 12-2 (3.71m).

## PERSONAL RECORDS

### INDOOR

- Pole Vault: 13-1 1/2 (4.00m)


### OUTDOOR

- Pole Vault: 13-3 3/4 (4.06m) - SCHOOL RECORD

## TRACK & FIELD HONORS

- All-Mountain West Outdoor Team, 2013 (Pole Vault)
- Academic All-Mountain West, 2011-13
- Mountain West Scholar-Athlete, 2011-13
- USTFCCCA All-Academic, 2013

***CLICK HERE FOR BIO***



# YESHEMABET TURNER

JR-2L • PHILADELPHIA, PA.  
PECOS HS • JUMPS/SPRINTS



## 2013 HIGHLIGHTS

INDOOR: At the Cherry & Silver Invitational, took eighth in the long jump with a mark of 18-10 3/4 (5.76m) ... First triple jump came at the New Mexico Invite, placing third with a mark of 39-2 1/4 (11.94m) ... Snagged fourth in the triple jump at the Don Kirby Open, leaping 39-5 3/4 (12.03m) ... Placed fourth in the triple jump at the Mountain West Championships, leaping 40-2 (12.24m).

OUTDOOR: Took second in both the long jump and triple jump at the Don Kirby Tailwind and the Payton Jordan invitationals ... Tallied a runner-up finish in the triple jump at the Air Force Triangular ... Scored all-conference honors in both horizontal jumps at the MW Championships, leaping 20-2 1/2 (6.16m) in the long jump (2nd) and 41-11 1/4 (12.78m) in the triple jump (3rd) ... Qualified to the NCAA West Preliminary championships in both jumps.

## PERSONAL RECORDS

### INDOOR

- 60 meters: 7.91\*
- 200 meters: 25.54\*
- Long Jump: 18-11 3/4 (5.78m)
- Triple Jump: 40-2 (12.24m)

### OUTDOOR

- 200 meters: 26.10\*
- Long Jump: 20-2 1.2 (6.16m)
- Triple Jump: 41-11 1/4 (12.78m)

## TRACK & FIELD HONORS

- All-Mountain West Outdoor Team, 2013 (LJ/TJ)
- Academic All-Mountain West, 2012-13

***CLICK HERE FOR BIO***

# HOLLY VAN GRINSVEN

SO-1L • BRENTWOOD, TENN.  
BRENTWOOD HS • COMBINED EVENTS



## 2013 HIGHLIGHTS

INDOOR: Clocked a time of 8.79\* in her first collegiate 60 hurdles at the Lumberjack Team Challenge ... Competed in the pentathlon at the Frank Sevigne Husker Invitational, finishing four events ... Placed sixth in the pentathlon at the Mountain West Championships, scoring 3503 points and registering strong finishes in the 60 hurdles, long jump and 800.

OUTDOOR: Recorded three top-10 finishes -- the 100 hurdles, the javelin and the long jump -- at the Don Kirby Tailwind Invitational ... At the Brutus Hamilton Invitational, finished fourth in the 100 hurdles (15.23) and third in the 400 hurdles (1:06.72) ... Placed seventh in the heptathlon at the MW Championships, scoring 4783 points with solid marks in the 100, 200, 800, long jump and javelin.

## PERSONAL RECORDS

### INDOOR

- 800 meters: 2:29.24
- 60 hurdles: 8.62\*
- High Jump: 5-2 1/4 (1.58m)
- Long Jump: 18 1/4 (5.49m)
- Shot Put: 31-6 3/4 (9.62m)
- Pentathlon: 3,503 points

### OUTDOOR

- 200 meters: 25.59
- 400 meters: 1:00.74
- 800 meters: 2:23.57
- 100 hurdles: 14.77
- 400 hurdles: 1:06.72
- High Jump: 5-1 (1.55m)
- Long Jump: 18-1 (5.51m)
- Shot Put: 30 3/4 (9.16m)
- Javelin: 99-3 (30.26m)
- Heptathlon: 4,783 points

## TRACK & FIELD HONORS

- Academic All-Mountain West, 2013

***CLICK HERE FOR BIO***



# LUCRETIA VIGIL

RS SO-1L • ALBUQUERQUE, N.M.  
RIO GRANDE HS • SPRINTS



## 2013 HIGHLIGHTS

INDOOR: Redshirted the indoor season ... Did compete unattached at the Don Kirby Open, placing 26th in the 200-meter dash (26.09\*) and 24th in the 400 (59.34\*).

OUTDOOR: Saw action at a pair of meets, placing sixth in the 400 at the Don Kirby Tailwind Invitational (59.48\*) and 17th in the 400 at the UTEP Springtime Invitational (1:05.48\*).

## PERSONAL RECORDS

INDOOR

- 400 meters: 59.34\*

OUTDOOR

- 400 meters: 59.48\*

***CLICK HERE FOR BIO***

# MIA WEAVER

SR-3L • LOS ALAMOS, N.M.  
LOS ALAMOS HS • SPRINTS



## 2013 HIGHLIGHTS

INDOOR: Placed top-10 in three straight 800-meter runs, starting with 2:19.34\* at the New Mexico Invitational (6th), 2:19.01\* at the New Mexico Clasisc (10th) and 2:18.49\* at the Don Kirby Open (8th) ... Also ran as part of the women's MW runner-up distance medley relay team, as her 800-meter split of 2:20.2 helped propel

the women to all-conference honors.

OUTDOOR: Ran two fifth-place times in the 800, including 2:25.72\* at the UTEP Springtime Invitational and 2:20.85\* at the Air Force Triangular ... Ran a 2:17.75\* time in the 800 at the Don Kirby Tailwind to place eighth ... Posted an 800-meter time of 2:19.03 at the Beach Invitational ... Placed 18th at the Mountain West Championships with a time of 2:17.62.

## PERSONAL RECORDS

INDOOR

- 400 meters: 1:02.52\*
- 800 meters: 2:18.49\*

OUTDOOR

- 400 meters: 1:03.49\*
- 800 meters: 2:17.62

## TRACK & FIELD HONORS

- All-Mountain West Indoor Team, 2013 (DMR)
- Mountain West Scholar-Athlete, 2012-13

***CLICK HERE FOR BIO***

# ELISA WOODY

FR-HS • ALBUQUERQUE, N.M.  
VOLCANO VISTA HS • DISTANCE

## PREVIOUS EXPERIENCE

Won the 2012 Volcano Vista XC Invitational ... Won the 3200 at the 2012 APS Metro Championships and at the 2012 Albuquerque



Invitational ... Ran a personal record of 18:33.00 in the 5000 at the 2011 Nike Cross Regionals - Southwest, placing 25th ... Claimed second in the in the 3,200 Meter Run at the 2013 Cleveland Kickoff Invitational ... Placed 16th at the New Mexico District 1 - 5A XC Meet in 2013.

## PERSONAL RECORDS

- 1,600 meters: 5:25.00
- 3,200 meters: 11:43.02
- 3 miles: 19:05.65
- 5,000 meters: 18:33.00

***CLICK HERE FOR BIO***

# ALICE WRIGHT

FR-HS • WORCESTER, ENGLAND  
ROYAL GRAMMAR SCHOOL WORCESTER • DISTANCE



## PREVIOUS EXPERIENCE

Won the 3000-meter run three times in 2011, including at the Inter Counties Schools' Championships, the Hereford & Worcester County Schools Championships and the Worcestershire County Championships ... Placed first at the 2011 Worcestershire Championships, while also claiming second at the 2011 English Schools' Championships.

## PERSONAL RECORDS

- 800 meters: 2:24.6
- 1,500 meters: 4:40.22
- 3,000 meters: 9:39.98

***CLICK HERE FOR BIO***



# **AMBER ZIMMERMAN**

JR-TR • KNOXVILLE, TENN.  
TENNESSEE • DISTANCE



## **2013 HIGHLIGHTS**

INDOOR: A transfer from the University of Tennessee ... Registered a third-place finish in the 3,000-meter run at the Kentucky Invitational, finishing in 9:48.62 ... Finished fifth in the mile at the Virginia Tech Invitational, clocking a time of 4:52.76 ... At the Armory Invitational, finished sixth in the Championship division in 4:47.13 ... Notched a fourth-place time of 9:47.31 in the 3,000 at the Tyson Invitational ... Helped the Volunteers' distance medley relay team place fourth at the SEC Championships.

OUTDOOR: Took second in the 1500 and sixth in the 800 at the Mississippi State Conference Challenge ... Tallied a fourth-place finish in the metric mile at the Florida Relays, finishing in 4:28.92 ... Was part of the distance medley relay team that won the Sea Ray Relays.

## **PERSONAL RECORDS**

### **INDOOR**

- Mile: 4:47.13
- 3,000 meters: 9:47.31

### **OUTDOOR**

- 800 meters: 2:14.42
- 1,500 meters: 4:28.92
- 5,000 meters: 18:41.56

## **TRACK & FIELD HONORS**

- SEC Academic Honor Roll, 2011-12

***[CLICK HERE FOR BIO](#)***




# ***MEN'S PROFILES***

***NEW MEXICO TRACK & FIELD***



# RENEILWE APHANE

JR-TR • PRETORIA, SOUTH AFRICA  
ACADEMY OF ART UNIVERSITY • JUMPS



## PREVIOUS EXPERIENCE

Transfer from the Academy of Art University in San Francisco ... Held the program records in both the indoor and outdoor triple jump when he left in 2012 ... Personal best of 52-7 1/4 in the triple jump while at Academy of Art ... Before the Academy of Art, competed for the University of Pretoria in South Africa and took third in the triple jump at the 2013 South African Senior Championships ... 2007 South African youth long jump bronze medalist ... 2007 South African Youth Games Champion and record holder ... 2008 Zone 6 African Champion.

## PERSONAL RECORDS

- Long Jump: 22-8 1/2 (6.92 meters)
- Triple Jump: 52-7 1/4 (16.03 meters)

***CLICK HERE FOR BIO***

# GABE ARAGON

SR-3L • ALBUQUERQUE, N.M.  
VALLEY HS • MIDDLE DISTANCE



## 2013 HIGHLIGHTS

INDOOR: Opened at the Lumberjack Team Challenge, placing 14th in the 400 (50.69\*) ... Ran to a third-place time in the mile at the Cherry & Silver Invitational (4:09.16\*) and a second-place time in the 600 at the New Mexico Classic (1:20.75) ... Claimed second in the 800 at the Don Kirby Elite Invitational, clocking in at 1:51.86\* ... Took fourth at the Mountain West Championships, finishing in 1:51.85.

OUTDOOR: Started the season with a 3:54.73 mark in the 1500 at the Stanford Invitational, his only of the season, placing seventh in his heat ... Competed in five straight 800 after than, including a victory at the Don Kirby Tailwind Invitational (1:50.94\*) and a sixth-place showing at the Air Force Triangular (1:55.68\*) ... Ran the 800 twice in a pair of California meets, placing 10th at the Beach Invitational (1:52.03) and sixth at the Brutus Hamilton Invitational (1:51.60) ... Claimed fifth at the Mountain West Outdoor Championships, finishing in 1:50.42.

## PERSONAL RECORDS

### INDOOR

- 400 meters: 49.85
- 600 meters: 1:19.35
- 800 meters: 1:49.37\*
- Mile: 4:09.16\*


### OUTDOOR

- 400 meters: 49.44\*
- 800 meters: 1:49.99
- 1500 meters: 3:54.73

## TRACK & FIELD HONORS


- First Team All-American, 2011 (DMR)
- All-Mountain West Indoor Team, 2011 (DMR), 2012 (800) & 2013 (4x400)
- Second Team CoSIDA Academic All-America, 2013
- CoSIDA Academic All-District VII, 2013
- Academic All-Conference, 2010-13
- Mountain West Scholar-Athlete, 2010-11, 2013

***CLICK HERE FOR BIO***



# NIK ASTON

FR-HS • ROSWELL, N.M.  
GODDARD HS • JAVELIN



## PREVIOUS EXPERIENCE

Reigning 4A District 4 champion in the javelin, where he tossed the spear a personal-best 179-5 ... Took second in the 4A State Championships, reaching a distance of 165-9 ... Won five straight competitions in the javelin his senior season.

## PERSONAL RECORDS

- Shot Put: 43-7 1/2 (13.29 meters)
- Javelin: 179-5 (54.70 meters)

***CLICK HERE FOR BIO***

# AJ BEACH

FR-HS • ALBUQUERQUE, N.M.  
SANDIA PREP • DISTANCE



## PREVIOUS EXPERIENCE

Swept the 800- and 1600-meter titles at the 2013 New Mexico 3A-5A State Track and Field Championships ... Also won the 400 at the 2013 New Mexico District 5 - 3A Meet ... Ran a personal record of 10:16.95 in the 3200 at Sundevil Invitational, placing second.

## PERSONAL RECORDS


- 800 meters: 1:58.75
- 1,600 meters: 4:29.23
- 3,200 meters: 10:16.95
- 5,000 meters: 17:38.0

***CLICK HERE FOR BIO***



# ADAM BITCHELL

SR-1L • ABERYSTWYTH, WALES  
UWIC • DISTANCE



## 2013 HIGHLIGHTS

INDOOR: Competed once, finishing third in the mile at the New Mexico Invitational with a 3:59.83\* clocking ... Did compete once already for the 2013-14 season, tallying a new personal record of 13:44.70 in the 5,000-meter run at the Hoosier Open, placing second.

OUTDOOR: Competed once outdoors, placing 10th in the 1500 at the Mountain West Championships with a 3:55.91 time.

## PERSONAL RECORDS

- 800 meters: 1:54.05
- 1,500 meters: 3:43.71
- Mile: 3:59.83\*
- 3,000 meters: 8:05.16
- 5,000 meters: 13:44.70

***CLICK HERE FOR BIO***



# JADON BOATRIGHT

FR-HS • LIBERTY HILL, TEXAS  
LIBERTY HILL HS • JUMPS



## PREVIOUS EXPERIENCE

Claimed silver in the Class 3A triple jump at the UIL State Track & Field Meet, leaping 47 feet ... Won the triple jump three other times

his senior year, including the Region 1-3A Meet (48-1 1/2) and the Fredericksburg AJ Loth Pre-District Quad Relays (48-4 1/2) ... His third triple jump victory at the Round Rock Meet was paired with a win in the long jump, where he travelled 22-3.

## PERSONAL RECORDS

- 100 meter: 11.94
- Long Jump: 22-3 (6.78m)
- Triple Jump: 48-4 1/2 (14.74m)

***CLICK HERE FOR BIO***

# LUKE CALDWELL

SR-1L • BETCHWORTH, ENGLAND  
UNIVERSITY OF OXFORD • DISTANCE



## 2013 HIGHLIGHTS

INDOOR: Opened with a sixth-place mile time of 4:03.47\* at the New Mexico Invitational ... Broke the school record in the 5,000-meter run with a 13:40.39 time at the Husky Classic, finishing sixth overall ... Picked up three All-Mountain West nods at the conference championships, winning both the 3000 (8:14.66) and 5000 (14:30.30) and placing third in the mile (4:10.91) ... Earned All-American status in the 5K at the NCAA Championships as he placed eighth with a time of 13:46.44.

OUTDOOR: Kicked off the season at the Bryan Clay Invitation with a runner-up mark of 3:44.19 in the 1500 ... Smashed the school record in the outdoor 5000 with a stellar run of 13:29.94 at the Payton Jordan Invitational ... Claimed two conference titles at the MW Outdoor Championships, winning both the 5000 (14:30.00) and 10000 (30:27.71) ... Qualified to the NCAA West Preliminary championships, placing sixth in the 5K with a 14:12.27 clocking ... Advanced on the NCAA Championships, earning his third All-American plaudit of 2012-13 (to go along with cross-country and indoor track) with a seventh-place run of 13:55.55.

## COLLEGIATE RECORDS

### INDOOR

- Mile: 4:08.89
- 3,000 meters: 8:14.66
- 5,000 meters: 13:40.39 -  
SCHOOL RECORD

### OUTDOOR

- 1,500 meters: 3:44.19
- 5,000 meters: 13:29.94 -  
SCHOOL RECORD
- 10,000 meters: 30:27.71

## TRACK & FIELD HONORS

- USTFCCA First Team Indoor All-American, 2013 (5000)
- USTFCCA First Team Outdoor All-American, 2013 (5000)
- Mountain West Men's Indoor Student-Athlete of the Year, 2013
- Mountain West Men's Outdoor Student-Athlete of the Year, 2013
- All-Mountain West Indoor Team, 2013 (Mile, 3000 & 5000)
- All-Mountain West Outdoor Team, 2013 (5000 & 10000)
- Mountain West Athlete of the Week, Feb. 11, 2013
- Academic All-Mountain West, 2013
- Mountain West Scholar-Athlete, 2013
- USTFCCA All-Academic, 2013

***CLICK HERE FOR BIO***




\* indicates that performance has been adjusted based on the NCAA altitude conversion



# PETER CALLAHAN

JR-TR • EVANSTON, ILL.  
PRINCETON • DISTANCE



## 2013 HIGHLIGHTS

INDOOR: A transfer from Princeton University ... Helped the Tigers' distance medley relay team to a national title at 2013 NCAA Indoor Championships, running the anchor leg (1600 meters) in 4:01.11 as Princeton won with a time of 9:33.01 ... Won the mile at the Ivy League Indoor Track & Field Championships, finishing in 4:19.90.

OUTDOOR: Competed at just the Ivy League Outdoor Track & Field Championships, but won the 1,500-meter run with at time of 3:49.74 ... Also helped Princeton's 4x8 relay team to second at the Ivy League Championships.

## PERSONAL RECORDS

### INDOOR

- 800 meters: 1:48.66
- 1,000 meters: 2:20.78
- Mile: 3:58.76

### OUTDOOR

- 1,500 meters: 3:56.54

## TRACK & FIELD HONORS

- USTFCCCA First Team Indoor All-American, 2012 (Mile) & 2013 (DMR)
- Heps co-Most Outstanding Track Performer, 2013
- HepsTrack Indoor Track Athlete of the Year, 2012
- First Team CoSIDA Academic All-America, 2013
- USTFCCCA All-Academic, 2010-13
- Academic All-Ivy, 2013

***CLICK HERE FOR BIO***

# WARRICK CAMPBELL

SR-TR • ALBUQUERQUE, N.M.  
ALABAMA • JUMPS



## PREVIOUS EXPERIENCE

Transfer from the University of Alabama, by way of UNM ... Competed his freshman year at New Mexico in 2011, transferred to Alabama for 2012 and returned to UNM, but did not compete, in 2013 ... During the 2013 indoor & outdoor seasons at Alabama, qualified for the NCAA East Region Preliminary round in the triple jump but fouled on his first three attempts ... Narrowly missed scoring at the SEC Championships with a 10th place finish in the triple jump with a wind-aided mark of 48-4 1/2 ... Finished 16th in the triple jump at 46-7 1/2 at the Drake Relays ... Placed fifth in the triple jump at Ole Miss Invitational with a mark of 49-11 3/4 ... Won the triple jump at Alabama Relays with a mark of 49-2 1/4 ... Placed third overall in the triple jump at the Texas A&M Invitational by clearing 48 3/4 ... Tallied a mark of 47-4 1/2 in the triple jump at the New Balance Invitational.

## PERSONAL RECORDS

- Long Jump: 22-9 (6.93 meters)
- Triple Jump: 50-11 (15.52 meters)

***CLICK HERE FOR BIO***

# WILL CARTER

RS SO-1L • DENVER, COLO.  
THOMAS JEFFERSON HS • JUMPS/SPRINTS



## 2013 HIGHLIGHTS

INDOOR: Opened at the Lumberjack Team Challenge, placing 15th in the 200 with a time of 23.36\* ... Competed in the 60-meter

dash (21st place, 7.13\*) and long jump (18th, 20-10) at the Cherry & Silver Invitational ... Ran in the 60 at both the New Mexico Classic (14th, 7.04\*) and Don Kirby Open (19th, 7.05\*).

## PERSONAL RECORDS

### INDOORS

- 60 meters: 7.04\*
- 200 meters: 23.26\*
- Long Jump: 20-10 (6.35m)

### OUTDOORS

- Long Jump: 19-11 1/2 (6.08m)

***CLICK HERE FOR BIO***

# ZAC CASTILLO

FR-HS • ALBUQUERQUE, N.M.  
VOLCANO VISTA HS • DISTANCE



## PREVIOUS EXPERIENCE

Placed eighth in both the 1600- and 3200-meter runs at the 2013 New Mexico 3A-5A State Track and Field Championships ... Earned 10th at the 2012 New Mexico Cross Country State Championship ... Claimed second at the 2012 Metro Championships with a personal-record clocking of 15:29.13 ... Nabbed fifth at the 2012 Lobo Cross Country Invitational.

## PERSONAL RECORDS

- 1,600 meters: 4:27.18
- 3,200 meters: 9:43.21
- 3 miles: 16:26.0
- 5,000 meters: 15:29.13

***CLICK HERE FOR BIO***



# JP CORDOVA

SR-3L • ALBUQUERQUE, N.M.  
HOPE CHRISTIAN HS • DISTANCE



## 2013 HIGHLIGHTS

INDOOR: Placed fourth in a pair of events at a pair of home meets, running 4:09.57\* in the mile at the Cherry & Silver Invitational and 1:22.10 in the 600-meter dash at the New Mexico Classic ... Claimed fifth in the 800 at the Don Kirby Elite Invitational, clocking in at 1:53.52\* ... Scored in the 800 at the Mountain West Championships with a 1:57.13 time, while placing ninth in the mile with a 4:14.00 mark.

OUTDOOR: Opened with a 3:55.65 time in the 1500 meters at the Stanford Invitational, earning 11th in his section ... Took second in the metric mile at the Don Kirby Tailwind Invitational with a time of 3:52.05\* ... Nabbed fifth in the 800 at the Brutus Hamilton Invitational, finishing in 1:51.44 ... Placed eighth and scored in both the 800 (1:52.60) and 1500 (3:53.16) at the MW Championships.

## PERSONAL RECORDS

### INDOOR

- 400 meters: 50.98
- 600 meters: 1:20.59
- 800 meters: 1:51.11\*
- Mile: 4:09.57\*

### OUTDOORS

- 400 meters: 50.99\*
- 800 meters: 1:50.81\*
- 1,500 meters: 3:52.05\*



## TRACK & FIELD HONORS

- Academic All-Conference, 2012-13

[CLICK HERE FOR BIO](#)

# ALEX CORNWELL

JR-TR • LONDON, ENGLAND  
BIRMINGHAM UNIVERSITY • DISTANCE



## PREVIOUS EXPERIENCE

Placed second in the 3000-meter run and fifth in the 1500 at the 2013 British Universities & Colleges Sport (BUCS) Indoor Athletic Championships ... Claimed second in the 1500 at the 2013 England Athletics U20/U23 Championships & European Trials ... Tallied a fifth-place run in the metric mile at the 2012 Aviva England Athletics U20/U23 Championships ... Earned seventh in the 1500 at the 2013 British Athletics European Trials & UK Championships.

## PERSONAL RECORDS

- 800 meters: 1:53.14
- 1,500 meters: 3:43.34
- 3,000 meters: 8:09.50
- 5,000 meters: 14:44.84

[CLICK HERE FOR BIO](#)

# DOMINIC DAVIS

FR-HS • ALBUQUERQUE, N.M.  
WEST MESA HS • SPRINTS



## PREVIOUS EXPERIENCE

Placed third in the 400-meter dash at the APS Metro Championships, running a personal best of 50.78 ... Also placed 21st in both the 100

and 200 at the APS Metro Championships ... Claimed fifth in the quartermile at the 2013 Don Kirby Invitational, as well as seventh in the 200 ... Took second in the 400 at the Great Southwest Classic Indoor Invitational ... Won the 400 at the New Mexico Open.

## PERSONAL RECORDS

- 200 meters: 23.42
- 400 meters: 50.78

[CLICK HERE FOR BIO](#)

# CHEYNE DORSEY

RS FR-HS • ALBUQUERQUE, N.M.  
CLEVELAND HS • SPRINTS



## 2013 HIGHLIGHTS

INDOOR/OUTDOOR: Did not compete in 2013.

## PREVIOUS EXPERIENCE

New Mexico District 1-5A champion in the 300 Hurdles back-to-back years in 2011 and 2012 ... Also won the 110 hurdles at the 1-5A District meet his senior year ... Earned New Mexico District 1-5A high point male athlete in 2011 and 2012 ... At the 2012 New Mexico 5A State Championships, took second in the 300 hurdles and fifth in the long jump, finishing with marks of 38.70 and 21-2 1/2, respectively ... Claimed fifth in the 300 hurdles at the 2011 state meet, as well ... Helped Cleveland win the New Mexico 5A State Championships in 2012 and place third overall in 2011.

## PERSONAL RECORDS

- 110-meter hurdles: 15.39
- 300-meter hurdles: 38.59
- Long Jump: 21-11

[CLICK HERE FOR BIO](#)



# MICHAEL ELLIS

SR-3L • LAS CRUCES, N.M.  
MAYFIELD HS • JAVELIN



## 2013 HIGHLIGHTS

OUTDOOR: At the first two meets of the season, threw the javelin 185-5 (56.52m) at the UTEP Springtime Invitational and 170-7 (52.01m) at the Don Kirby Tailwind Invitational, winning at UTEP and taking fourth at the Don Kirby ... Competed in the shot put (fourth, 36-6 3/4); the discus (ninth, 119-0); the hammer throw (seventh, 91-8); and javelin (fourth, 176-11) at the Air Force Triangular ... At the Brutus Hamilton Invitational, tossed the spear 178-11 (54.53m) to place fifth ... Just missed on scoring at the Mountain West Championships, placing ninth with a javelin mark of 174-1 (53.07m).

## PERSONAL RECORDS

### INDOOR

- Shot Put: 38-2 (11.63m)

### OUTDOOR

- Javelin: 197-7 (60.22m)

***CLICK HERE FOR BIO***



# ELMAR ENGHOLM

SO-1L • STOCKHOLM, SWEDEN  
BLACKEBERGS GYMNASIUM • DISTANCE



## 2013 HIGHLIGHTS

OUTDOOR: Nabbed third in the 800 at the Air Force Triangular, finishing in 1:52.02\* ... Claimed sixth in the metric mile at the Bryan Clay Invitational, clocking in at 3:45.43 ... Won the 3,000-meter steeplechase at the Mountain West Championships in 8:59.16, while also earning all-conference honors in the 1500 with a time of 3:46.69 ... Tallied a superlative time of 8:49.66 in the steeplechase at the NCAA West Preliminary championships, placing 18th.

## COLLEGIATE RECORDS

### OUTDOOR

- 800 meters: 1:52.05\*
- 1,500 meters: 3:45.43
- 3,000 steeplechase: 8:49.66

## TRACK & FIELD HONORS

- All-Mountain West Outdoor Team, 2013 (1500, 3000 SC)
- Mountain West Scholar-Athlete, 2013
- USTFCCCA All-Academic, 2013

***CLICK HERE FOR BIO***

# SAM EVANS

SR-3L • STAFFORD, ENGLAND  
WESTON ROAD HS • MIDDLE DISTANCE



## 2013 HIGHLIGHTS

INDOOR: Opened with a third-place time of 1:52.07\* in the 800 at the Cherry & Silver Classic ... Rank back-to-back miles at the

New Mexico Classic (4:03.44\*) and Husky Classic (4:02.49), placing second and 18th, respectively ... Scored in both the 800 and mile at the Mountain West Championships, placing fifth in the 800 (1:53.60) and second in the mile (4:10.04) ... Helped the Lobos' distance medley relay team to a time of 9:36.98 at the Alex Wilson Invitational running the 1200-meter leg.

## PERSONAL RECORDS

### INDOOR

- 600 meters: 1:19.28
- 800 meters: 1:49.52\*
- Mile: 4:02.49\*

### OUTDOORS

- 800 meters: 1:49.52
- 1,500 meters: 3:43.95


## TRACK & FIELD HONORS

- First-Team All-American, 2011 (DMR)
- All-Mountain West Indoor Team, 2011 (Mile & DMR), 2012 (Mile & DMR) & 2013 (Mile)
- All-Mountain West Outdoor Team, 2010 (800); 2011 (800); & 2012 (1500)

***CLICK HERE FOR BIO***


# JORDAN FARRELL

RS FR-HS • ALBUQUERQUE, N.M.  
ALBUQUERQUE ACADEMY • DISTANCE



## 2013 HIGHLIGHTS

INDOOR/OUTDOOR: Did not compete in 2013.





### PREVIOUS EXPERIENCE

Ran a third-place time in the 800 at the New Mexico District 4A Meet, notching a personal record of 2:02.09 ... Posted a seventh-placed clocking of 4:38.03 in the 1600 at the APS Metro Championships ... Claimed second in the 3200 at the Albuquerque Invitational, finishing in 10:03.29 ... At the 2011 New Mexico State Track Meet, ran a 4:36.38 in the 1600 to place 18th.

### PERSONAL RECORDS

- 800 meters: 2:02.09
- 1,600 meters: 4:35.12
- 3,200 meters: 10:03.29
- 5,000 meters: 16:09.00

***CLICK HERE FOR BIO***

## **KYLE FAST WOLF**

RS SO-HS • ALBUQUERQUE, N.M.  
LA CUEVA HS • DISTANCE



### 2013 HIGHLIGHTS

INDOOR/OUTDOOR: Did not compete in 2013

### 2012 HIGHLIGHTS

Redshirted the 2012 seasons ... Competed once, at the New Mexico Invitational, finishing seventh (unattached) in the 3000 meter run with a 8:50.43 time.

### PERSONAL RECORDS

- 1,600 meters: 4:29.66
- 3,200 meters: 9:54.24
- 5,000 meters: 15:56.60

***CLICK HERE FOR BIO***

## **BRYAN GARCIA**

FR-HS • SAN BERNARDINO, CALIF.  
ARROYO VALLEY HS • HURDLES



### PREVIOUS EXPERIENCE

Ran a personal record of 38.14 seconds in the 300-meter hurdles at the 2012 Mt. SAC Relays, placing first ... Won the 300 hurdles at the San Andreas League Finals with a time of 38.97 ... Also placed third in the 110 hudles at that meet, finishing in a personal-best 16-13 ... Clocked a time of 39.35 in the 300 hurdles at CIF Southern Section Division 1 Prelims & Finals, placing 11th in the prelims.


### PERSONAL RECORDS

- 110 meter hurdles: 16.13
- 300 meter hurdles: 38.14

***CLICK HERE FOR BIO***

## **ANDRES GONZALES**

FR-HS • ALBUQUERQUE, N.M.  
ST. MICHAEL'S HS • DISTANCE



### PREVIOUS EXPERIENCE

Won the 800- and 1600-meter runs and earned runner-up honors in the 3200 at the 2012 New Mexico 3A-5A State Track and Field Championships ... Claimed victory in the 800 and 3200 and third in the 1600 at the 2012 New Mexico District 5 - 3A meet ... Won the 3200 at the Sundevil Invitational in 2012 ... Placed fourth in the 5K at the 2011 Nike Cross Regionals - Southwest and second at the 2011 New Mexico Cross Country State Championship.

### PERSONAL RECORDS

- 1,600 meters: 4:28.07

- 3,200 meters: 10:00.74
- 3 miles: 16:20.00
- 5,000 meters: 16:03.00

***CLICK HERE FOR BIO***

## **CHRIS GRAHAM**

FR-HS • ALBUQUERQUE, N.M.  
ST. PIUS X HIGH SCHOOL



### PREVIOUS EXPERIENCE

Placed eighth in the 800-meter run and 10th in the 1600 at the 2013 New Mexico 3A-5A State Track and Field Championships, tallying a personal record of 4:31.46 in the 1600 ... Claimed second in the 800 and third in the 1600 at the 2013 Don Kirby Tailwind Invitational ... Won the 800 at three meets in 2013, including a personal-best time of 1:59.29 at the Mirmanian Invitational.

### PERSONAL RECORDS

- 800 meters: 1:59.29
- 1,600 meters: 4:31.46
- 3 miles: 16:50.00
- 5,000 meters: 16:49.46

***CLICK HERE FOR BIO***



# ALEX HERRING

RS JR-2L • ALBUQUERQUE, N.M.  
ALBUQUERQUE ACADEMY • DISTANCE



## 2013 HIGHLIGHTS

INDOOR: At a pair of home meets, claimed sixth in the mile (4:13.08\*) at the Cherry & Silver Invitational and third in the 600 (1:21.00) at the New Mexico Classic ... Rank to a 1:50.74\* time in the 800 at the Don Kirby Elite Invitational ... Won the 800 at the Mountain West Championships with a time of 1:50.59 ... Posted a career-best time of 1:49.50 in the 800 at the Alex Wilson Invitational.

OUTDOOR: Took second in his section of 1500 at the Stanford Invitational, finishing in 3:48.26 ... Placed sixth in the 800 at the Don Kirby Tailwind Invitational with a time of 1:52.62\* ... Claimed runner-up honors in the 800 at the Air Force Triangular, finishing in 1:51.74\* ... Earned second in the 800 at the Brutus Hamilton Invitational in 1:50.15 ... Won the 800 and took second in the 1500 at the MW Championships, finishing with times of 1:49.06 and 3:45.51, respectively ... Advanced to the NCAA West Preliminary championships where he finished 40th with a clocking of 1:52.01.

## PERSONAL RECORDS

### INDOORS

- 400 meters: 50.82\*
- 800 meters: 1:49.50\*

### Outdoors

- 800 meters: 1:49.06
- 1,500 meters: 3:45.51

## TRACK & FIELD HONORS

- All-Mountain West Indoor Team, 2013 (800)
- All-Mountain West Outdoor Team, 2013 (800, 1500)

***CLICK HERE FOR BIO***

# TYLER JACKSON

JR-2L • EL PASO, TEXAS  
HARLINGEN HS • POLE VAULT



## 2013 HIGHLIGHTS

INDOOR: Posted identical marks at back-to-back twice, starting with clearances of 14-9 (4.50m) at the Cherry & Silver Invitational (placing 12th) and the New Mexico Invitational (seventh) ... Duplicated marks of 14-7 1/4 (4.45m) twice in-a-row at the New Mexico Classic (10th) and Don Kirby Open (second).

OUTDOOR: Opened at the UTEP Springtime Invitational with a mark of 14-5 1/2 (4.40m), placing 13th ... Won the pole vault at the Don Kirby Tailwind Invitational with a clearance of 14-7 1/4 (4.45m) ... Surpassed 15 feet at the Air Force Triangular, placing fourth with a vault of 15-1 (4.60m).

## PERSONAL RECORDS

### INDOORS

- Pole Vault: 15-3 (4.65m)

### OUTDOORS

- Pole Vault: 15-11 (4.85m)

***CLICK HERE FOR BIO***

# RIDGE JONES

SO-1L • DESOTO, TEXAS  
DESOTO HS • SPRINTS



## 2013 HIGHLIGHTS

INDOOR: Started the season at the Lumberjack Team Challenge, claiming fourth in the 60-meter dash (6.88\*) and 12th in the 200

(22.87\*) ... Ran to another fourth-place finish in the 60 at the New Mexico Classic, finishing in 6.88\* ... Tallied a collegiate best in the 60 at the Don Kirby Elite Invitational, placing seventh in 6.82\* ... Scored at the Mountain West Indoor Championships with a runner-up clocking of 6.87.

OUTDOOR: At his only outdoor competition, scored at the MW Outdoor Championships with a fifth-place time of 11 seconds.

## COLLEGIATE RECORDS

### INDOOR

- 60 meters: 6.82\*
- 200 meters: 22.19\*

### OUTDOOR

- 100 meters: 10:76

## TRACK & FIELD HONORS

- All-Mountain West Indoor Team, 2013 (100)

***CLICK HERE FOR BIO***

# CHRIS KLINE

SO-1L • ALBUQUERQUE, N.M.  
WEST MESA HS • SPRINTS



## 2013 HIGHLIGHTS

INDOOR: Ran in the 400-meter dash at the New Mexico Invitational (49.65\*, 13th place), the New Mexico Classic (49.62\*, 10th), and at the Don Kirby Open (49.60\*, 11th) ... Also ran with the Lobos' 4x400 meter relay team, placing third at the Mountain West Championships and sixth at the nationally competitive Don Kirby Elite Invitational ... Helped UNM's distance medley relay team score points at the conference meet



OUTDOOR: Ran a 49.28\* time in the 400 at the Don Kirby Tailwind Invitational, placing fourth ... Posted a time of 49.49 in the quartermile at the Air Force Triangular (third place) ... Claimed a 49.66 time at the Brutus Hamilton Invitational, taking 11th ... Ran a personal-record and scoring mark of 48.88 at the MW Championships, placing fifth.

**PERSONAL RECORDS**

INDOOR

- 400 meters: 49.60\*

OUTDOOR

- 100 meters: 11.19\*
- 200 meters: 22.20\*
- 400 meters: 48.88

**TRACK & FIELD HONORS**

- All-Mountain West Indoor Team, 2013 (4x400)
- Academic All-Mountain West, 2013

***CLICK HERE FOR BIO***

**CHARLES  
LEWIS**

JR-2L • ALBUQUERQUE, N.M.  
HIGHLAND HS • HURDLES



**2013 HIGHLIGHTS**

INDOOR: Clocked times of 49.14\* in the 400 meters and 54.48\* in the 400 hurdles at the Cherry & Silver Invitational, placing sixth and third, respectively ... Ran the same double at the New Mexico Invitational, placing seventh in the sprint (48.83\*) and winning the hurdle (53.12\*) ... Ran the 200 (21.94\*) and the 400 (48.30\*) at the New Mexico Classic, taking sixth and third, respectively ... Scored in the 200 (fifth place), the 400 (third) and the 4x400 (third), at the Mountain West Championships running times of 21.83 and 48.54 in the sprints and helping the relay team to a time of 3:17.07.

**PERSONAL RECORDS**

INDOOR

- 200 meters: 21.83
- 400 meters: 48.30\*
- 400 hurdles: 54.48\*

OUTDOOR

- 100 meters: 10.86\*
- 200 meters: 22.28\*
- 400 meters: 49.02\*
- 400 meter hurdles: 51.49\*

**TRACK & FIELD HONORS**

- All-Mountain West Indoor Team, 2013 (400, 4x400)
- All-Mountain West Outdoor Team, 2011 (400 hurdles)

***CLICK HERE FOR BIO***

**DJANGO  
LOVETT**

SR-3L • SURREY, BRITISH COLUMBIA  
BROOKWOOD SECONDARY SCHOOL • HIGH JUMP



**2013 HIGHLIGHTS**

INDOOR: Cleared nearly identical heights in the high jump to open the season, registering marks of 6-10 1/4 (2.09m) at the New Mexico Invitational (placing first) and 6-10 3/4 (2.10m) at the Don Kirby Elite Invitational (placing seventh) ... Won the high jump at the Mountain West Championships, clearing 6-11 to earn his first indoor MW crown.

OUTDOOR: Opened with a 6-9 3/4 (2.08m) at the UTEP Springtime Invitational, taking third ... Registered the same mark, 6-11 (2.11m), at three straight meets, placing second at the Air Force Triangular, tying for second at the Beach Invitational and placing third at the Brutus Hamilton Invite ... Won the high jump at the Mountain West Championships with a mark 7 1/2 (2.15m) ... Qualified to the NCAA West Preliminary championships, taking

sixth with a clearance of 7-1 (2.16m) ... Tied for 21st at the NCAA Championships with a mark of 6-8 3/4 (2.05m).

**PERSONAL RECORDS**

INDOOR

- High Jump: 7 1/4 (2.14m)

OUTDOOR

- High Jump: 7-1 3/4 (2.18m)

**TRACK & FIELD HONORS**

- Honorable Mention Outdoor All-American, 2012-13
- All-Mountain West Indoor Team, 2011 (High Jump) & 2013 (HJ)
- All-Mountain West Outdoor Team, 2011-13 (High Jump)

***CLICK HERE FOR BIO***

**ROSS  
MATHESON**

JR-TR • EDINBURGH, SCOTLAND  
QUEEN MARY UNIVERSITY • DISTANCE



**PREVIOUS EXPERIENCE**

Claimed victory in the 1500-meter run at the 2013 Scottish National Open, racing to a personal best of 3:46.58 ... Won the Scottish National Cross Country Championships in 2013 ... Took ninth in the 1500 at the 2013 British Athletics European Trials & UK Championships ... Finished seventh in the 800 at the 2012 Aviva England Athletics U20/U23 Championships ... Won the 1500 multiple times in 2010, including the Scottish U20/U23 Championships.





## PERSONAL RECORDS

- 800 meters: 1:51.69
- 1,500 meters: 3:46.58
- 3,000 meters: 8:38.95
- 5,000 meters: 14:54.03

***CLICK HERE FOR BIO***

## **MARKUS MILLER**

JR-2L • ALAMOGORDO, N.M.  
ALAMOGORDO HS • HIGH JUMP



## 2013 HIGHLIGHTS

INDOOR: Took third at the New Mexico Invitational with a strong personal record of 6-8 1/4 (2.04m) ... Cleared 6-2 3/4 (1.90m) at the Don Kirby Elite Invitational, placing 14th ... Finished second at the Don Kirby Open with a mark of 6-6 3/4 (2.00m) ... Tied for fifth at the Mountain West Invitational with a mark of 6-5 (1.96m).

OUTDOOR: Tied for 10th in the high jump at the UTEP Springtime Invitational, clearing 6-1 1/2 (1.87m) ... Claimed a second-place tie at the Don Kirby Tailwind Invitational, surpassing 6-4 (1.93m) ... Nabbed a tie for fourth at the Air Force Triangular, clearing 6-2 3/4 (1.90m) ... Surpassed 6-5 (1.96m) at back-to-back meets in California (the Beach and Brutus Hamilton invitational), tying for 11th each time ... Scored at the Mountain West Championships with a mark of 6-6 3/4 (2.00m) that placed sixth.

## PERSONAL RECORDS

### INDOOR

- High Jump: 6-8 1/4 (2.04m)

### OUTDOOR

- High Jump: 6-6 3/4 (2.00m)

## TRACK & FIELD HONORS

- Academic All-Conference, 2012-13

***CLICK HERE FOR BIO***

## **MUSTAFA MUDADA**

FR-HS • ALBUQUERQUE, N.M.  
HIGHLAND HS • HURDLES/SPRINTS



## PREVIOUS EXPERIENCE

Two-time state champion in the 300-meter hurdles, winning in 2012 and 2013 ... Tallied seven straight victories in the 300 hurdles to open the outdoor season before registering a second-place finish (and personal record) at the regionally-competitive Great Southwest Classic ... Won the 110 hurdles, 300 hurdles and long jump at the 2013 APS Metro Championships, the Richard Harper Invitational, the Clovis Wildcat Relays, the Don Kirby Tailwind Invitational and the Buddy Robertson Invitational ... Also swept the two hurdle events at the 2012 APS Metro Championships.

## PERSONAL RECORDS

- 110-meter hurdles: 14.24
- 300-meter hurdles: 37.25

***CLICK HERE FOR BIO***

## **LOGAN PFLIBSEN**

SR-3L • STREATOR, ILL.  
STREATOR TOWNSHIP HS • POLE VAULT



## 2013 HIGHLIGHTS

INDOOR: Opened with back-to-back fourth-place finishes, clearing 16-3 1/2 (4.97m) at the Lumberjack Team Challenge and 16-2 3/4

(4.95m) at the Cherry & Silver Invitational ... Vaulted 16-2 3/4 twice more, placing third at the New Mexico Invitational and sixth at the New Mexico Classic ... Won the pole vault at the Don Kirby Elite Invitational, vaulting 17 3/4 (5.20m) ... Took home runner-up honors in the pole vault at the Mountain West Championships, clearing 17-2 3/4 (5.25m) ... Nabbed another second-place finish at the Alex Wilson Invitational, clearing 16-11 1/2 (5.17m).

## PERSONAL RECORDS

### INDOOR

- Pole Vault: 17-2 3/4 (5.25m)

### OUTDOOR

- Pole Vault: 17-1 1/2 (5.22m)

## TRACK & FIELD HONORS

- All-Mountain West Indoor Team: 2012 (Pole Vault) & 2013 (PV)
- All-Mountain West Outdoor Team: 2012 (Pole Vault)
- Academic All-Conference: 2011-12

***CLICK HERE FOR BIO***

## **SHAWN PRINCE**

FR-HS • ALBUQUERQUE, N.M.  
HIGHLAND HS • SPRINTS

## PREVIOUS EXPERIENCE

Placed first in the preliminary round of the 400-meter dash at the 2013 New Mexico 3A-5A State Track & Field Championships with a personal record of 49.29 before claiming fifth in the finals ... Nabbed runner-up finishes in the quartermile at the APS Metro Championships (time of 49.62) and the Richard Harper Invitational (49.56) ... Won the 400 at the Buddy Robertson Invitational ... Took seventh in the 400 at the New Mexico State Championships his junior year.






## PERSONAL RECORDS

- 400 meters: 49.29

***CLICK HERE FOR BIO***

## **ERNESTO RIOS**

FR-HS • EL PASO, TEXAS  
EASTWOOD HS • DISTANCE



## PREVIOUS EXPERIENCE

Ran a career best of 16:26.90 in the 5,000-meter run at the Nike Cross Nationals South Regional, placing 69th ... Claimed second in the 1,600 at the El Paso Montwood Meet, finishing in a personal-best time of 4:34.19 ... Tallied a seventh-place finish in the 800 at the District 1-5A Meet, crossing the line in 2:03.94.

## PERSONAL RECORDS

- 800 meters: 2:00.05
- 1,600 meters: 4:34.19
- 3,200 meters: 10:02.31
- 3 miles: 15:58.90
- 5,000 meters: 16:26.90

***CLICK HERE FOR BIO***

## **ASSAD RIZVI**

FR-HS • ALBUQUERQUE, N.M.  
LA CUEVA HS • SPRINTS



## PREVIOUS EXPERIENCE

Medalled in the 400-meter dash at the 2013 New Mexico 3A-5A State Track and Field Championships, finishing with a third-place time of 49.39 ... Also claimed seventh in the 200 at the state championships,

crossing the finish line in 22.92 ... Won the quartermile twice his senior year, claiming first at the Richard Harper Invitational (49.11) and the Moriarty Quad (50.51) ... Nabbed victory in the 200 at the 2013 Albuquerque Invitational with a personal best of 22.43.

## PERSONAL RECORDS

- 200 meters: 22.43
- 400 meters: 49.03
- 800 meters: 2:03.43

***CLICK HERE FOR BIO***

## **YANNICK ROGGATZ**

SO-1L • BIRKENAU, GERMANY  
MARTIN LUTHER GYMNASIUM • JUMPS



## 2013 HIGHLIGHTS

INDOOR: Ran the 60 hurdles twice, including the Cherry & Silver Invitational (15th place, 8.74\*) and the Don Kirby Open (11th, 9.02\*) ... Registered marks in the long jump at three meets, including regular-season marks of 23-0 (7.01m) at the Cherry & Silver Invite and 22-4 1/2 (6.82m) at the New Mexico Invitational ... Took fourth at the Mountain West meet, leaping 23-5 1/4 (7.14m).

OUTDOOR: Opened with a time of 15.61 in the 110 hurdles at the UTEP Springtime Invitational, placing 12th ... Competed in both the high jump (T-4th, 6-2 3/4) and the long jump (second, 22-2) at the Air Force Triangular ... Claimed 10th in the long jump at the MW Championships, reaching 22-10 1/2 (6.97m).

## PERSONAL RECORDS

### INDOOR

- 60 meters: 7.40\*
- 200 meters: 22.96\*
- 60 hurdles: 8.61\*
- Long Jump: 23-5 1/4 (7.14m)

## OUTDOOR

- 110 hurdles: 15.61
- Long Jump: 22-10 1/2 (6.97m)

## TRACK & FIELD HONORS

- Mountain West Scholar-Athlete, 2013

***CLICK HERE FOR BIO***

## **LOGAN ROSENBERG**

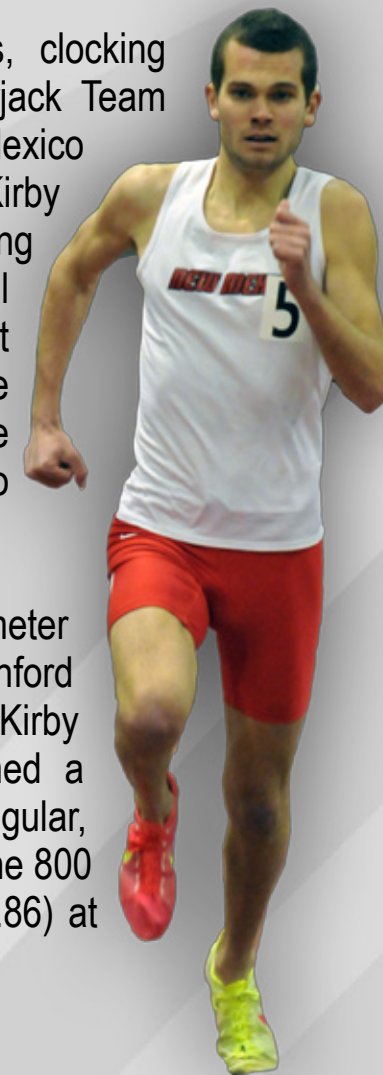
SR-2L • CARMEL, IND.  
NORTH CAROLINA • DISTANCE



## 2013 HIGHLIGHTS

INDOOR: Ran the mile three times, clocking times of 4:15.18\* (second at Lumberjack Team Challenge), 4:14.58\* (13th at New Mexico Invitational) and 4:18.03\* (third at Don Kirby Open) ... Also ran the 800 twice, finishing eighth at the Cherry & Silver Invitational (1:57.63\*) and 10th at the Mountain West Championships (1:55.27) ... Also ran the 1200-meter leg in the men's distance medley relay team, helping the squad to fourth place.

OUTDOOR: Ran a pair of 1500-meter runs, with times of 3:59.05 at the Stanford Invitational (third in section) and Don Kirby Tailwind Invitational (fourth) ... Claimed a victory the 3000 at the Air Force Triangular, finishing in 8:35.89\* ... Placed 14th in the 800 (2:10.99) and 19th in the 5000 (16:00.86) at the Mountain West Championships.





## PERSONAL RECORDS

### NORTH CAROLINA

- 800 meters: 1:52.33
- 1,500 meters: 3:45.57
- Mile: 4:05.69

### NEW MEXICO

- 800 meters: 1:55.47
- 1,500 meters: 3:53.08
- Mile: 4:15.45

## TRACK & FIELD HONORS

- Academic All-Conference, 2012-13

***CLICK HERE FOR BIO***

## **JAKE SHELLEY**

JR-TR • LONDON, ENGLAND  
UNIVERSITY OF OXFORD • DISTANCE



## PREVIOUS EXPERIENCE

Placed 11th in the 3000-meter run at the 2013 British Athletics European Trials & UK Championships ... Competing for Oxford University in the United Kingdom, took second in the 1500 in the 2013 edition of the Transatlantic Series vs. Penn and Cornell and the 2013 edition of the Harvard-Yale vs. Oxford-Cambridge meet ... Finished 16th in the 5000 at the 2012 Aviva Olympic Trials & UK Championships.

## PERSONAL RECORDS

- 800 meters: 1:54.73
- 1,500 meters: 3:46.02
- 3,000 meters: 8:09.61
- 5,000 meters: 14:29.93

***CLICK HERE FOR BIO***

## **MARCUS SIMON**

RS SO-1L • COLORADO SPRINGS, COLO.  
LIBERTY HS • JAVELIN



## 2013 HIGHLIGHTS

OUTDOOR: Opened with a pair of third-place javelin throws at the UTEP Springtime Invitational (176-2 [53.69m]) and Don Kirby Tailwind Invitational (174-7 [53.22m]) ... Placed 10th in the javelin at the Beach Invitational (187-10 [57.25m]) and sixth in the event at the Brutus Hamilton Invitational (177-9 [54.18m]) ... Claimed sixth at the Mountain West Championships with a near-PR of 182-6 (55.62m).

## PERSONAL RECORDS

### OUTDOOR

- Javelin: 187-10 (57.25m)

***CLICK HERE FOR BIO***

## **KENDALL SPENCER**

SR-3L • SAN MATEO, CALIF.  
SAN MATEO HS • JUMPS/SPRINTS



## 2013 HIGHLIGHTS

INDOOR: Competed in his main event, the long jump, five times, starting with a 23-10 (7.26m) mark at the Cherry & Silver Invitational to take third ... Claimed third again at the New Mexico Invitational, leaping 23-11 1/2 (7.30m) ... Launched a mark of 24-6 1/2 (7.48m) at the Don Kirby Elite Invitational to place fourth ... Won the Mountain West title in the long jump at the conference championships, finishing with a leap of 24-9 3/4 (7.56m) ... Managed to secure a NCAA Championships bid at the Alex Wilson Invitational as he leaped a winning 25-1 1/4 (7.65m) ... Couldn't

translate that late-season success into a mark at the NCAAAs as he fouled each of his three attempts at the national championships ... Did see some success, however, in the sprints, reaching times of 6.86\* and 6.85 in the 60-meter dash at the New Mexico Invitational and MW Championships, respectively ... Was able to earn all-conference honors in the 60 at the MW Championships with his third-place finish.

OUTDOOR: His best 100-meter times came at the Don Kirby Tailwind Invitational (10.58\*) and Air Force Triangular (10.52\*), where he placed fourth and first, respectively ... Won the long jump at the Don Kirby, leaping 25 1/2 (7.63m) ... Also had solid marks at the Mt. SAC Relays (24-2 1/4 [7.37m]) and the Brutus Hamilton Invitational (24-9 1/4 [7.55m]), placing eighth and second, respectively ... Won the MW long jump title with a mark of 24-6 1/2 (7.48m) ... Qualified to the NCAA West Preliminary championships, just missing the NCAA finals as he placed 13th with a mark of 24-10 1/2 (7.58m).

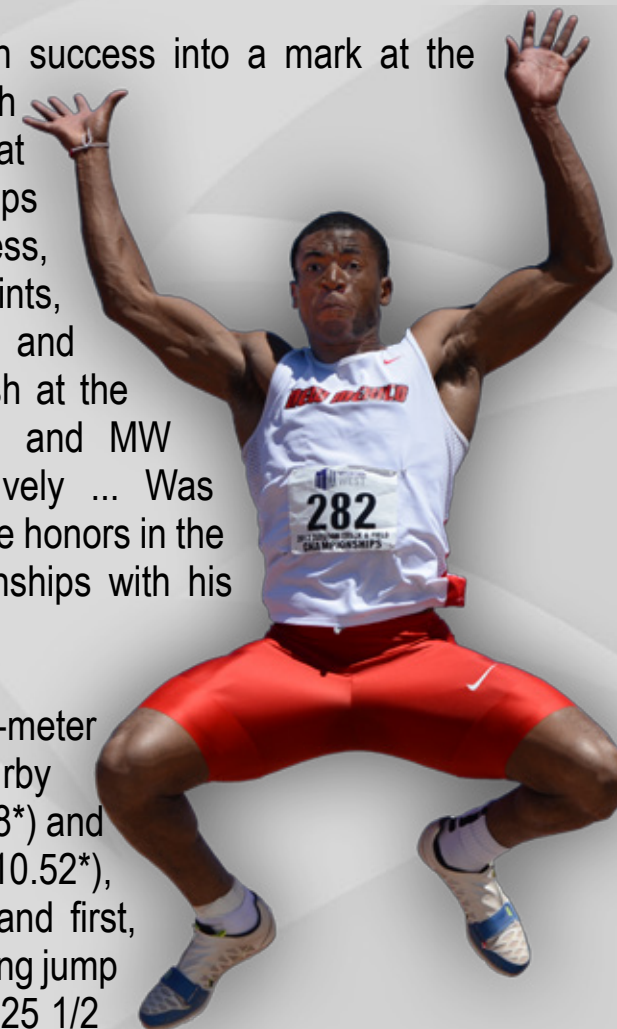
## PERSONAL RECORDS

### INDOOR

- 60 meters: 6.85\*
- 200 meters: 21:79
- Long Jump: 26-3 1/2 (8.01m) - SCHOOL RECORD

### OUTDOOR

- 100 meters: 10.52\*
- Long Jump: 26-8 1/4 (8.13m)





**TRACK & FIELD HONORS**

- NCAA Champion, 2012 (Long Jump)
- First-Team All-American. 2012
- Honorable Mention All-American, 2013
- Mountain West Men’s Indoor Student-Athlete of the Year: 2012
- All-MW Indoor Team: 2010 (Long Jump), 2012 (LJ) & 2013 (60, LJ)
- All-MW Outdoor Team: 2011 (Long Jump), 2012 (LJ, 4x100) & 2013 (LJ)
- MW Track & Field Athlete of the Week: April 10, 2012 & April 9, 2013
- Academic All-Conference: 2012-13

***CLICK HERE FOR BIO***

**SEAN STAM**

SR-3L • RIO RANCHO, N.M.  
RIO RANCHO HS • DISTANCE



**2013 HIGHLIGHTS**

INDOOR: Opened with a 14th-place mile at the New Mexico Invitational (4:15.38\*) ... Claimed sixth in the 5000 at the Husky Classic, finishing in 14:05.07 ... Scored in the 3000 (seventh place) and 5000 (sixth) at the Mountain West Championships, clocking times of 8:22.18 and 14:36.72, respectively ... Registered a 15th-place 5K at the Alex Wilson Invitational, finishing in 14:47.37.

**PERSONAL RECORDS**

INDOOR

- Mile: 4:09.67\*
- 3,000 meters: 8:14.83\*
- 5,000 meters: 14:05.07

OUTDOOR

- 5,000 meters: 14:03.88



- 10,000 meters: 29:44.41\*
- 3,000 steeplechase: 9:09.12


**TRACK & FIELD HONORS**

- All-Mountain West Indoor Team: 2012 (3000, 5000)
- All-Mountain West Outdoor Team: 2012 (10000)
- Academic All-Conference: 2010-12
- Mountain West Scholar-Athlete: 2010

***CLICK HERE FOR BIO***

**GRAHAM THOMAS**

SO-1L • DULCE, N.M.  
DULCE HS • DISTANCE



**2013 HIGHLIGHTS**

INDOOR: Opened the season unattached, racing to times of 4:17.52\* in the mile and 8:31.17\* in the 3000 ... Did compete attached at the Mountain West Championships, where he placed 11th in the 3000 (8:33.39) and helped the men’s distance medley relay team to fourth in the 800-meter leg.

OUTDOOR: At the San Francisco State Distance Carnival, placed fifth in his section of the 1500 with a time of 3:55.58 ... Claimed runner-up honors in the metric mile at the Air Force Invitational (3:54.50\*) ... Bettered his collegiate best in the steeplechase at the Brutus Hamilton Invitational, where he placed sixth with a time of 9:44.33 ... Justed missed out on scoring in the 5000 at the Mountain West Championships, placing ninth in 9:55.86.

**PERSONAL RECORDS**

INDOOR

- 3,000 meters: 8:33.39

OUTDOOR

- 800 meters: 1:55.58\*

- 1,500 meters: 3:54.50\*
- 3,000 steeplechase: 9:44.33


**TRACK & FIELD HONORS**

- Mountain West Scholar-Athlete, 2013

***CLICK HERE FOR BIO***

**DONOVAN TORRES**

RS SO-1L • LUBBOCK, TEXAS  
CORONADO HS • DISTANCE



**2013 HIGHLIGHTS**

INDOOR: Ran just once during 2013, competing at the Don Kirby Elite Invitational and placing ninth in the 3000-meter run with a time of 8:54.74\*.

OUTDOOR: Raced at the Don Kirby Tailwind Invitational, finishing the 1500-meter run in 4:09.41\* to place 18th.

**PERSONAL RECORDS**

INDOOR

- 3,000 meters: 8:54.74\*

OUTDOOR

- 1,500 meters: 4:09.41\*

***CLICK HERE FOR BIO***



# CARLOS WIGGINS

SO-1L • PLANO, TEXAS  
PLANO WEST HS • SPRINTS



## 2013 HIGHLIGHTS

INDOOR: At the Lumberjack Team Challenge, took sixth in the 60-meter dash (6.96\*) and second in the 200 (22.00\*) ... Nabbed a time of 22.07\* in the 200 at the Cherry & Silver Invitational ... Tallied a runner-up time of 21.78\* in the 200 at the New Mexico Classic ... Registered a collegiate best of 21.66\* in the 200 at the Don Kirby Elite Invitational, placing ninth ... Scored in the 200 at the Mountain West Indoor Championships, placing fourth with a 21.77 time.

OUTDOOR: Ran once, at the MW Outdoor Championships, finishing 14th in the preliminary round of 100-meter dash (time of 10.99).

## COLLEGIATE RECORDS

### INDOOR

- 60 meters: 6.96\*
- 200 meters: 21.66\*

### OUTDOOR

- 100 meters: 10:99

***CLICK HERE FOR BIO***

# RICHARD YORK

SR-3L • ST. LOUIS, MO.  
ST. CLAIR HS • DECATHLON



## 2013 HIGHLIGHTS

INDOOR: Opened in the heptathlon at the Frank Sevigne Husker Invitational, placing third in the event with a then-school record

mark of 5,538 points ... Managed his strong score by dint of strong marks in the 60-meter dash (third, 7.14); the long jump (second, 23-5 1/4); the shot put (second, 42-8); the high jump (tied for third, 6-5); the 60 hurdles (fourth, 8.61); the pole vault (third, 15-3); and the 1000 (fourth, 2:48.07) ... Won the heptathlon at the Mountain West Championships with a new school record of 5590 points, achieved with victories in the 60 (7.06), long jump (22-9), shot put (44-4 1/2) and pole vault (15-5).

OUTDOOR: Redshirted the season, but did compete unattached at the Don Kirby Tailwind Invitational ... Placed ninth in the 110 hurdles (15.73\*), fourth in the shot put (42-3), first in the javelin (215-8 1/2) and fifth in the pole vault (14-7 1/4) at the Don Kirby.

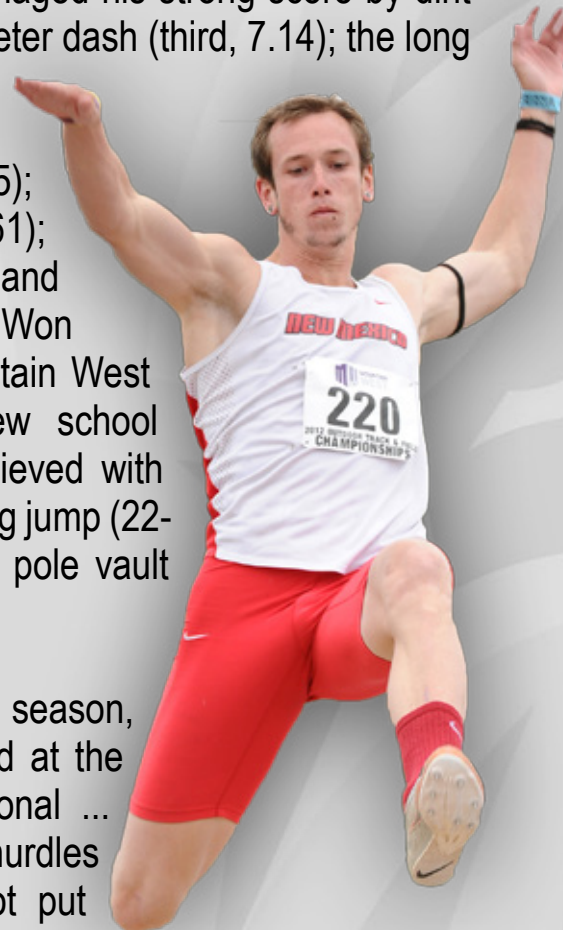
## PERSONAL RECORDS

### INDOOR

- 60 meters: 7.06
- 200 meters: 22.31
- 1,000 meters: 2:43.12
- 60-meter hurdles: 8.32\*
- High Jump: 6-6 3/4 (2.00m)
- Pole Vault: 15-7 (4.75m)
- Long Jump: 23-5 3/4 (7.14m)
- Shot Put: 44-4 1/2 (13.52)
- Heptathlon: 5590 points - SCHOOL RECORD

### OUTDOOR

- 100 meters: 10.85
- 400 meters: 49.09\*
- 1,500 meters: 4:31.07



- 110-meter hurdles: 15.25
- 400-meter hurdles: 55.28\*
- High Jump: 6-5 (1.96m)
- Pole Vault: 15-1 3/4 (4.62m)
- Long Jump: 23-4 1/2 (7.12m)
- Shot Put: 40-9 (12.42m)
- Discus Throw: 105-4 (39.51m)
- Javelin Throw: 205-7 (62.67m)
- Decathlon: 7513 points


## TRACK & FIELD HONORS

- Honorable Mention All-American: 2012
- Mountain West Men's Indoor Outstanding Performance: 2011
- Mountain West Men's Outdoor Outstanding Performance: 2011
- All-Mountain West Indoor Team: 2010-13 (Heptathlon)
- All-Mountain West Outdoor Team: 2010-12 (Decathlon)
- Mountain West Track & Field Athlete of the Week: Feb. 8, 2011 & Feb. 5, 2013
- School record holder in pentathlon

***CLICK HERE FOR BIO***

# PATRICK ZACHARIAS

JR-2L • ALBUQUERQUE, N.M.  
ARIZONA • DISTANCE



## 2013 HIGHLIGHTS

INDOOR: Opened with a 12th-place mile at the New Mexico Invitational, finishing in 4:14.15\* ... Ran a 8:17.93 time in the 3000-meter run at the Husky Classic ... Took fifth in the 5000 at the Mountain West Championships, clocking in at 14:35.81.

OUTDOOR: Clocked a 14:09.65 time in the 5000 at the Stanford Invitational to open the season, placing fourth in his heat ... Won the 1500 at the Air Force Triangular, finishing in 3:53.85\* ... Tallied another fourth-place section finish at the Payton Jordan Invitational, finishing his 5K in 14:06.68 ... Scored in both the 5000 (14:36.14) and 10000 (30:39.52) at the MW Championships, placing second in the 5K and fourth in the 10K ... Qualified to the NCAA West Preliminary championships, placing 24th in the 5000 with a time of 14:30.33.

### **PERSONAL RECORDS**

#### INDOOR

- Mile: 4:14.15\*
- 3,000 meters: 8:16.18
- 5,000 meters: 14:35.81

#### Outdoor

- 1,500 meters: 3:53.85\*
- 3,000 meters: 8:48.24
- 5,000 meters: 14:01.65

### **TRACK & FIELD HONORS**

- All-Mountain West Outdoor Team, 2013 (5000)
- Mountain West Scholar-Athlete, 2013
- USTFCCCA All-Academic, 2013

***[CLICK HERE FOR BIO](#)***



# ***COACHES' PROFILES***





# JOE FRANKLIN

HEAD COACH • DISTANCE/MID DISTANCE  
7TH YEAR • PURDUE UNIVERSITY, 1991



Joe Franklin enters his seventh year as the head track & field/cross country coach at the University of New Mexico. Franklin took over the program on June 18, 2007 after 13 years in the same role at Butler University. Franklin is the seventh men's and fifth women's head track and field coach at UNM, replacing seven-year coach Matt Henry. Since his hiring, Franklin has wasted little time making his mark at New Mexico and achieved many of the goals he laid out in his hiring.

In 2008 the United States Track & Field and Cross Country Association created a "Program of the Year" award to honor those teams who succeeded in all three sports (cross country, indoor track & field, outdoor track & field) on a yearly basis at the NCAA Championships. Since the awards inception New Mexico has made the list four times on the men's side and once on the women's side. In fact, UNM is one of only three schools to finish in the final standings each of the last four years, joining Texas and five-time recipient Florida State.

2013 saw New Mexico reach unprecedented success, highlighted by the men's first-ever Mountain West Indoor Championship. Behind seven total individual titles and a program-record 15 all-conference selections, the UNM men secured their title. The ladies also performed admirably indoors, as Josephine Moultrie (800, mile) and Kendra Schaaf (5,000-meter run) won individual crowns en route to placing the women to second. At the NCAA Indoor Championships, Luke Caldwell (the school record-holder in the indoor and outdoor 5K) and Floyd Ross garnered All-American nods. Outdoors, the women vied with nationally ranked San Diego State for the conference crown, but placed second. Still, the women generated one of their best showing outdoors as they scored the most points in program history, 145.5, since 1985. The men, despite finishing third in the team standings, erupted for seven individual titles. Caldwell and Ross again claimed All-American status at the NCAA Outdoor Championships. Gabe Aragon and Thomas Trujillo also earned Academic All-America nods.

During the 2012 indoor season, New Mexico gained its third individual NCAA champion under Franklin, as Kendall Spencer won the long jump with a school-record leap of 26-3 1/2. Ross and Sarah Waldron also claimed All-American honors indoors, as well. UNM also shined at the conference meets, with the women finishing second indoors and the men placing third at both meets. Outdoors, Spencer again long jumped into the record books with an Olympic A standard leap that led the nation for over a month, while Ross nabbed a national runner-up finish in the triple jump and Waldron claimed another All-American nod at the outdoor championships.

In 2011, the Lobos sent their record setting distance medley relay to the NCAA Championship, where the squad took sixth to claim All-American honors. Both the men and women also placed third at the MWC Indoor Championships, before finishing as runner-ups at the MWC Outdoor Championships, the first time in program history both teams claimed second at the outdoor conference meet. UNM

also sent twenty-nine athletes to the NCAA regional championship, the most ever. Out of that meet nine Lobos qualified for the NCAA championships, where Keith Gerrard and Rory Fraser earned All-American honors in the 10,000- and 5,000-meter races, respectively.

The 2010 indoor season saw Lee Emanuel win his second NCAA title in the mile, while Sandy Fortner, Chris Barnicle and Rory Fraser earned All-American honors. The Lobo men placed 8th at the NCAA indoor meet while the ladies finished 36th. UNM also made gains at the MWC championships, as the Lobo men placed third indoors (with a program-record point total) and were runner-ups outdoors (again with a program-record tally). Twenty six Lobos qualified for the NCAA regional championship and seven qualified their way to the NCAA Outdoor Championships.

During the 2009 track season the Lobo men finished second at the MWC indoor meet, the highest ever finish to that point and then duplicated the highest outdoor finish in MWC history when they got third. Emanuel also nabbed the program's first NCAA indoor individual title since 1977 as he took the mile run with the year's fastest time at 3:57.62. Both MWC outstanding performers went to Lobos, too, as Jarrin Solomon was the men's award winner and Katie Coronado was the women's. Following the 2009 MWC championship the Lobo program sent 10 athletes to the NCAA regional championships, where 11 Lobo tracksters qualified for the NCAA championships. Of those 11, three Lobos earned All-American honors.

Franklin's debut season on the track in 2008 was filled with highlights. Junior Sandy Fortner became the first UNM woman to compete in the pentathlon at the NCAA Indoor Championships (where she 12th) after winning MWC gold in the competition. Five school records also fell during the indoor season. The 2008 outdoor track season saw seven athletes - four men and three women - advance to NCAA Championship meet, giving New Mexico its best representation up to that point in the modern era of the championships. Three athletes - seniors Robert Caldwell (pole vault) and Jeremy Johnson (10,000m), and junior Katie Coronado (javelin) - earned All-America honors, the most for UNM since 1989. Coronado's silver medal in the javelin was the best ever recorded by a New Mexico woman at the NCAA Championships. Caldwell and Coronado gave UNM a sweep of the men's and women's MWC Outstanding Performer awards.

A native of Greencastle, Ind., Franklin was a four-year letterman in track at Purdue University and a two-time all-Big 10 Conference honoree in the 800 (2nd - 1989, 3rd - 1991). He received his bachelor's in Professional Writing in 1991 and his master's degree in Education Administration in 1994, both from Purdue. Franklin and his wife, Melinda, have a son, Elijah.



***CLICK HERE FOR BIO***



# JOE FRANKLIN

THE JOE FRANKLIN FILE

**AGE:** 45 (born March 1, 1968)

**BIRTHPLACE:** Greencastle, Ind.

**ALMA MATER:** Purdue '91

**COLLEGIATE ATHLETIC EXPERIENCE:** Purdue (mid-distance: 1986-91)

**ALL-AMERICANS COACHED:** (24 athletes)

- |   |  |
|---|--|
| • Sammy Silva (UNM): 2013 Cross Country   | • Rory Fraser (UNM): 2010 3,000; 2011 5000                     |
| • Charlotte Arter (UNM): 2013 Cross Country   | • Jacob Kirwa (UNM): 2009 Cross Country                        |
| • Josephine Moultrie (UNM): 2012 Cross Country/<br>2013 Indoor 3000                     | • Chris Barnicle (UNM): 2009 10,000/2010 indoor 5,000          |
| • Luke Caldwell (UNM): 2012 & 2013 Cross Country/<br>2013 Indoor 5000/2013 Outdoor 5000 | • Michelle Corrigan (UNM): 2009 10,000                         |
| • Floyd Ross (UNM): 2012 & 2013 Indoor Triple Jump/<br>2012 & 2013 Outdoor TJ           | • Lee Emanuel (UNM): 2009 Mile/2009 1,500/2010 Mile            |
| • Sarah Waldron (UNM): 2012 Indoor/Outdoor 5000   | • Jeremy Johnson (UNM): 2008 10,000/2007 Cross Country         |
| • Kendall Spencer (UNM): 2012 Indoor Long Jump  | • Scott Overall (Butler): 2007 mile                            |
| • Floyd Ross (UNM): 2012 Indoor Triple Jump   | • Victoria Mitchell (Butler): 2005 Cross Country/2005 3,000 SC |
| • Ruth Senior (UNM): 2010 Cross Country   | • Olly Laws (Butler): 2004 Cross Country                       |
| • Natalie Gray (UNM): 2010 Cross Country  | • Becky Lyne (Butler): 2003 800                                |
| • Keith Gerrard (UNM): 2010 Cross Country/2011 10,000                                   | • Mark Tucker (Butler): 2002 Cross Country                     |
|   | • Fraser Thompson (Butler): 1999 outdoor 5,000                 |
|   | • Julius Mwangi (Butler): 1998 Cross Country                   |

## **COACHING EXPERIENCE:**

*2007-current: 7th men's and 5th women's Head Cross Country and Track & Field Coach, New Mexico*

- 2008 MWC Women's Cross Country Coach of the Year
- 2009, 2010, 2011, 2012, 2013 MWC Men's & Women's Cross Country Coach of the Year
- 2010 NCAA Mountain Region Men's & Women's Cross Country Coach of the Year
- 2011 NCAA Mountain Region Women's Cross Country Coach of the Year
- 2013 Mountain West Men's Indoor Coach of the Year
- 2012 Mountain Region Women's Coach of the Year

*1994-07: Head Men's and Women's Cross Country and Track & Field Coach, Butler*

- National cross country coach of the year
- NCAA regional cross country coach of the year
- Conference cross country coach of the year 17 times
- 2-time conference indoor track and field coach of the year


*1992-94: Asst. Men's Cross Country/Track & Field Coach, Purdue*

*1991-92: Head Cross Country Coach, DePauw*

- Conference coach of the year

# RODNEY ZUYDERWYK

ASSOC. HEAD COACH • JUMPS/COMBINED EVENTS/THROWS  
5TH YEAR • WASHINGTON STATE, '93



Rodney Zuyderwyk is starting his fifth year on the New Mexico track & field staff after being promoted to Associate Head Coach by Joe Franklin in 2010.

In 2013, Coach "Z", as he called, guided the Lobos to another solid year in the jump and combined events. Richard York set a new school record the heptathlon in a title-winning performance at the Mountain West Indoor Championships. The women's pole vaulters also showed well, with four Lobos (including all-conference recipients Amber Menke and Margo Tucker) scoring outdoors. Django Lovett also did well under Zuyderwyk's tutelage, sweeping the Mountain West high jump titles en route to advancing to his third straight NCAA Outdoor Championships.

During the 2012 season, Zuyderwyk coached another record-setting year for the Lobos' vertical jumpers and throwers. Amber Menke established a new pole vault record of 13-5 3/4 at back-to-back meets, while York again qualified for the NCAA Outdoor meet in the decathlon (and javelin) and Lovett advanced for a second time in the high jump.

In 2011, Zuyderwyk led Precious Selmon to the MWC indoor title, establishing a new UNM record. Hurdler De'Vron Walker set a new indoor school record in the 60 hurdles. York claimed the indoor conference title in the heptathlon and earned the MWC indoor athlete of the year honors. Margo Tucker established a new indoor school record in the pole vault. In the outdoor season, York claimed the decathlon at the MWC championship and qualified to the NCAA championships for the first time.

During his first year with the Lobos Coach "Z" took Sandy Fortner to All American status in the indoor Pentathlon and freshman Richard York to a new indoor school record in the Heptathlon. He also brought De'Vron Walker to a school record in the 60 meter Hurdles, and Precious Selmon broke the women's school record in the 60 meter hurdles as well. During the outdoor campaign York emerged as the top American freshman decathlete and finished the season ranked 26th nationally while winning the MWC title with a score of 7292. Fortner repeated as MWC Heptathlon champion and qualified to the NCAA Championships.

Zuyderwyk competed collegiately at Washington State University. After graduation Zuyderwyk represented Australia in the 110-meter hurdles and 4x100-meter relay at the 1998 Commonwealth Games. He finished sixth at the World Cup in the 110-meter hurdles and sixth at the World Student Games in the decathlon.

Zuyderwyk earned a bachelor's degree in psychology and sports administration from Washington State in 1993 and received a postgraduate diploma in sports psychology from the University of Queensland in 1995, while earning an MBA from the University of Southern Queensland in 2000. Zuyderwyk and his wife, Jill, have two sons, Brock and Tristan.

***CLICK HERE FOR BIO***



# AUSTIN BROBST

ASST. COACH - HORIZ. JUMPS/RECRUITMENT  
3RD YEAR • NEW MEXICO, '07



Austin Brobst is entering his third year as New Mexico's Horizontal Jumps Coach and Recruiting Coordinator, returning to his alma mater after coaching at the Academy of Art University in San Francisco.

In 2013, Brobst coached the Lobos' horizontal jumpers to a stellar year, highlighted by top-notch performances both indoors and outdoors. Kendall Spencer, the 2012 NCAA Indoor Long Jump Champion, excelled once again at the conference level, sweeping the Mountain West long jump titles. Floyd Ross, the 2012 NCAA Outdoor Triple Jump runner up, wasn't to be outdone by his teammate, as he swept his event at the conference meets. It was just the second time in the history of the Mountain West that two teammates swept the indoor and outdoor titles in the long jump and triple jump.

On top of that, Ross earned All-American status in the triple jump at both the NCAA indoor and outdoor championships, giving him four All-American nods at four straight NCAA Championships.

Brobst also directed the women's jumpers to solid campaigns indoors and outdoors, as Yeshemabet Turner scored in the long jump and Casey Dowling captured an All-MW plaudit in the triple jump and a scoring effort in the long jump. Outdoors, the duo continued to shine, with Turner earning all-conference honors in both jumps and Dowling scoring with a personal-record performance in the triple jump.

Prior to the Academy of Art, Brobst served as a graduate assistant at UNM for 2 years, where he was responsible for coaching the horizontal jumpers and assisting with the sprints and hurdles. In 2010, he was the meet director and coordinator for the high school meets hosted at the Albuquerque Convention Center.

Brobst coached UNM's first female indoor All-American Deanna Young in 2009, and in 2008 coached Alesha Walker to an Olympic Trials berth in the Long Jump.

Brobst graduated from UNM with a Bachelors in Education and a Masters in Sports Administration.

**[CLICK HERE FOR BIO](#)**

# RICH CERONIE

ASST. COACH - SPRINTS/RELAYS/HURDLES  
4TH YEAR • MIAMI UNIVERSITY



After 24 years as head cross country & track coach at Miami (Ohio) University, Rich Ceronie begins his fourth year on Joe Franklin's staff.

In 2013, Ceronie was able to coach the women's 4x400 meter relay team to a second-place finish at the Mountain West Outdoor Championships. The men's sprinters, under the guide of Ceronie, also contributed at the conference meets, with Ridge Jones, Kendall Spencer and Chaz Lewis all earning All-Mountain West honors at the indoor championships.

During his tenure at Miami University, Ceronie produced 3 U.S. Olympic Trials qualifiers, 4 MAC conference athletes of the year, over 60 conference champions, and 13 NCAA All-Americans in seven different events. He was the first Mid-American Conference coach to have an athlete win an NCAA Championship and rank No. 1 in the world. His teams were consistently ranked among the best in the conference winning almost 70 percent of all competitions in that 24 year tenure.

For the last three years, Ceronie served the City of Albuquerque as meet director for the USA Indoor Track & Field Championships. During 2013 he again will lead the city in hosting this prestigious meet. He also serves as meet director for all Lobo home track & field meets and during the last three years there has been record attendance. In 2011 Ceronie was honored by the City of Albuquerque as "Ambassador of the Year" for bringing increased revenue to the city. Over the course of the last three years Ceronie has been responsible for bringing over 5 million dollars in direct spending to the city.

Ceronie earned undergraduate degrees in health education and elementary education from Brockport State University (NY). He then went on to earn graduate degrees in elementary education (Geneseo State University (NY) and Sport Organization (Miami University) before completing his Ph.D. at Miami in Educational Leadership/Athletic Administration. Ceronie is married (Karen) and has two daughters, Katelin and Lauren.

**[CLICK HERE FOR BIO](#)**

# 'A HAVAHLA HAYNES

ASSISTANT COACH - DISTANCE  
4TH YEAR • WISCONSIN, '07



After spending two years as assistant coach at Northwestern University, Haynes is in her third year with the Lobos, assisting head coach Joe Franklin with the distance runners.

During the last three years Haynes has been responsible for overseeing the highly successful women's distance program, and has coached the men and women 800-meter runners since 2012. She is also in charge of the Lobo Nike program administering all aspects of that program.

Under her tutelage, the women's distance program has seen strong performances. Josephine Moultrie holds the school record in five events -- the indoor 600, indoor 800, mile, indoor 3000 and 1500 -- and won five Mountain West titles during her two years at New Mexico. Moultrie also advanced to four NCAA Championships, as well.

In the 800, the Lobos have also performed well under Haynes, winning five conference titles in the event since 2012. Gabe Aragon won the event at the 2012 MW indoor meet, while both Moultrie and Alex Herring swept the titles at the two conference championships in 2013. The duo of Moultrie and Herring is just the second duo of teammates in the history of the Mountain West to sweep the 800-meter run both indoors and outdoors.

Additionally, the Lobos middle-distance and distance team (all races 800 meters and longer) earned 23 All-Mountain West honors in 2013, by far the most in the conference, with Air Force's 13 nods coming in second.

Haynes who is a 2007 graduate of the University of Wisconsin earned All Big Ten and All Midwest regional honors for both cross country & track. She was a member of the 2006 cross country team that placed fourth at the NCAA meet and she competed in three NCAA Cross Country Championships during her time as a Badger. On the track she set the Wisconsin school record in the 3000 meter steeplechase (10:07) and earned All American honors.

**[CLICK HERE FOR BIO](#)**





# ***2013 in REVIEW***

# 2012-13 REVIEW

## 2013 INDOOR TRACK AND FIELD

Entering the season, to say expectations were high might have been an understatement. The Lobos knew they had the experience and the talent for an unprecedented run of postseason success.

Behind 2012 NCAA indoor long jump champion Kendall Spencer, 2012 NCAA outdoor triple jump runner-up Floyd Ross and a bevy of other talented athletes, Franklin saw the potential to claim the team's first ever indoor conference crown ever.

And, like with cross country, the Lobos did not let their coach down.

Spencer and Ross both notched individual victories as the men combined for seven total individual titles and a program-record 15 all-conference selections en route to winning the elusive team trophy.

Caldwell proved to be key to UNM's title run, as he nabbed wins in the 3000-meter run and 5000-meter run, as well as a third-place finish in the mile.

And with Alex Herring (800-meter run), Django Lovett (high jump) and Richard York (decathlon) taking home wins as well, the Lobos were in firm control of victory almost all of the last day of competition.

All six titlists received All-MW honors, as did Gabe Aragon (4x400), Sam Evans (mile), Ridge Jones (60), Chris Kline (4x400), Charles Lewis (400, 4x400), Derek Montoya (4x400) and Logan Pflibsen (pole vault).

For the women, the conference title chase was a bit more one-sided with nationally ranked San Diego State snapping up titles.

Despite strong efforts from individual champions Josephine Moultrie (800, mile) and Kendra Schaaf (5000), the Lobos couldn't keep up with the Aztecs.

However, the women did place second as they produced a cohesive team effort and eight All-MW honors.

Along with Moultrie and Schaaf, Julie Brasher (distance medley relay), Casey Dowling (long jump), Kirsten Follett (3000), Jasmin

McCray (distance medley relay), Amber Menke (pole vault), Janina Mitsos (distance medley relay), Mia Weaver (distance medley relay) and Shawna Winnegar (5000) were also named all-conference.

Franklin earned some honors of his own for his teams' performances. He was named the MW Men's Coach of the Year Mountain by the Mountain West and the Mountain Region Women's Coach of the Year by the U.S. Track & Field and Cross Country Coaches Association (USTFCCCA).

After the conference meet, Spencer, Ross, Caldwell and Moultrie were able to parlay their success in the regular season to berths at the NCAA Championships, where Caldwell and Ross were recognized by the USTFCCCA as All-Americans.

Caldwell—who had already broken the school record in the 5K—placed eighth in the event at the NCAAAs, while Ross duplicated his performance at the 2012 championships with another eighth-place finish.

Subsequently, Caldwell was selected as the conference's Men's Student-Athlete of the Year.

## 2013 OUTDOOR TRACK AND FIELD

After winning a conference title indoors, the men could have been penciled in as the favorite to win the outdoor conference crown.

But, in the sport of track & field, sometimes things just don't break the right way. With a number of key athletes injured or redshirting the outdoor season, the Lobo men's scoring power—the same might that landed them their indoor title—was limited.

But by no means was it gone.

Despite finishing third in the team standings at the conference championships, the Lobo men erupted for seven individual titles. Spencer, Ross, Lovett, Herring and Caldwell duplicated their indoor triumphs at the outdoor championships, with Caldwell switching from the 3K/5K double indoors to the 5K/10K double outdoors.

Engholm chipped in a title in the 3000 steeplechase, as well, giving the men a program-record seven individual titles earned at the outdoor championships.

The women fared better in Las Vegas, too, as they battled San Diego State for much of the meet—even leading SDSU with five events remaining—before finally placing second behind the Aztecs. The women also generated one of their best showing out-

doors as they scored the most points in program history, 145.5, since 1985.

The Lobos' stellar mid-distance trio of Moultrie, Arter and Chloe Anderson led the charge as they placed 1-2-3 in the 1500.

And while Moultrie (800 and 1500), was the only UNM athlete to win individual titles outdoors, five women and a relay team scored podium finishes, including Winnegar (5000, 10000), Menke (pole vault), Margo Tucker (pole vault), Yeshemabet Turner (long jump, triple jump) and Marin Schweigert (high jump).

Along with that group, the 4x400 relay team of Zoe Howell, Tawsha Brazley, Shirley Pitts and Jasmin McCray also earned all-conference honors.

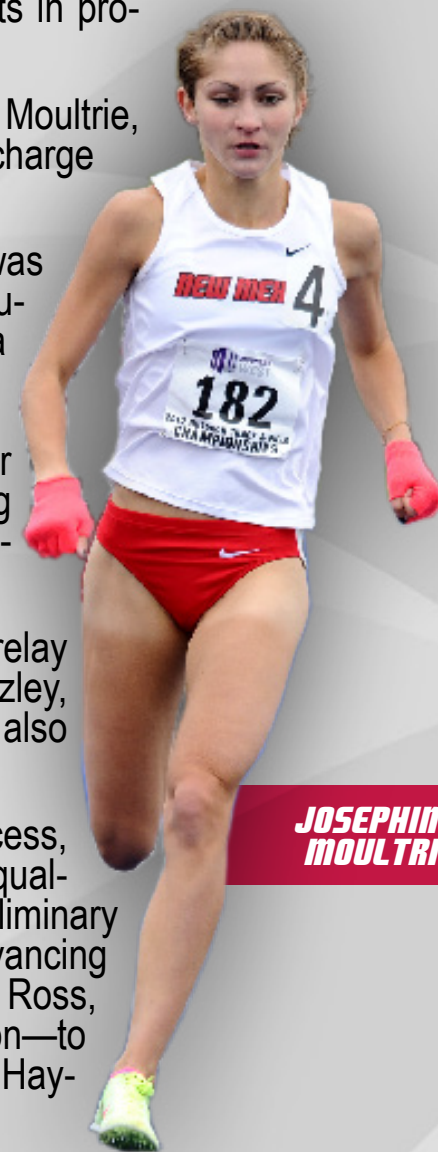
Out of all of the regular-season success, Franklin and the Lobos were able to qualify 18 athlete to the NCAA West Preliminary Championships competition, advancing six of those standouts—Caldwell, Ross, Lovett, Moultrie, Arter and Anderson—to the NCAA Championships at historic Hayward Field in Eugene, Ore.

At the finals, Caldwell and Ross once again proved their talent, as they brought home another pair of All-American plaudits.

Ross leaped to a third-place showing in the triple jump and finished his collegiate career scoring at each NCAA Championships he attended.

Caldwell snagged seventh in the men's 5000 to earn All-American status, making him the first Lobo athlete in school history to earn All-American status in cross country, indoor track and outdoor track in one school year. As in the indoor campaign, he was named MW Men's Student-Athlete of the Year for his performances.

The Lobos also finished in 13th place in the USTFCCCA's John McDonnell Program of the Year award standings for the 2012-13 academic year. New Mexico is one of only three schools to finish in the final standings each of the last four years, joining Texas and five-time recipient Florida State.



**JOSEPHINE MOULTRIE**

\* indicates that performance has been adjusted based on the NCAA altitude conversion



# 2012-13 INDOOR STATISTICS

## WOMEN'S TOP-5 PERFORMANCES

### 60 METERS

NAME	TIME	RANK	MEET	DATE
1. Kayla Fisher-Taylor	7.73*	15th	New Mexico Classic	Feb. 1-2
2. Casey Dowling	7.84*	21th	Lumberjack Team Challenge	Jan. 12
3. Aasha Marler	7.87*	22nd	Lumberjack Team Challenge	Jan. 12
4. Yeshemabet Turner	7.91*	26th	Lumberjack Team Challenge	Jan. 12
5. Tawsha Brazley	8.02*	32nd	Cherry & Silver Invitational	Jan. 18-19

### 60 METERS HURDLES

NAME	TIME	RANK	MEET	DATE
1. Holly Van Grinsven	8.62*	7th	New Mexico Invitational	Jan. 25-26
2. Precious Selmon	8.71*	9th	MW Indoor Championships	Feb. 21-23
3. Samantha Bowe	8.91*	16th	Don Kirby Elite Invitational	Feb. 8
4.				
5.				

### 200 METERS

NAME	TIME	RANK	MEET	DATE
1. Kayla Fisher-Taylor	24.91*	16th	Don Kirby Elite Invitational	Feb. 8
2. Casey Dowling	25.40*	23rd	New Mexico Invitational	Jan. 25-26
3. Aasha Marler	25.50*	25th	New Mexico Invitational	Jan. 25-26
4. Yeshemabet Turner	25.54*	26th	New Mexico Invitational	Jan. 25-26
5. Haley Sanner	25.67*	27th	New Mexico Classic	Feb. 1-2

### 400 METERS

NAME	TIME	RANK	MEET	DATE
1. Shirley Pitts	56.04*	6th	New Mexico Classic	Feb. 1-2
2. Zoe Howell	57.45*	19th	Don Kirby Open	Feb. 9
3. Tawsha Brazley	57.82*	23rd	Don Kirby Open	Feb. 9
4. Jasmin McCray	58.79*	30th	New Mexico Classic	Feb. 1-2
5. Haley Sanner	59.39*	34th	Don Kirby Open	Feb. 9

### 600 METERS

NAME	TIME	RANK	MEET	DATE
1. Shirley Pitts	1:35.32		Cherry & Silver Invitational	Jan. 18-19
2. Julie Brasher	1:38.32		New Mexico Invitational	Jan. 25-26
3. Mia Weaver	1:41.18		Cherry & Silver Invitational	Jan. 18-19
4. Mickey Brown	1:47.49		New Mexico Invitational	Jan. 25-26
5.				

### 800 METERS

NAME	TIME	RANK	MEET	DATE
1. Josephine Moultrie	2:09.75	2nd	MW Indoor Championships	Feb. 21-23
2. Kendra Schaaf	2:16.71*	18th	New Mexico Classic	Feb. 1-2
3. Julie Brasher	2:17.80*	20th	Lumberjack Team Challenge	Jan. 12
4. Mia Weaver	2:18.49*	24th	Don Kirby Open	Feb. 9
5. Holly Van Grinsven	2:29.24	44th	MW Indoor Championships	Feb. 21-23

### 1 MILE

NAME	TIME	RANK	MEET	DATE
1. Josephine Moultrie	4:36.59	1st/16th	Husky Classic	Feb. 9
2. Imogen Ainsworth	4:48.65*	4th	New Mexico Invitational	Jan. 25-26
3. Kirsten Follett	4:52.80*	5th	New Mexico Invitational	Jan. 25-26
4. Kendra Schaaf	4:53.51*	6th	New Mexico Classic	Feb. 1-2
5. Janna Mitsos	5:02.93*	17th	Don Kirby Open	Feb. 9

### 3000 METERS

NAME	TIME	RANK	MEET	DATE
1. Josephine Moultrie	9:06.35	1st/9th	UW Invitational	Jan. 26
2. Kirsten Follett	9:41.29	5th	MW Indoor Championships	Feb. 21-23
3. Kendra Schaaf	9:45.32	7th	MW Indoor Championships	Feb. 21-23
4. Imogen Ainsworth	9:46.37	9th	MW Indoor Championships	Feb. 21-23
5. Shawna Winnegar	9:46.78	10th	MW Indoor Championships	Feb. 21-23

### 5000 METERS

NAME	TIME	RANK	MEET	DATE
1. Kendra Schaaf	16:21.71	2nd/49th	Husky Classic	Feb. 8
2. Shawna Winnegar	16:47.37	3rd	Husky Classic	Feb. 8
3.				
4.				
5.				

# 2012-13 INDOOR STATISTICS

## WOMEN'S TOP-5 PERFORMANCES

### 4X400 RELAY

NAME	TIME	RANK	MEET	DATE
1. Howell, McCray, Pitts, Brazley	3:49.04	6th	MW Indoor Championships	Feb. 21-23
2. Howell, Van Grinsven, McCray, Sanner	3:53.95*		Cherry & Silver Invitational	Jan. 18-19
3. Sanner, Clark, Weaver, Kerr	4:004.98*		New Mexico Invitational	Jan. 25-26
4. Brown, Bowe, Weaver, Brasher	4:12.90*		Lumberjack Team Challenge	Jan. 12
5.				

### DISTANCE MEDLEY RELAY

NAME	TIME	RANK	MEET	DATE
1. Brasher, McCray, Weaver, Mitsos	11:56.65	2nd	MW Indoor Championships	Feb. 21-23
2.				
3.				
4.				
5.				

### LONG JUMP

NAME	TIME	RANK	MEET	DATE
1. Casey Dowling	19-5 1/2 (5.93m)	6th/93rd	MW Indoor Championships	Feb. 21-23
2. Yeshemabet Turner	18-10 3/4 (5.76m)	9th	Cherry & Silver Invitational	Jan. 18-19
3. Aasha Marler	18-5 3/4 (5.63m)	14th	MW Indoor Championships	Feb. 21-23
4. Samantha Bowe	18-3 1/4 (5.57m)	15th	New Mexico Invitational	Jan. 25-26
5. Holly Van Grinsven	18 1/4 (5.49m)	20th	Cherry & Silver Invitational	Jan. 18-19

### TRIPLE JUMP

NAME	TIME	RANK	MEET	DATE
1. Yeshemabet Turner	40-2 (12.24m)	5th/95th	MW Indoor Championships	Feb. 21-23
2. Casey Dowling	38-11 (11.86m)	9th	MW Indoor Championships	Feb. 21-23
3. Aasha Marler	37-8 (11.48m)	17th	Don Kirby Open	Feb. 9
4.				
5.				

### HIGH JUMP

NAME	TIME	RANK	MEET	DATE
1. Samantha Bowe	5-7 (1.70m)	7th	Frank Sevigne Husker Invt.	Feb. 1-2
2. Marin Schweigert	5-5 (1.65m)	14th	Don Kirby Open	Feb. 9
3. Holly Van Grinsven	5-2 1/4 (1.58m)	24th	Cherry & Silver Invitational	Jan. 18-19
4.				
5.				

### POLE VAULT

NAME	TIME	RANK	MEET	DATE
1. Amber Menke	13-2 1/2 (4.03)	2nd/32nd	Alex Wilson Invitational	March 1-2
2. Margo Tucker	12-11 1/2 (3.95m)	4th/56th	New Mexico Classic	Feb. 1-2
3. Nathalie Busk	12-7 1/2 (3.85m)	8th	New Mexico Classic	Feb. 1-2
4. Annie Stirling	12-2 3/4 (3.73m)	10th	MW Indoor Championships	Feb. 21-23
5. Emily Heisler	11-11 3/4 (3.65m)	11th	Cherry & Silver Invitational	Jan. 18-19
5. Julia Cook	11-11 3/4 (3.65m)	11th	Don Kirby Open	Feb. 9

### SHOT PUT

NAME	TIME	RANK	MEET	DATE
1. Samantha Bowe	39-9 3/4 (12.13m)	21th	Cherry & Silver Invitational	Jan. 18-19
2. Holly Van Grinsven	31-6 3/4 (9.62m)	38th	MW Indoor Championships	Feb. 21-23
3.				
4.				
5.				

### WEIGHT THROW

NAME	TIME	RANK	MEET	DATE
1.				
2.				
3.				
4.				
5.				

### PENTATHLON

NAME	TIME	RANK	MEET	DATE
1. Samantha Bowe	3614	4th/90th	Frank Sevigne Husker Invt.	Feb. 1-2
2. Holly Van Grinsven	3503	7th	MW Indoor Championships	Feb. 21-23
3.				
4.				
5.				



# 2012-13 INDOOR STATISTICS

## MEN'S TOP-5 PERFORMANCES

### 60 METERS

NAME	TIME	RANK	MEET	DATE
1. Kendall Spencer	6.85	2nd	MW Indoor Championships	Feb. 21-23
2. Ridge Jones	6.86	4th	MW Indoor Championships	Feb. 21-23
3. Carlos Wiggins	6.96*	11th	Lumberjack Team Challenge	Jan. 12
4. William Carter	7.04*	16th	New Mexico Classic	Feb. 1-2
5. Richard York	7.06	17th	MW Indoor Championships	Feb. 21-23

### 60 METERS HURDLES

NAME	TIME	RANK	MEET	DATE
1. De'Vron Walker	8.05	6th/93rd	MW Indoor Championships	Feb. 21-23
2. Yannick Roggatz	8.61*	23rd	Cherry & Silver Invitational	Jan. 18-19
3. Richard York	8.61*	23rd	Don Kirby Open	Feb. 9
4.				
5.				

### 200 METERS

NAME	TIME	RANK	MEET	DATE
1. Carlos Wiggins	21.66*	3rd	Don Kirby Elite Invitational	Feb. 8
2. Charles Lewis	21.83	7th	MW Indoor Championships	Feb. 21-23
2. Kendall Spencer	22.12*	12th	New Mexico Invitational	Jan. 25-26
3. Ridge Jones	22.19*	13th	Cherry & Silver Invitational	Jan. 18-19
4. Yannick Roggatz	22.96*	27th	Lumberjack Team Challenge	Jan. 12

### 400 METERS

NAME	TIME	RANK	MEET	DATE
1. Charles Lewis	48.30*	4th	New Mexico Classic	Feb. 1-2
2. Derek Montoya	48.94	7th	MW Indoor Championships	Feb. 21-23
3. Chris Kline	49.60*	10th	Don Kirby Open	Feb. 9
4. Gabe Aragon	50.69*	16th	Lumberjack Team Challenge	Jan. 12
5. Alex Herring	50.82*	18th	Lumberjack Team Challenge	Jan. 12

### 600 METERS

NAME	TIME	RANK	MEET	DATE
1. Gabe Aragon	1:20.75		New Mexico Classic	Feb. 1-2
2. Alex Herring	1:21.00		New Mexico Classic	Feb. 1-2
3. JP Cordova	1:22.10		New Mexico Classic	Feb. 1-2
4.				
5.				

### 800 METERS

NAME	TIME	RANK	MEET	DATE
1. Alex Herring	1:49.50	1st/38th	Alex Wilson Invitational	March 1-2
2. Sam Evans	1:51.68	4th	MW Indoor Championships	Feb. 21-23
3. Gabe Aragon	1:51.85	5th	MW Indoor Championships	Feb. 21-23
4. JP Cordova	1:53.52*	7th	Don Kirby Elite Invitational	Feb. 8
5. Logan Rosenberg	1:55.27	15th	MW Indoor Championships	Feb. 21-23

### 1 MILE

NAME	TIME	RANK	MEET	DATE
1. Adam Bitchell	3:59.83*	1st/30th	New Mexico Invitational	Jan. 25-26
2. Sam Evans	4:02.49	2nd/65th	Husky Classic	Feb. 9
3. Luke Caldwell	4:03.47*	3rd/79th	New Mexico Invitational	Jan. 25-26
4. Gabe Aragon	4:09.16*	9th	Cherry & Silver Invitational	Jan. 18-19
5. JP Cordova	4:09.57*	10th	Cherry & Silver Invitational	Jan. 18-19

### 3000 METERS

NAME	TIME	RANK	MEET	DATE
1. Luke Caldwell	8:14.66	2nd	MW Indoor Championships	Feb. 21-23
2. Patrick Zacharias	8:17.93	5th	Husky Classic	Feb. 8
3. Sean Stam	8:22.18	10th	MW Indoor Championships	Feb. 21-23
4. Graham Thomas	8:33.39	22nd	MW Indoor Championships	Feb. 21-23
5.. Vincent Montoya	8:34.19*	25th	New Mexico Classic	Feb. 1-2

### 5000 METERS

NAME	TIME	RANK	MEET	DATE
1. Luke Caldwell	13:40.39	1st/8th	UW Husky Classic	Feb. 8
2. Sean Stam	14:05.07	2nd/42nd	UW Husky Classic	Feb. 8
3. Patrick Zacharias	14:35.81	8th	MW Indoor Championships	Feb. 21-23
4. Pierre Malherbe	14:44.78	12th	UW Husky Classic	Feb. 8
5.				

\* indicates that performance has been adjusted based on the NCAA altitude conversion

# 2012-13 INDOOR STATISTICS

## MEN'S TOP-5 PERFORMANCES

### 4X400 RELAY

NAME	TIME	RANK	MEET	DATE
1. Montoya, Lewis, Kline, Aragon	3:17.07	3rd	MW Indoor Championships	Feb. 21-23
2. Montoya, Aragon, Cordova, Herring	3:21.35*		New Mexico Classic	Feb. 1-2
3. Aragon, Kline, Cordova, Herring	3:24.19*		Lumberjack Team Challenge	Jan. 12
4.				
5.				

### DISTANCE MEDLEY RELAY

NAME	TIME	RANK	MEET	DATE
1. Evans, Lewis, Herring, Caldwell	9:36.98	2nd	Alex Wilson Invitational	March 1-2
2. Rosenberg, Kline, Thomas, Montoya	10:71.91		MW Indoor Championships	Feb. 21-23
3.				
4.				
5.				

### LONG JUMP

NAME	TIME	RANK	MEET	DATE
1. Kendall Spencer	25-1 1/4 (7.65m)	1st/17th	Alex Wilson Invitational	March 1-2
2. Floyd Ross	23-8 (7.21m)	3rd	MW Indoor Championships	Feb. 21-23
3. Yannick Roggatz	23-5 1/4 (7.14m)	4th	MW Indoor Championships	Feb. 21-23
3. Richard York	23-5 1/4 (7.14m)	4th	Frank Seigne Husker Invt.	Feb. 1-2
5. Zach Smith	23-2 1/2 (7.07m)	7th	Don Kirby Open	Feb. 9

### TRIPLE JUMP

NAME	TIME	RANK	MEET	DATE
1. Floyd Ross	52-4 3/4 (15.97m)	1st/12th	Alex Wilson Invitational	March 1-2
2. Ty Kirk	47-9 (14.55m)	6th	MW Indoor Championships	Feb. 21-23
3. Zach Smith	45-10 (13.97m)	11th	MW Indoor Championships	Feb. 21-23
4.				
5.				

### HIGH JUMP

NAME	TIME	RANK	MEET	DATE
1. Django Lovett	6-11 (2.11m)	1st/65th	MW Indoor Championships	Feb. 21-23
2. Markus Miller	6-8 1/4 (2.04m)	4th	New Mexico Invitational	Jan. 25-26
3. Richard York	6-6 3/4 (2.00m)	7th	MW Indoor Championships	Feb. 21-23
4.				
5.				

### POLE VAULT

NAME	TIME	RANK	MEET	DATE
1. Logan Pflibsen	17-2 3/4 (5.25m)	4th/44th	MW Indoor Championships	Feb. 21-23
2. Robert Warensjo	16-6 3/4 (5.05m)	7th	MW Indoor Championships	Feb. 21-23
3. Richard York	15-5 (4.70m)	13th	MW Indoor Championships	Feb. 21-23
4. Tyler Jackson	14-9 (4.50m)	16th	Cherry & Silver Invitational	Jan. 18-19
5. Chris Dodds	14-1 1/4 (4.30m)	18th	New Mexico Classic	Feb. 1-2

### SHOT PUT

NAME	TIME	RANK	MEET	DATE
1. Richard York	44-4 1/4 (13.52m)	16th	MW Indoor Championships	Feb. 21-23
2.				
3.				
4.				
5.				

### WEIGHT THROW

NAME	TIME	RANK	MEET	DATE
1.				
2.				
3.				
4.				
5.				

### HEPTATHLON

NAME	TIME	RANK	MEET	DATE
1. Richard York	5590	1st/20th	MW Indoor Championships	Feb. 21-23
2.				
3.				
4.				
5.				



# 2012-13 INDOOR STATISTICS

## WOMEN'S INDIVIDUAL RESULTS

NAME	EVENT	MEET	TIME/MARK	PLACE
Imogen Ainsworth	Mile	New Mexico Invitational	4:48.65*	1st
	Mile	Husky Classic	4:54.19	12th
	Mile	MW Indoor Championships	5:00.99	3rd!
	Mile	MW Indoor Championships	4:53.34	4th
	3000 meters	MW Indoor Championships	9:46.37	6th
Samantha Bowe	60 hurdles	Lumberjack Team Challenge	9.34*	12th!
	Shot Put	Lumberjack Team Challenge	34-9 3/4 (10.61m)	16th
	4x400 (2nd leg)	Lumberjack Team Challenge	1:01.7	N/A
	High Jump	Cherry & Silver Invitational	5-6 (1.68m)	8th
	Long Jump	Cherry & Silver Invitational	16-8 (5.08m)	26th
	Shot Put	Cherry & Silver Invitational	39-9 3/4 (12.13m)	16th
	60 hurdles	New Mexico Invitational	9.03*	7th!
	60 hurdles	New Mexico Invitational	9.04*	10th
	Long Jump	New Mexico Invitational	18-3 1/4 (5.57m)	2nd
	60 hurdles ^	Frank Sevigne Husker Invt.	9.06	12th
	High Jump ^	Frank Sevigne Husker Invt.	5-7 (1.70m)	T-1st
	Shot Put ^	Frank Sevigne Husker Invt.	37-8 (11.48m)	5th
	Long Jump ^	Frank Sevigne Husker Invt.	17-10 1/4 (5.44m)	5th
	800 meters ^	Frank Sevigne Husker Invt.	2:41.85	17th
	Pentathlon	Frank Sevigne Husker Invt.	3614 points	6th
	60 hurdles	Don Kirby Elite Invitational	8.91*	21st!
	60 hurdles ^	MW Indoor Championships	10.15	19th
	High Jump ^	MW Indoor Championships	5-3 3/4 (1.62m)	4th
	Shot Put ^	MW Indoor Championships	38-9 (11.81m)	3rd
	Pentathlon	MW Indoor Championships	DNF	--
	High Jump	MW Indoor Championships	5-6 (1.68m)	6th
Tawsha Brazley	60 meters	Lumberjack Team Challenge	8.03*	16th!
	200 meter	Lumberjack Team Challenge	26.16*	15th
	60 meters	Cherry & Silver Invitational	8.02*	34th!
	200 meters	Cherry & Silver Invitational	25.95*	35th
	4x400 (4th leg)	New Mexico Invitational	58.5	N/A
	400 meters	New Mexico Classic	58.46*	12th
	4x400 (4th leg)	Don Kirby Elite Invitational	57.3	N/A
	400 meters	Don Kirby Open	57.82*	16th
	400 meters	MW Indoor Championships	58.09	19th!
	4x400 (4th leg)	MW Indoor Championships	57.7	N/A
Julie Brasher	800 meters	Lumberjack Team Challenge	2:17.80*	2nd
	4x400 (4th leg)	Lumberjack Team Challenge	1:03.2	N/A

NAME	EVENT	MEET	TIME/MARK	PLACE
	Mile	Cherry & Silver Invitational	5:09.96*	5th
	600 meters	New Mexico Invitational	1:38.32	8th
	800 meters	Don Kirby Open	2:19.73*	11th
	DMR (1200m leg)	MW Indoor Championships	3:40.2	N/A
Mickey Brown	400 meters	Lumberjack Team Challenge	1:02.67*	17th
	4x400 (1st leg)	Lumberjack Team Challenge	1:04.5	N/A
	600 meters	New Mexico Invitational	1:47.49	21st
Nathalie Busk	Pole Vault	Lumberjack Team Challenge	11-6 1/2 (3.52m)	T-6th
	Pole Vault	Cherry & Silver Invitational	11-11 3/4 (3.65m)	T-11th
	Pole Vault	New Mexico Invitational	12-1 1/2 (3.70m)	7th
	Pole Vault	New Mexico Classic	12-7 1/2 (3.85m)	9th
	Pole Vault	Don Kirby Elite Invitational	12-2 1/2 (3.72m)	15th
	Pole Vault	Don Kirby Open	11-11 3/4 (3.65m)	3rd
	Pole Vault	MW Indoor Championships	11-7 (3.53m)	10th
Rebecca Chow	800 meters	Don Kirby Open	2:32.53*	25th
Christina Clark	200 meters	Cherry & Silver Invitational	28.03*	66th
	400 meters	Cherry & Silver Invitational	1:02.76*	44th
	400 meters	New Mexico Invitational	1:02.38*	23rd
	200 meters	New Mexico Classic	27.51*	33rd
	400 meters	New Mexico Classic	1:01.84*	30th
	400 meters	Don Kirby Open	1:02.48*	33rd
	4x400 (3rd leg)	Don Kirby Open	1:02.5	N/A
Julia Cook	Pole Vault	Cherry & Silver Invitational	10-11 3/4 (3.35m)	14th
	Pole Vault	New Mexico Invitational	11-1 3/4 (3.40m)	11th
	Pole Vault	New Mexico Classic	11-7 3/4 (3.55m)	16th
	Pole Vault	Don Kirby Open	11-11 3/4 (3.65m)	T-2nd
Casey Dowling	60 meters	Lumberjack Team Challenge	7.84*	12th!
	200 meters	Lumberjack Team Challenge	25.57*	9th
	60 meters	Cherry & Silver Invitational	7.96*	32nd
	Long Jump	Cherry & Silver Invitational	17-3 1/4 (5.26m)	18th
	200 meters	New Mexico Invitational	25.40*	18th
	Triple Jump	New Mexico Invitational	37-5 3/4 (11.42m)	6th
	Long Jump	Don Kirby Elite Invitational	17-9 3/4 (5.43m)	21st
	Triple Jump	Don Kirby Open	37-2 1/4 (11.34m)	9th
	Long Jump	MW Indoor Championships	19-5 1/2 (5.93m)	3rd
	Triple Jump	MW Indoor Championships	38-11 (11.86m)	7th

# indicates UNM Indoor record  
! indicates a preliminary-round performance  
^ indicates the event was part of a multi-event competition

\* indicates that performance has been adjusted based on the NCAA altitude conversion



# 2012-13 INDOOR STATISTICS

## WOMEN'S INDIVIDUAL RESULTS

NAME	EVENT	MEET	TIME/MARK	PLACE
Kayla Fisher-Taylor	60 meters	Lumberjack Team Challenge	7.83*	11th!
	200 meters	Lumberjack Team Challenge	25.15*	3rd
	60 meters	Cherry & Silver Invitational	7.84*	17th!
	200 meters	Cherry & Silver Invitational	25.27*	18th
	60 meters	New Mexico Invitational	7.82*	11th!
	60 meters	New Mexico Invitational	7.89*	13th
	200 meters	New Mexico Invitational	25.19*	16th
	60 meters	New Mexico Classic	7.73*	11th!
	200 meters	New Mexico Classic	FS	--
	200 meters	Don Kirby Elite Invitational	24.91*	13th
	60 meters	Don Kirby Open	7.92*	19th!
	60 meters	MW Indoor Championships	7.74	14th!
	200 meters	MW Indoor Championships	24.93	16th!
Kirsten Follett	Mile	New Mexico Invitational	4:52.80*	2nd
	Mile	Husky Classic	4:54.99	17th
	Mile	MW Indoor Championships	5:01.13	7th!
	Mile	MW Indoor Championships	4:54.66	5th
	3000 meters	MW Indoor Championships	9:41.29	3rd
Emily Heisler	Pole Vault	Lumberjack Team Challenge	11-6 1/2 (3.52m)	T-6th
	Pole Vault	Cherry & Silver Invitational	11-11 3/4 (3.65m)	T-11th
	Pole Vault	New Mexico Invitational	11-7 3/4 (3.55m)	8th
	Pole Vault	New Mexico Classic	11-7 3/4 (3.55m)	17th
	Pole Vault	Don Kirby Open	11-5 3/4 (3.50m)	5th
Nancy Holguin	Mile	Cherry & Silver Invitational	5:28.47*	16th
	Mile	New Mexico Invitational	5:28.92*	16th
	Mile	New Mexico Classic	5:21.61*	19th
	3000 meters	Don Kirby Elite Invitational	10:51.68*	1st
Nicola Hood	Mile	New Mexico Invitational	5:12.34*	9th
	Mile	Don Kirby Open	5:14.61*	5th
Zoe Howell	400 meters	Lumberjack Team Challenge	57.86*	5th
	4x400 (1st leg)	Lumberjack Team Challenge	58.9	N/A
	400 meters	Cherry & Silver Invitational	57.49*	12th
	4x400 (1st leg)	Cherry & Silver Invitational	58.2	N/A
	4x400 (1st leg)	New Mexico Invitational	57.0	N/A
	400 meters	New Mexico Classic	57.90*	10th
	4x400 (1st leg)	Don Kirby Elite Invitational	58.0	N/A
	400 meters	Don Kirby Open	57.45*	12th
	400 meters	MW Indoor Championships	57.76	15th!
	4x400 (1st leg)	MW Indoor Championships	57.7	N/A

Mackenzie Kerr	200 meters	Cherry & Silver Invitational	27.54*	61st
	400 meters	Cherry & Silver Invitational	1:03.48*	47th
	200 meters	New Mexico Classic	26.85*	30th
	400 meters	New Mexico Classic	1:01.34*	28th
	400 meters	Don Kirby Open	1:03.00*	34th
	4x400 (2nd leg)	Don Kirby Open	1:01.9	N/A
Aasha Marler	60 meters	Lumberjack Team Challenge	7.87*	13th!
	200 meters	Lumberjack Team Challenge	26.22*	16th
	60 meters	Cherry & Silver Invitational	7.91*	27th!
	Long Jump	Cherry & Silver Invitational	17-2 1/4 (5.24m)	19th
	200 meters	New Mexico Invitational	25.50*	21st
	Triple Jump	New Mexico Invitational	39-11 3/4 (11.27m)	7th
	Long Jump	Don Kirby Elite Invitational	17-11 (5.46m)	20th
	200 meters	Don Kirby Open	25.65*	21st
	Long Jump	MW Indoor Championships	18-5 1/2 (5.63m)	9th
Jasmin McCray	Triple Jump	MW Indoor Championships	36-1 1/2 (11.01m)	16th
	400 meters	Lumberjack Team Challenge	59.78*	7th
	4x400 (3rd leg)	Lumberjack Team Challenge	1:00.9	N/A
	400 meters	Cherry & Silver Invitational	59.74*	25th
	4x400 (3rd leg)	Cherry & Silver Invitational	57.3	N/A
	4x400 (2nd leg)	New Mexico Invitational	56.9	N/A
	400 meters	New Mexico Classic	58.79*	16th
	4x400 (3rd leg)	Don Kirby Elite Invitational	57.3	N/A
	400 meters	Don Kirby Open	59.10*	22nd
	4x400 (2nd leg)	MW Indoor Championships	57.7	N/A
Amber Menke	DMR (400m leg)	MW Indoor Championships	57.9	N/A
	Pole Vault	Lumberjack Team Challenge	12-8 1/4 (3.87m)	1st
	Pole Vault	Cherry & Silver Invitational	12-11 1/2 (3.95m)	2nd
	Pole Vault	New Mexico Invitational	12-7 1/2 (3.85m)	4th
	Pole Vault	Don Kirby Elite Invitational	12-10 1/4 (3.92m)	9th
	Pole Vault	MW Indoor Championships	13-2 1/2 (4.03m)	T-2nd
Janna Mitsos	Pole Vault	Alex Wilson Invitational	13-2 1/2 (4.03m)	2nd
	Mile	Don Kirby Open	5:02.93*	3rd
	3000 meters	MW Indoor Championships	9:54.39	11th
Josephine Moultrie	DMR (Mile leg)	MW Indoor Championships	4:58.6	N/A
	3000 meters	UW Invitational	9:06.35#	5th
	Mile	Husky Classic	4:36.59#	11th
	800 meters	MW Indoor Championships	2:10.04	1st!
	800 meters	MW Indoor Championships	2:09.75	1st
	Mile	MW Indoor Championships	5:00.98	2nd!
	Mile	MW Indoor Championships	4:42.33	1st

# indicates UNM Indoor record  
! indicates a preliminary-round performance  
^ indicates the event was part of a multi-event competition

\* indicates that performance has been adjusted based on the NCAA altitude conversion



# 2012-13 INDOOR STATISTICS

## WOMEN'S INDIVIDUAL RESULTS

NAME	EVENT	MEET	TIME/MARK	PLACE
Shirley Pitts	600 meters	Cherry & Silver Invitational	1:35.32	2nd
	4x400 (3rd leg)	New Mexico Invitational	55.6	N/A
	400 meters	New Mexico Classic	56.04*	5th
	4x400 (2nd leg)	Don Kirby Elite Invitational	56.4	N/A
	400 meters	Don Kirby Open	59.64*	27th
	400 meters	MW Indoor Championships	56.74	9th!
	4x400 (3rd leg)	MW Indoor Championships	55.5	N/A
Haley Sanner	400 meters	Lumberjack Team Challenge	1:00.92*	13th
	4x400 (4th leg)	Lumberjack Team Challenge	1:02.8	N/A
	400 meters	Cherry & Silver Invitational	1:02.12*	38th
	4x400 (4th leg)	Cherry & Silver Invitational	1:00.2	N/A
	400 meters	New Mexico Invitational	1:01.03*	22nd
	200 meters	New Mexico Classic	25.67*	13th
	400 meters	New Mexico Classic	59.43*	21st
	400 meters	Don Kirby Open	59.39*	25th
Kendra Schaaf	800 meters	New Mexico Classic	2:16.71*	6th
	Mile	New Mexico Classic	4:53.51*	5th
	5000 meters	Husky Invitational	16:21.71	5th
	3000 meters	MW Indoor Championships	9:45.32	5th
	5000 meters	MW Indoor Championships	16:48.35	1st
Marin Schweigert	High Jump	Lumberjack Team Challenge	5-2 1/4 (1.58m)	5th
	High Jump	Cherry & Silver Invitational	5-4 1/4 (1.63m)	14th
	High Jump	Don Kirby Elite Invitational	5-4 1/2 (1.63m)	16th
	High Jump	Don Kirby Open	5-5 (1.65m)	2nd
	High Jump	MW Indoor Championships	5-1 (1.55m)	13th
Precious Selmon	60 hurdles	Cherry & Silver Invitational	9.27*	23rd!
	60 hurdles	New Mexico Invitational	9.16*	11th!
	60 hurdles	New Mexico Invitational	8.88*	5th
	60 hurdles	New Mexico Classic	9.08*	11th!
	60 hurdles	Don Kirby Elite Invitational	8.90*	18th!
	60 hurdles	Don Kirby Open	9.03*	12th!
	60 hurdles	MW Indoor Championships	8.75	8th!
	60 hurdles	MW Indoor Championships	8.71	8th
Sam Sheppard	Mile	Cherry & Silver Invitational	5:20.46*	13th
Annie Stirling	Pole Vault	Lumberjack Team Challenge	11 3/4 (3.37m)	T-9th
	Pole Vault	Cherry & Silver Invitational	11-5 3/4 (3.50m)	16th
	Pole Vault	New Mexico Classic	11-1 3/4 (3.40m)	18th
	Pole Vault	Don Kirby Open	11-11 3/4 (3.65m)	T-2nd
	Pole Vault	MW Indoor Championships	12-2 3/4 (3.73m)	7th

Sophia Torres	Mile	Cherry & Silver Invitational	5:28.45*	15th
Margo Tucker	Pole Vault	Lumberjack Team Challenge	12-4 1/2 (3.77m)	T-2nd
	Pole Vault	Cherry & Silver Invitational	11-11 3/4 (3.65m)	T-11th
	Pole Vault	New Mexico Invitational	12-1 1/2 (3.70m)	5th
	Pole Vault	New Mexico Classic	12-11 1/2 (3.95m)	5th
	Pole Vault	Don Kirby Elite Invitational	12-6 1/4 (3.82m)	13th
	Pole Vault	Don Kirby Open	12-5 1/2 (3.80m)	1st
	Pole Vault	MW Indoor Championships	12-6 3/4 (3.83m)	6th
Yeshemabet Turner	60 meters	Lumberjack Team Challenge	7.91*	15th!
	200 meters	Lumberjack Team Challenge	26.50*	17th
	Long Jump	Cherry & Silver Invitational	18-10 3/4 (5.76m)	8th
	200 meters	New Mexico Invitational	25.54*	22nd
	Triple Jump	New Mexico Invitational	39-2 1/4 (11.94m)	3rd
	Long Jump	Don Kirby Elite Invitational	17-11 3/4 (5.48m)	17th
	Triple Jump	Don Kirby Open	39-5 3/4 (12.03m)	4th
	Long Jump	MW Indoor Championships	17-4 3/4 (5.30m)	11th
	Triple Jump	MW Indoor Championships	40-2 (12.24m)	4th
Holly Van Grinsven	60 hurdles	Lumberjack Team Challenge	8.79*	8th!
	60 hurdles	Lumberjack Team Challenge	9.11*	7th
	4x400 (2nd leg)	Lumberjack Team Challenge	57.9	N/A
	Shot Put	Lumberjack Team Challenge	28-0 (8.53m)	19th
	60 hurdles	Cherry & Silver Invitational	8.82*	10th!
	60 hurdles	Cherry & Silver Invitational	8.78*	9th
	4x400 (2nd leg)	Cherry & Silver Invitational	57.7	N/A
	High Jump	Cherry & Silver Invitational	5-2 1/4 (1.58m)	20th
	Long Jump	Cherry & Silver Invitational	18 1/4 (5.49m)	12th
	Shot Put	Cherry & Silver Invitational	27-1 1/4 (8.26m)	38th
	60 hurdles	New Mexico Invitational	8.75*	2nd!
	60 hurdles	New Mexico Invitational	8.62*	2nd
	Long Jump	New Mexico Invitational	17-8 1/4 (5.39m)	6th
	60 hurdles	Frank Sevigne Husker Invt.	8.90	7th
	High Jump	Frank Sevigne Husker Invt.	4-10 1/2 (1.49m)	T-16th
	Shot Put	Frank Sevigne Husker Invt.	28-11 (8.81m)	19th
	Long Jump	Frank Sevigne Husker Invt.	17 3/4 (5.20m)	14th
	60 hurdles	Don Kirby Elite Invitational	8.95*	19th!
	60 hurdles ^	MW Indoor Championships	8.84	3rd
	High Jump ^	MW Indoor Championships	5 1/4 (1.53m)	14th
	Shot Put ^	MW Indoor Championships	31-6 3/4 (9.62m)	15th
	Long Jump ^	MW Indoor Championships	18 1/4 (5.49m)	5th
	800 meters ^	MW Indoor Championships	2:29.23	6th
	Pentathlon	MW Indoor Championships	3503	6th
	60 hurdles	MW Indoor Championships	8.95	13th!

# indicates UNM Indoor record

! indicates a preliminary-round performance

^ indicates the event was part of a multi-event competition

\* indicates that performance has been adjusted based on the NCAA altitude conversion

# 2012-13 INDOOR STATISTICS

## WOMEN'S INDIVIDUAL RESULTS

NAME	EVENT	MEET	TIME/MARK	PLACE
Mia Weaver	400 meters	Lumberjack Team Challenge	1:02.73*	18th
	4x400 (3rd leg)	Lumberjack Team Challenge	1:02.5	N/A
	600 meters	Cherry & Silver Invitational	1:41.18	8th
	800 meters	New Mexico Invitational	2:19.34*	6th
	800 meters	New Mexico Classic	2:19.01*	10th
	800 meters	Don Kirby Open	2:18.49*	8th
	4x400 (4th leg)	Don Kirby Open	1:01.9	N/A
	DMR (800m leg)	MW Indoor Championships	2:20.2	N/A
Shawna Winnegar	5000 meters	Husky Classic	16:47.37	23rd
	3000 meters	MW Indoor Championships	9:46.78	7th
	5000 meters	MW Indoor Championships	16:50.26	3rd

# indicates UNM Indoor record

! indicates a preliminary-round performance

^ indicates the event was part of a multi-event competition

\* indicates that performance has been adjusted based on the NCAA altitude conversion



# 2012-13 INDOOR STATISTICS

## MEN'S INDIVIDUAL RESULTS

NAME	EVENT	MEET	TIME/MARK	PLACE
Gabe Aragon	400 meters	Lumberjack Team Challenge	50.69*	14th
	4x400 (1st Leg)	Lumberjack Team Challenge	52.4	N/A
	Mile	Cherry & Silver Invitational	4:09.16*	3rd
	600 meters	New Mexico Classic	1:20.75	2nd
	4x400 (2nd leg)	New Mexico Classic	50.0	N/A
	800 meters	Don Kirby Elite Invitational	1:51.86*	2nd
	4x400 (4th leg)	Don Kirby Elite Invitational	49.8	N/A
	800 meters	MW Indoor Championships	1:53.65	4th!
	800 meters	MW Indoor Championships	1:51.85	4th
	4x400 (4th leg)	MW Indoor Championships	49.6	N/A
Adam Bitchell	Mile	New Mexico Invitational	3:59.83*	3rd
Luke Caldwell	Mile	New Mexico Invitational	4:03.47*	6th
	5000 meters	Husky Classic	13:40.39#	6th
	Mile	MW Indoor Championships	4:10.91	3rd
	3000 meters	MW Indoor Championships	8:14.66	1st
	5000 meters	MW Indoor Championships	14:30.30	1st
	DMR (1600m leg)	Alex Wilson Invitational	-----	N/A
Will Carter	200 meters	Lumberjack Team Challenge	23.36*	15th
	60 meters	Cherry & Silver Invitational	7.13*	21st!
	Long Jump	Cherry & Silver Invitational	20-10 (6.35m)	18th
	60 meters	New Mexico Classic	7.04*	14th!
	60 meters	Don Kirby Open	7.05*	19th
	60 meters	MW Indoor Championships	DNF	--
JP Cordova	400 meters	Lumberjack Team Challenge	51.91*	17th
	4x400 (3rd leg)	Lumberjack Team Challenge	51.5	N/A
	Mile	Cherry & Silver Invitational	4:09.57*	4th
	600 meters	New Mexico Classic	1:22.10	4th
	4x400 (3rd leg)	New Mexico Classic	51.4	N/A
	800 meters	Don Kirby Elite Invitational	1:53.52*	5th
	800 meters	MW Indoor Championships	1:53.96	8th!
	800 meters	MW Indoor Championships	1:57.13	8th
Chris Dodds	Mile	MW Indoor Championships	4:14.00	9th
Chris Dodds	Pole Vault	New Mexico Invitational	13-9 1/4 (4.20m)	T-10th
	Pole Vault	New Mexico Classic	14-1 1/4 (4.30m)	13th
Sam Evans	800 meters	Cherry & Silver Invitational	1:52.07*	3rd
	Mile	New Mexico Classic	4:03.44*	2nd

	Mile	Husky Classic	4:02.49	18th
	800 meters	MW Indoor Championships	1:51.68	1st!
	800 meters	MW Indoor Championships	1:53.60	5th
	Mile	MW Indoor Championships	4:10.04	2nd
	DMR (1200m leg)	Alex Wilson Invitational	-----	N/A
Alex Herring	400 meters	Lumberjack Team Challenge	50.82*	15th
	4x400 (4th leg)	Lumberjack Team Challenge	50.0	N/A
	Mile	Cherry & Silver Invitational	4:13.08*	6th
	600 meters	New Mexico Classic	1:21.00	3rd
	4x400 (4th leg)	New Mexico Classic	50.1	N/A
	800 meters	Don Kirby Elite Invitational	1:50.74*	1st
	800 meters	MW Indoor Championships	1:51.76	3rd!
	800 meters	MW Indoor Championships	1:50.59	1st
	800 meters	Alex Wilson Invitational	1:49.50	10th
	DMR (800m leg)	Alex Wilson Invitational	-----	N/A
Tyler Jackson	Pole Vault	Cherry & Silver Invitational	14-9 (4.50m)	12th
	Pole Vault	New Mexico Invitational	14-9 (4.50m)	7th
	Pole Vault	New Mexico Classic	14-7 1/4 (4.45m)	10th
	Pole Vault	Don Kirby Open	14-7 1/4 (4.45m)	2nd
Ridge Jones	60 meters	Lumberjack Team Challenge	6.96*	6th!
	60 meters	Lumberjack Team Challenge	6.88*	4th
	200 meters	Lumberjack Team Challenge	22.87*	12th
	60 meters	Cherry & Silver Invitational	6.91*	7th!
	200 meters	Cherry & Silver Invitational	22.19*	9th
	60 meters	New Mexico Classic	6.93*	6th!
	60 meters	New Mexico Classic	6.88*	4th
	60 meters	Don Kirby Elite Invitational	6.93*	9th!
	60 meters	Don Kirby Elite Invitational	6.82*	7th
	200 meters	Don Kirby Open	22.29*	19th
	60 meters	MW Indoor Championships	6.86	3rd!
	60 meters	MW Indoor Championships	6.87	2nd
Ty Kirk	60 meters	Cherry & Silver Invitational	7.36*	30th
	Long Jump	Cherry & Silver Invitational	20-7 3/4 (6.29m)	22nd
	Triple Jump	MW Indoor Championships	47-9 (14.55m)	4th
Chris Kline	400 meters	New Mexico Invitational	49.65*	13th
	400 meters	New Mexico Classic	49.62*	10th
	4x400 (3rd leg)	Don Kirby Elite Invitational	49.3	N/A
	400 meters	Don Kirby Open	49.60*	11th
	400 meters	MW Indoor Championships	DQ	--
	DMR (400m leg)	MW Indoor Championships	50.5	N/A
	4x400 (2nd leg)	MW Indoor Championships	49.6	N/A

# indicates UNM Indoor record  
! indicates a preliminary-round performance  
^ indicates the event was part of a multi-event competition

\* indicates that performance has been adjusted based on the NCAA altitude conversion



# 2012-13 INDOOR STATISTICS

## MEN'S INDIVIDUAL RESULTS

NAME	EVENT	MEET	TIME/MARK	PLACE
Charles Lewis	4x400 (2nd leg)	Lumberjack Team Challenge	49.2	N/A
	400 meters	Cherry & Silver Invitational	49.14*	6th
	400 hurdles	Cherry & Silver Invitational	54.48*	3rd
	400 meters	New Mexico Invitational	48.83*	7th
	400 hurdles	New Mexico Invitational	53.12*	1st
	200 meters	New Mexico Classic	21.94*	6th
	400 meters	New Mexico Classic	48.30*	3rd
	400 meters	Don Kirby Elite Invitational	48.57*	11th
	4x400 (2nd leg)	Don Kirby Elite Invitational	48.6	N/A
	200 meters	Don Kirby Open	21.95*	12th
	200 meters	MW Indoor Championships	22.03	7th!
	200 meters	MW Indoor Championships	21.83	5th
	400 meters	MW Indoor Championships	49.15	5th!
	400 meters	MW Indoor Championships	48.54	3rd
	4x400 (3rd leg)	MW Indoor Championships	48.0	N/A
	DMR (400m leg)	Alex Wilson Invitational	-----	N/A
Django Lovett	High Jump	New Mexico Invitational	6-10 1/4 (2.09m)	1st
	60 meters	New Mexico Classic	7.27*	26th!
	High Jump	Don Kirby Elite Invitational	6-10 3/4 (2.10m)	7th
	High Jump	MW Indoor Championships	6-11 (2.11m)	1st
Pierre Malherbe	Mile	New Mexico Classic	4:16.84*	22nd
	5000 meters	Husky Classic	14:44.78	60th
	5000 meters	MW Indoor Championships	15:17.83	14th
Markus Miller	High Jump	Cherry & Silver Invitational	6-4 1/4 (1.94m)	13th
	High Jump	New Mexico Invitational	6-8 1/4 (2.04m)	3rd
	60 meters	New Mexico Classic	7.35*	32nd!
	High Jump	Don Kirby Elite Invitational	6-2 3/4 (1.90m)	14th
	High Jump	Don Kirby Open	6-6 3/4 (2.00m)	2nd
	High Jump	MW Indoor Championships	6-5 (1.96m)	T-5th
Derek Montoya	60 meters	Lumberjack Team Challenge	7.13*	12th!
	400 meters	Cherry & Silver Invitational	50.03*	12th
	400 meters	New Mexico Invitational	49.15*	8th
	400 meters	New Mexico Classic	49.05*	5th
	4x400 (1st leg)	New Mexico Classic	49.0	N/A
	4x400 (1st leg)	Don Kirby Elite Invitational	49.5	N/A
	400 meters	MW Indoor Championships	48.94	3rd!
	400 meters	MW Indoor Championships	49.00	5th
	4x400 (1st leg)	MW Indoor Championships	49.6	N/A
Vincent Montoya	Mile	New Mexico Invitational	4:20.11*	16th
	3000 meters	New Mexico Classic	8:34.19*	12th

Logan Pflibsen	3000 meters	Don Kirby Elite Invitational	8:37.20*	4th
	3000 meters	MW Indoor Championships	8:56.89	23rd
	DMR (Mile leg)	MW Indoor Championships	4:27.1	N/A
	Pole Vault	Lumberjack Team Challenge	16-3 1/2 (4.97m)	4th
	Pole Vault	Cherry & Silver Invitational	16-2 3/4 (4.95m)	4th
	Pole Vault	New Mexico Invitational	16-2 3/4 (4.95m)	3rd
Yannick Roggatz	Pole Vault	New Mexico Classic	16-2 3/4 (4.95m)	6th
	Pole Vault	Don Kirby Elite Invitational	17 3/4 (5.20m)	1st
	Pole Vault	MW Indoor Championships	17-2 3/4 (5.25m)	2nd
	Pole Vault	Alex Wilson Invitational	16-11 1/2 (5.17m)	2nd
	60 meters	Lumberjack Team Challenge	7.40*	17th!
	200 meters	Lumberjack Team Challenge	22.96*	13th
	60 hurdles	Cherry & Silver Invitational	8.61*	10th!
	60 hurdles	Cherry & Silver Invitational	8.74*	15th
	Long Jump	Cherry & Silver Invitational	23-0 (7.01m)	T-9th
	Long Jump	New Mexico Invitational	22-4 1/2 (6.82m)	10th
Logan Rosenberg	Long Jump	Don Kirby Elite Invitational	ND	--
	60 hurdles	Don Kirby Open	9.02*	11th!
	Long Jump	MW Indoor Championships	23-5 1/4 (7.14m)	4th
	Mile	Lumberjack Team Challenge	4:15.18*	2nd
	800 meters	Cherry & Silver Invitational	1:57.63*	8th
	Mile	New Mexico Invitational	4:14.58*	13th
Floyd Ross	Mile	Don Kirby Open	4:18.03*	3rd
	800 meters	MW Indoor Championships	1:55.27	10th!
	DMR (1200m leg)	MW Indoor Championships	3:05.9	N/A
	60 meters	Cherry & Silver Invitational	7.29*	29th!
	Long Jump	Cherry & Silver Invitational	23 1/2 (7.02m)	8th
	Triple Jump	New Mexico Invitational	51-5 (15.67m)	1st
Zach Smith	Triple Jump	Don Kirby Elite Invitational	51-1 1/2 (15.58m)	4th
	Long Jump	MW Indoor Championships	23-8 (7.21m)	3rd
	Triple Jump	MW Indoor Championships	51-11 (15.82m)	1st
	Triple Jump	Alex Wilson Invitational	52-4 3/4 (15.97m)	3rd
	60 meters	Lumberjack Team Challenge	7.37*	16th!
	200 meters	Lumberjack Team Challenge	23.66*	16th
Zach Smith	60 meters	Cherry & Silver Invitational	7.37*	31st!
	Long Jump	Cherry & Silver Invitational	20-9 1/4 (6.33m)	19th
	60 meters	New Mexico Invitational	7.36*	34th!
	Long Jump	New Mexico Invitational	22-3 3/4 (6.80m)	11th
	Long Jump	Don Kirby Elite Invitational	22-2 1/2 (6.77m)	13th
	Long Jump	Don Kirby Open	23-2 1/2 (7.07m)	3rd
	Long Jump	MW Indoor Championships	22-1 1/2 (6.71m)	12th
	Triple Jump	MW Indoor Championships	45-10 (13.97m)	9th

# indicates UNM Indoor record  
 ! indicates a preliminary-round performance  
 ^ indicates the event was part of a multi-event competition

\* indicates that performance has been adjusted based on the NCAA altitude conversion



# 2012-13 INDOOR STATISTICS

## MEN'S INDIVIDUAL RESULTS

NAME	EVENT	MEET	TIME/MARK	PLAGE
Kendall Spencer	60 meters	Lumberjack Team Challenge	6.92*	6th!
	60 meters	Lumberjack Team Challenge	7.04*	8th
	60 meters	Cherry & Silver Invitational	6.95*	12th!
	Long Jump	Cherry & Silver Invitational	23-10 (7.26m)	3rd
	60 meters	New Mexico Invitational	6.86*	6th!
	200 meters	New Mexico Invitational	22.12*	10th
	Long Jump	New Mexico Invitational	23-11 1/2 (7.30m)	3rd
	60 meters	Don Kirby Elite Invitational	6.95*	11th!
	Long Jump	Don Kirby Elite Invitational	24-6 1/2 (7.48m)	4th
	60 meters	Don Kirby Open	6.90*	8th
	60 meters	MW Indoor Championships	6.85	3rd!
	60 meters	MW Indoor Championships	6.95	3rd
	200 meters	MW Indoor Championships	22.40	14th!
	Long Jump	MW Indoor Championships	24-9 3/4 (7.56m)	1st
	Long Jump	Alex Wilson Invitational	25-1 1/4 (7.65m)	1st
Sean Stam	Mile	New Mexico Invitational	4:15.38*	14th
	5000 meters	Husky Classic	14:05.07	6th
	3000 meters	MW Indoor Championships	8:22.18	7th
	5000 meters	MW Indoor Championships	14:36.72	6th
	5000 meters	Alex Wilson Invitational	14:47.37	15th
Graham Thomas	3000 meters	MW Indoor Championships	8:33.39	11th
	DMR (800m leg)	MW Indoor Championships	1:54.5	N/A
Donovan Torres	3000 meters	Don Kirby Elite Invitational	8:54.74*	9th
De'Vron Walker	60 hurdles	Lumberjack Team Challenge	8.48*	6th!
	60 hurdles	Lumberjack Team Challenge	8.32*	4th
	60 hurdles	Cherry & Silver Invitational	8.30*	2nd!
	60 hurdles	Cherry & Silver Invitational	8.29*	3rd
	60 hurdles	New Mexico Invitational	8.26*	3rd!
	60 hurdles	New Mexico Invitational	8.12*	3rd
	60 hurdles	New Mexico Classic	8.18*	5th!
	60 hurdles	New Mexico Classic	8.17*	6th
	60 hurdles	Don Kirby Elite Invitational	8.18*	9th!
	60 hurdles	Don Kirby Elite Invitational	8.12*	8th
	60 hurdles	Don Kirby Open	8.30*	4th!
	60 hurdles	Don Kirby Open	8.21*	2nd
	60 hurdles	MW Indoor Championships	8.07	7th!
	60 hurdles	MW Indoor Championships	8.05	5th

Robert Warensjo	Pole Vault	Lumberjack Team Challenge	15-9 3/4 (4.82m)	T-5th
	Pole Vault	Cherry & Silver Invitational	16-2 3/4 (4.95m)	3rd
	Pole Vault	New Mexico Invitational	15-9 (4.80m)	5th
	Pole Vault	New Mexico Classic	NH	--
	60 meters	New Mexico Classic	7.39*	34th!
Carlos Wiggins	Pole Vault	Don Kirby Elite Invitational	15-7 (4.75m)	7th
	Pole Vault	MW Indoor Championships	16-6 3/4 (5.05m)	6th
	60 meters	Lumberjack Team Challenge	6.97*	7th!
	60 meters	Lumberjack Team Challenge	6.96*	6th
	200 meters	Lumberjack Team Challenge	22.00*	2nd
	60 meters	Cherry & Silver Invitational	7.10*	19th!
	200 meters	Cherry & Silver Invitational	22.07*	6th
	60 meters	New Mexico Invitational	7.11*	23rd!
	200 meters	New Mexico Classic	21.78*	2nd
	200 meters	Don Kirby Elite Invitational	21.66*	9th
Richard York	200 meters	MW Indoor Championships	21.76	3rd!
	200 meters	MW Indoor Championships	21.77	4th
	60 meters ^	Frank Sevigne Husker Invt.	7.14	3rd
	Long Jump ^	Frank Sevigne Husker Invt.	23-5 1/4 (7.14m)	2nd
	Shot Put ^	Frank Sevigne Husker Invt.	42-8 (13.00m)	2nd
	High Jump ^	Frank Sevigne Husker Invt.	6-5 (1.96m)	T-3rd
	60 hurdles ^	Frank Sevigne Husker Invt.	8.61	4th
	Pole Vault ^	Frank Sevigne Husker Invt.	15-3 (4.65m)	3rd
	1000 meters ^	Frank Sevigne Husker Invt.	2:48.07	4th
	Heptathlon	Frank Sevigne Husker Invt.	5538#	3rd
Patrick Zacharias	60 hurdles	Don Kirby Elite Invitational	FS	--
	Long Jump	Don Kirby Elite Invitational	22-5 1/4 (6.84m)	12th
	60 hurdles	Don Kirby Open	8.61*	7th!
	Shot Put	Don Kirby Open	42-8 (13.00)	5th
	60 meters ^	MW Indoor Championships	7.06	1st
	Long Jump ^	MW Indoor Championships	22-9 (6.93m)	1st
	Shot Put ^	MW Indoor Championships	44-4 1/2 (13.52m)	1st
	High Jump ^	MW Indoor Championships	6-6 3/4 (2.00m)	2nd
	60 hurdles ^	MW Indoor Championships	8.70	6th
	Pole Vault ^	MW Indoor Championships	15-5 (4.70m)	1st
	1000 meters ^	MW Indoor Championships	2:46.88	2nd
	High Jump	MW Indoor Championships	6-5 (1.96m)	T-5th
	Long Jump	MW Indoor Championships	22-5 (6.83m)	10th
	Mile	New Mexico Invitational	4:14.15*	12th
	3000 meters	Don Kirby Elite Invitational	8:17.93	47th
	3000 meters	MW Indoor Championships	8:38.60	17th
	5000 meters	MW Indoor Championships	14:35.81	5th

# indicates UNM Indoor record  
! indicates a preliminary-round performance  
^ indicates the event was part of a multi-event competition

\* indicates that performance has been adjusted based on the NCAA altitude conversion

# 2012-13 OUTDOOR STATISTICS

## WOMEN'S TOP-5 PERFORMANCES

### 100 METERS

NAME	TIME	RANK	MEET	DATE
1. Kayla Fisher-Taylor	11.81*	10th	MW Outdoor Championships	May 8-11
2. Yeshemabet Turner	12.09*	22nd	UTEP Springtime Invitational	March 23
3. Aasha Marler	12.17*	27th	UTEP Springtime Invitational	March 23
4. Haley Sanner	12.21*	31st	UTEP Springtime Invitational	March 23
5. Casey Dowling	12.35*	34th	UTEP Springtime Invitational	March 23

### 200 METERS

NAME	TIME	RANK	MEET	DATE
1. Kayla Fisher-Taylor	24.06	11th	MW Outdoor Championships	May 8-11
2. Shirley Pitts	24.64*	22nd	Don Kirby Tailwind Invitational	April 6
3. Tawsha Brazley	24.98*	29th	Don Kirby Tailwind Invitational	April 6
4. Holly Van Grinsven	25.59	48th	MW Outdoor Championships	May 8-11
5. Haley Sanner	25.63*	50th	UTEP Springtime Invitational	March 23

### 400 METERS

NAME	TIME	RANK	MEET	DATE
1. Shirley Pitts	54.91	3rd	MW Outdoor Championships	May 8-11
2. Tawsha Brazley	56.46	17th	Beach Invitational	April 20
3. Zoe Howell	56.80*	21st	Don Kirby Tailwind Invitational	April 6
4. Jasmin McCray	57.42	28th	MW Outdoor Championships	May 8-11
5. Lucretia Vigil	59.48*	42nd	Don Kirby Tailwind Invitational	April 6

### 800 METERS

NAME	TIME	RANK	MEET	DATE
1. Josephine Moultrie	2:07.54	2nd/89th	MW Outdoor Championships	May 8-11
2. Chloe Anderson	2:08.08	4th	Stanford Invitational	March 29
3. Charlotte Arter	2:10.16	10th	MW Outdoor Championships	May 8-11
4. Mia Weaver	2:17.62	35th	MW Outdoor Championships	May 8-11
5. Julie Brasher	2:21.54*	46th	Don Kirby Tailwind Invitational	April 6

### 1500 METERS

NAME	TIME	RANK	MEET	DATE
1. Josephine Moultrie	4:14.44	1st/12th	Payton Jordan Invitational	April 28
2. Charlotte Arter	4:16.94	2nd/26th	Stanford Invitational	March 29
3. Chloe Anderson	4:19.82	4th	NCAA Championships	June 6
4. Kendra Schaaf	4:35.95*	16th	Don Kirby Tailwind Invitational	April 6
5. Janna Mitsos	4:38.60	26th	Brutus Hamilton Invitational	April 27

### 3000 METER STEEPLECHASE

NAME	TIME	RANK	MEET	DATE
1. Imogen Ainsworth	10:27.13	3rd/61st	Payton Jordan Invitational	April 28
2. Nicola Hood	10:59.32	9th	Beach Invitational	April 20
3.				
4.				
5.				

### 5000 METERS

NAME	TIME	RANK	MEET	DATE
1. Josephine Moultrie	15:57.17	1st/28th	Mt. SAC Relays	April 19
2. Charlotte Arter	16:20.57	4th/87th	Payton Jordan Invitational	April 28
3. Imogen Ainsworth	16:27.01	5th	Stanford Invitational	March 29
3. Janna Mitsos	16:28.46	6th	Stanford Invitational	March 29
4. Shawna Winnegar	16:28.64	7th	Mt. SAC Relays	April 19

### 10000 METERS

NAME	TIME	RANK	MEET	DATE
1. Kendra Schaaf	34:30.11	2nd/52nd	Stanford Invitational	March 29
2. Shawna Winnegar	36:18.15	8th	MW Outdoor Championships	May 8-11
3.				
4.				
5.				

### 100 METER HURDLES

NAME	TIME	RANK	MEET	DATE
1. Precious Selmon	13.95	6th	MW Outdoor Championships	May 8-11
2. Samantha Bowe	14.60	17th	MW Outdoor Championships	May 8-11
3. Holly Van Grinsven	14.77	20th	MW Outdoor Championships	May 8-11
4. Haley Sanner	15.50*	33rd	Air Force Triangular	April 12
5.				

### 400 METER HURDLES

NAME	TIME	RANK	MEET	DATE
1. Haley Sanner	1:03.00*	15th	Don Kirby Tailwind Invitational	April 6
2. Holly Van Grinsven	1:06.72	23rd	Brutus Hamilton Invitational	April 27
3. Christina Clark	1:07.97*	24th	Air Force Triangular	April 12
4.				
5.				



# 2012-13 OUTDOOR STATISTICS

## WOMEN'S TOP-5 PERFORMANCES

### 4X100 RELAY

NAME	TIME	RANK	MEET	DATE
1. Fisher-Taylor, Turner, Selmon, Dowling	45.80	5th/92nd	MW Outdoor Championships	May 8-11
2. Fisher-Taylor, Turner, Dowling, Marler	46.87		Beach Invitational	April 20
3. Fisher-Taylor, Turner, Selmon, Marler	47.32		Brutus Hamilton Invitational	April 27
4.				
5.				

### 4X400 RELAY

NAME	TIME	RANK	MEET	DATE
1. Brazley, McCray, Howell, Pitts	3:41.43	3rd/78th	MW Outdoor Championships	May 8-11
2. Clark, Sanner, Kerr, Vigil	4:02.96*		Don Kirby Tailwind Invitational	April 6
3.				
4.				
5.				

### LONG JUMP

NAME	TIME	RANK	MEET	DATE
1. Yeshemabet Turner	20-2 1/2 (6.16m)	3rd/46th	MW Outdoor Championships	May 8-11
2. Casey Dowling	19-1 1/2 (5.83m)	12th	MW Outdoor Championships	May 8-11
3. Samantha Bowe	18-7 1/4 (5.67m)	16th	MW Outdoor Championships	May 8-11
4. Aasha Marler	18-2 1/2 (5.55m)	21st	MW Outdoor Championships	May 8-11
5. Holly Van Grinsven	18-1 (5.51m)	23rd	Don Kirby Tailwind Invitational	April 6

### TRIPLE JUMP

NAME	TIME	RANK	MEET	DATE
1. Yeshemabet Turner	41-11 1/4 (12.78m)	4th/35th	MW Outdoor Championships	May 8-11
2. Casey Dowling	40-0 (12.19m)	8th	MW Outdoor Championships	May 8-11
3. Aasha Marler	38-6 (11.73m)	15th	Don Kirby Tailwind Invitational	April 6
4.				
5.				

### HIGH JUMP

NAME	TIME	RANK	MEET	DATE
1. Samantha Bowe	5-6 1/2 (1.69m)	7th	Brutus Hamilton Invitational	April 27
1. Marin Schweigert	5-6 1/2 (1.69m)	7th	MW Outdoor Championships	May 8-11
3. Holly Van Grinsven	5-1 (1.55m)	33rd	MW Outdoor Championships	May 8-11
4.				
5.				

### POLE VAULT

NAME	TIME	RANK	MEET	DATE
1. Amber Menke	13-3 1/2 (4.05m)	3rd/43rd	MW Outdoor Championships	May 8-11
2. Margo Tucker	12-11 1/2 (3.95m)	4th/70th	MW Outdoor Championships	May 8-11
3. Annie Stirling	12-5 1/2 (3.80m)	7th	Air Force Triangular	April 12
4. Nathalie Busk	12-3 1/2 (3.60m)	9th	MW Outdoor Championships	May 8-11
5. Emily Heisler	11-3 3/4 (3.45m)	12th	Air Force Triangular	April 12

### SHOT PUT

NAME	TIME	RANK	MEET	DATE
1. Samantha Bowe	37-7 3/4 (11.47m)	27th	MW Outdoor Championships	May 8-11
2. Holly Van Grinsven	30 3/4 (9.16m)	43rd	MW Outdoor Championships	May 8-11
3. Kelsea Hawkins	24-7 3/4 (7.51m)	46th	Air Force Triangular	April 12
4.				
5.				

### DISCUS

NAME	TIME	RANK	MEET	DATE
1. Kelsea Hawkins	59-8 (18.19m)	26th	Air Force Triangular	April 12
2.				
3.				
4.				
5.				

### JAVELIN

NAME	TIME	RANK	MEET	DATE
1. Lexi Ross	142-5 (43.41m)	7th	Don Kirby Tailwind Invitational	April 6
2. Kelsea Hawkins	117-5 (35.79m)	15th	UTEP Springtime Invitational	March 23
3. Samantha Bowe	108-4 (33.01m)	20th	Don Kirby Tailwind Invitational	April 6
4. Holly Van Grinsven	99-3 (30.26m)	23rd	MW Outdoor Championships	May 8-11
5.				

### HAMMER

NAME	TIME	RANK	MEET	DATE
1. Kelsea Hawkins	63-5 (19.32m)	33rd	Air Force Triangular	April 12
2.				
3.				
4.				
5.				

### HEPTATHLON

NAME	TIME	RANK	MEET	DATE
1. Samantha Bowe	5004	5th/77th	MW Outdoor Championships	May 8-11
2. Holly Van Grinsven	4783	8th	MW Outdoor Championships	May 8-11
3.				
4.				
5.				

# 2012-13 OUTDOOR STATISTICS

## MEN'S TOP-5 PERFORMANCES

### 100 METERS

NAME	TIME	RANK	MEET	DATE
1. Kendall Spencer	10.58*	4th	Don Kirby Tailwind Invitational	April 6
2. Derek Montoya	10.65	5th	Beach Invitational	April 20
3. Ridge Jones	10.76	8th	MW Outdoor Championships	May 8-11
4. Thomas Trujillo	10.78	9th	MW Outdoor Championships	May 8-11
5. Carlos Wiggins	10.99	19th	MW Outdoor Championships	May 8-11

### 200 METERS

NAME	TIME	RANK	MEET	DATE
1. Thomas Trujillo	21.67	7th	MW Outdoor Championships	May 8-11
2. Derek Montoya	22.29	13th	Beach Invitational	April 20
3. Chris Kline	22.70*	19th	Air Force Triangular	April 12
4.				
5.				

### 400 METERS

NAME	TIME	RANK	MEET	DATE
1. Chris Kline	48.88	6th	MW Outdoor Championships	May 8-11
2. Derek Montoya	49.47	11th	Brutus Hamilton Invitational	April 27
3. Ty Kirk	57.51*	33rd	UTEP Springtime Invitational	March 23
4.				
5.				

### 800 METERS

NAME	TIME	RANK	MEET	DATE
1. Alex Herring	1:49.06	1st/39th	MW Outdoor Championships	May 8-11
2. Gabe Aragon	1:50.42	5th	MW Outdoor Championships	May 8-11
3. JP Cordova	1:51.36	8th	MW Outdoor Championships	May 8-11
4. Elmar Engholm	1:52.05*	9th	Air Force Triangular	April 12
5. Graham Thomas	1:55.85*	20th	Don Kirby Tailwind Invitational	April 6

### 1500 METERS

NAME	TIME	RANK	MEET	DATE
1. Luke Caldwell	3:44.19	1st/51st	Bryan Clay Invitational	April 19
2. Elmar Engholm	3:45.43	3rd/90th	Bryan Clay Invitational	April 19
3. Alex Herring	3:45.51	4th/96th	MW Outdoor Championships	May 8-11
4. JP Cordova	3:52.05*	11th	Don Kirby Tailwind Invitational	April 6
5. Patrick Zacharias	3:53.85*	16th	Air Force Triangular	April 12

### 3000 METER STEEPLECHASE

NAME	TIME	RANK	MEET	DATE
1. Elmar Engholm	8:49.66	1st/80th	NCAA West Preliminary	May 23-25
2. Graham Thomas	9:44.33	11th	Brutus Hamilton Invitational	April 27
3.				
4.				
5.				

### 5000 METERS

NAME	TIME	RANK	MEET	DATE
1. Luke Caldwell	13:29.94	1st/3rd	Payton Jordan Invitational	April 28
2. Patrick Zacharias	14:01.65	2nd/74th	Stanford Invitational	March 29
3. Pierre Malherbe	14:57.46	18th	Beach Invitational	April 20
4. Logan Rosenberg	15:09.47	19th	Beach Invitational	April 20
5.				

### 10000 METERS

NAME	TIME	RANK	MEET	DATE
1. Luke Caldwell	30:27.71	10th	MW Outdoor Championships	May 8-11
2. Patrick Zacharias	30:39.52	12th	MW Outdoor Championships	May 8-11
3. Pierre Malherbe	32:08.49	15th	MW Outdoor Championships	May 8-11
4.				
5.				

### 110 METER HURDLES

NAME	TIME	RANK	MEET	DATE
1. De'Vron Walker	14.66	6th	MW Outdoor Championships	May 8-11
2.				
3.				
4.				
5.				

### 400 METER HURDLES

NAME	TIME	RANK	MEET	DATE
1.				
2.				
3.				
4.				
5.				



# 2012-13 OUTDOOR STATISTICS

## MEN'S TOP-5 PERFORMANCES

### 4X100 RELAY

NAME	TIME	RANK	MEET	DATE
1. Trujillo, Spencer, Wiggins, Jones	41.09	5th	MW Outdoor Championships	May 8-11
2. Trujillo, Montoya, Smith, Spencer	41.28*		Don Kirby Tailwind Invitational	April 6
3. Trujillo, Montoya, Walker, Spencer	41.50*		Air Force Triangular	April 12
4. Smith, Spencer, Roggatz, Ross	43.46*		UTEP Springtime Invitational	March 23
5.				

### 4X400 RELAY

NAME	TIME	RANK	MEET	DATE
1. Montoya, Kline, Aragon, Herring	3:18.11*	6th	Don Kirby Tailwind Invitational	April 6
2.				
3.				
4.				
5.				

### LONG JUMP

NAME	TIME	RANK	MEET	DATE
1. Kendall Spencer	25 1/2 (7.63m)	1st/30th	Don Kirby Tailwind Invitational	April 6
2. Zach Smith	23-6 1/4 (7.17m)	7th	Don Kirby Tailwind Invitational	April 6
3. Ty Kirk	23-6 1/4 (7.17m)	7th	MW Outdoor Championships	May 8-11
4. Yannick Roggatz	22-7 3/4 (6.90m)	13th	MW Outdoor Championships	May 8-11
5. Floyd Ross	21-6 3/4 (6.57m)	19th	Don Kirby Tailwind Invitational	April 6

### TRIPLE JUMP

NAME	TIME	RANK	MEET	DATE
1. Floyd Ross	52-11 (16.13m)	1st/34th	NCAA Championships	June 6
2. Ty Kirk	49-8 1/4 (15.14m)	3rd/94th	Brutus Hamilton Invitational	April 27
3.				
4.				
5.				

### HIGH JUMP

NAME	TIME	RANK	MEET	DATE
1. Django Lovett	7-1 (2.16m)	1st/37th	NCAA West Preliminary	May 23-25
2. Markus Miller	6-6 3/4 (2.00m)	8th	MW Outdoor Championships	May 8-11
3. Yannick Roggatz	6-2 3/4 (1.90m)	15th	Air Force Triangular	April 12
4.				
5.				

### POLE VAULT

NAME	TIME	RANK	MEET	DATE
1. Robert Warensjo	16-8 3/4 (5.10m)	4th/74th	MW Outdoor Championships	May 8-11
2. Tyler Jackson	15-1 (4.60m)	12th	Air Force Triangular	April 12
3.				
4.				
5.				

### SHOT PUT

NAME	TIME	RANK	MEET	DATE
1. Michael Ellis	36-6 3/4 (11.14m)	19th	Air Force Triangular	April 12
2. Marcus Simon	27-0 (8.23m)	23rd	Air Force Triangular	April 12
3.				
4.				
5.				

### DISCUS

NAME	TIME	RANK	MEET	DATE
1. Michael Ellis	119-0 (36.28m)	22nd	Air Force Triangular	April 12
2. Marcus Simon	46-7 (14.20m)	27th	Air Force Triangular	April 12
3.				
4.				
5.				

### JAVELIN

NAME	TIME	RANK	MEET	DATE
1. Marcus Simon	187-10 (57.25m)	8th	Beach Invitational (Norwalk, Calif.)	April 20
2. Michael Ellis	185-5 (56.52m)	10th	UTEP Springtime Invitational	March 23
3.				
4.				
5.				

### HAMMER

NAME	TIME	RANK	MEET	DATE
1. Michael Ellis	91-8 (27.94m)	20th	Air Force Triangular	April 12
2. Marcus Simon	77-1 (23.49m)	21st	Air Force Triangular	April 12
3.				
4.				
5.				

### HEPTATHLON

NAME	TIME	RANK	MEET	DATE
1. Samantha Bowe	5004	5th/77th	MW Outdoor Championships	May 8-11
2. Holly Van Grinsven	4783	8th	MW Outdoor Championships	May 8-11
3.				
4.				
5.				

# 2012-13 OUTDOOR STATISTICS

## WOMEN'S INDIVIDUAL RESULTS

NAME	EVENT	MEET	TIME/MARK	PLACE
Imogen Ainsworth	5000 meters	Stanford Invitational	16:27.01	13th*
	1500 meters	Air Force Triangular	4:40.49*	2nd
	3000 meters	Air Force Triangular	10:14.65*	2nd
	3000 SC	Payton Jordan Invitational	10:27.13	24th
	1500 meters	MW Outdoor Championships	5:07.39	17th!
	5000 meters	MW Outdoor Championships	17:25.71	8th
	3000 SC	MW Outdoor Championships	10:42.64	4th
	3000 SC	NCAA West Preliminary	10:33.73	33rd
Chloe Anderson	800 meters	Stanford Invitational	2:08.08	13th*
	1500 meters	Stanford Invitational	4:27.08	1st*
	800 meters	Air Force Triangular	2:14.16*	3rd
	800 meters	Mt. SAC Relays	2:08.78	14th
	1500 meters	Payton Jordan Invitational	4:24.40	29th
	800 meters	MW Outdoor Championships	2:09.62	4th!
	800 meters	MW Outdoor Championships	2:09.44	4th
	1500 meters	MW Outdoor Championships	4:28.37	3rd!
	1500 meters	MW Outdoor Championships	4:27.88	3rd
	1500 meters	NCAA West Preliminary	4:23.23	15th!
	1500 meters	NCAA West Preliminary	4:20.64	12th
	1500 meters	NCAA Championships	4:19.82	15th
Charlotte Arter	800 meters	Stanford Invitational	2:10.61	5th*
	1500 meters	Stanford Invitational	4:19.03#	3rd
	800 meters	Air Force Triangular	2:10.75*	1st
	1500 meters	Mt. SAC Relays	4:16.94#	11th
	5000 meters	Payton Jordan Invitational	16:20.57	35th
	800 meters	MW Outdoor Championships	2:10.16	6th!
	800 meters	MW Outdoor Championships	2:11.60	8th
	1500 meters	MW Outdoor Championships	4:36.12	8th!
	1500 meters	MW Outdoor Championships	4:27.02	2nd
	1500 meters	NCAA West Preliminary	4:22.28	9th!
	1500 meters	NCAA West Preliminary	4:20.04	10th
	1500 meters	NCAA Championships	4:19.27	14th
Samantha Bowe	Javelin	Don Kirby Tailwind Invitational	108-4 (33.01m)	8th
	High Jump	Air Force Triangular	5-5 (1.65m)	2nd
	Shot Put	Air Force Triangular	36-5 3/4 (11.12m)	3rd
	Javelin	Air Force Triangular	92-4 (28.14m)	6th
	200 meters	Beach Invitational	26.39	100th
	Long Jump	Beach Invitational	17-11 1/4 (5.47m)	T-15th

100 hurdles	Brutus Hamilton Invitational	14.99	3rd
High Jump (Inv.)	Brutus Hamilton Invitational	NH	--
High Jump (Open)	Brutus Hamilton Invitational	5-6 1/2 (1.69m)	4th
Shot Put	Brutus Hamilton Invitational	36-10 1/4 (11.23m)	5th
100 meters^	MW Outdoor Championships	14.60	4th
High Jump^	MW Outdoor Championships	5-5 3/4 (1.67m)	T-1st
Shot Put^	MW Outdoor Championships	37-7 3/4 (11.47m)	3rd
200 meters^	MW Outdoor Championships	25.94	8th
Long Jump^	MW Outdoor Championships	18-7 1/4 (5.67m)	2nd
Javelin^	MW Outdoor Championships	99-8 (30.37m)	5th
800 meters^	MW Outdoor Championships	2:35.24	11th
Heptathlon	MW Outdoor Championships	5,004 points	4th
High Jump	MW Outdoor Championships	5-4 1/2 (1.64m)	T-10th
800 meters	Don Kirby Tailwind Invitational	2:21.54*	12th
200 meters	Don Kirby Tailwind Invitational	24.98*	10th
400 meters	Air Force Triangular	57.84*	4th
400 meters	Beach Invitational	56.46	12th
400 meters	Brutus Hamilton Invitational	56.65	7th
400 meters	MW Outdoor Championships	57.44	15th!
Pole Vault	UTEP Springtime Invitational	NH	--
Pole Vault	Don Kirby Tailwind Invitational	11-9 3/4 (3.60m)	6th
Pole Vault	Air Force Triangular	10-11 3/4 (3.35m)	T-6th
Pole Vault	MW Outdoor Championships	12-3 1/2 (3.75m)	6th
1500 meters	UTEP Springtime Invitational	5:25.81*	18th
400 meters	UTEP Springtime Invitational	1:07.17*	19th
400 meters	Don Kirby Tailwind Invitational	1:00.34	7th
400 hurdles	Air Force Triangular	1:07.97*	4th
Pole Vault	UTEP Springtime Invitational	10-2 3/4 (3.12m)	13th
Pole Vault	Don Kirby Tailwind Invitational	11-3 3/4 (3.45m)	8th
100 meters	UTEP Springtime Invitational	12.35* (+3.1)	16th
Long Jump	Don Kirby Tailwind Invitational	19-1 1/4 (5.82m)	5th
Long Jump	Air Force Triangular	17-9 1/2 (5.42m)	3rd
Triple Jump	Air Force Triangular	38-3 1/2 (11.67m)	3rd
Long Jump	Brutus Hamilton Invitational	18-1 1/2 (5.52m)	6th
Long Jump	MW Outdoor Championships	19-1 1/2 (5.83m)	9th
Triple Jump	MW Outdoor Championships	40-00 (12.19m)	7th

# indicates UNM Indoor record

! indicates a preliminary-round performance

^ indicates the event was part of a multi-event competition

\* indicates that performance has been adjusted based on the NCAA altitude conversion



# 2012-13 OUTDOOR STATISTICS

## WOMEN'S INDIVIDUAL RESULTS

NAME	EVENT	MEET	TIME/MARK	PLACE
Kayla Fisher-Taylor	100 meters	UTEP Springtime Invitational	12.13* (+3.1)	10th
	100 meters	Don Kirby Tailwind Invitational	11.98*	8th
	200 meters	Don Kirby Tailwind Invitational	24.41*	7th
	100 meters	Air Force Triangular	12.11*	2nd
	200 meters	Air Force Triangular	24.90*	2nd
	100 meters	Beach Invitational	12.04	15th
	200 meters	Beach Invitational	24.29	9th
	200 meters	Brutus Hamilton Invitational	24.71	5th
	100 meters	MW Outdoor Championships	11.84	9th!
	100 meters	MW Outdoor Championships	11.81	8th
	200 meters	MW Outdoor Championships	24.06	7th!
	200 meters	MW Outdoor Championships	24.39	8th
Neigelle Francisco	100 meters	Don Kirby Tailwind Invitational	DNF	--
Kirsten Follett	5000 meters	Stanford Invitational	16:45.91	25th*
	1500 meters	Air Force Triangular	4:40.71*	3rd
	5000 meters	Mt. SAC Relays	16:52.66	19th*
	1500 meters	MW Outdoor Championships	4:42.40	14th!
Kelsea Hawkins	Javelin	UTEP Springtime Invitational	117-5 (35.79m)	7th
	Javelin	Don Kirby Tailwind Invitational	107-2 (32.66m)	9th
	Shot Put	Air Force Triangular	24-7 3/4 (7.51m)	4th
	Discus	Air Force Triangular	59-8 (18.19m)	5th
	Hammer	Air Force Triangular	63-5 (19.23m)	5th
	Javelin	Air Force Triangular	109-2 (33.28m)	5th
Emily Heisler	Pole Vault	UTEP Springtime Invitational	11-2 1/2 (3.42m)	10th
	Pole Vault	Don Kirby Tailwind Invitational	11-9 3/4 (3.60m)	5th
	Pole Vault	Air Force Triangular	11-11 3/4 (3.65m)	5th
Nancy Holguin	1500 meters	UTEP Springtime Invitational	5:03.61	10th
	1500 meters	Don Kirby Tailwind Invitational	5:02.73*	25th
Nicola Hood	1500 meters	Don Kirby Tailwind Invitational	4:45.92*	13th
	3000 SC	Beach Invitational	10:59.32	4th
	3000 SC	MW Outdoor Championships	11:00.47	6th
	5000 meters	MW Outdoor Championships	18:15.75	12th
Zoe Howell	200 meters	UTEP Springtime Invitational	26.12* (+2.6)	16th
	400 meters	Don Kirby Tailwind Invitational	56.70*	3rd
	400 meters	Air Force Triangular	58.48*	5th
	400 meters	Beach Invitational	58.21	44th

Mackenzie Kerr	400 meters	Brutus Hamilton Invitational	58.03	10th
	400 meters	MW Outdoor Championships	57.46	16th!
	200 meters	UTEP Springtime Invitational	27.34* (+2.0)	27th
Aasha Marler	400 meters	UTEP Springtime Invitational	1:09.41*	22nd
	400 meters	Don Kirby Tailwind Invitational	1:01.96*	10th
	400 meters	Don Kirby Tailwind Invitational	1:01.96*	10th
Jasmin McCray	100 meters	UTEP Springtime Invitational	12.17* (+3.3)	13th
	100 meters	Don Kirby Tailwind Invitational	12.25*	10th
	Triple Jump	Don Kirby Tailwind Invitational	38-6 (11.73m)	4th
	Long Jump	Air Force Triangular	17-10 1/4 (5.44m)	2nd
	Triple Jump	Air Force Triangular	37-6 1/2 (11.44m)	4th
	Long Jump (Open)	Brutus Hamilton Invitational	17-9 3/4 (5.43m)	4th
	Triple Jump (Inv.)	Brutus Hamilton Invitational	38-1 1/2 (11.62m)	7th
	Long Jump	MW Outdoor Championships	18-2 1/2 (5.55m)	12th
	Triple Jump	MW Outdoor Championships	37-10 1/2 (11.54m)	17th
	Triple Jump	MW Outdoor Championships	37-10 1/2 (11.54m)	17th
Amber Menke	400 meters	UTEP Springtime Invitational	1:00.79*	11th
	400 meters	Don Kirby Tailwind Invitational	58.84*	5th
	400 meters	Air Force Triangular	1:00.00*	6th
	400 meters	Beach Invitational	58.15	43rd
	400 meters	Brutus Hamilton Invitational	58.32	12th
	400 meters	MW Outdoor Championships	59.42	14th!
Janna Mitsos	Pole Vault	UTEP Springtime Invitational	12-4 1/2 (3.77m)	3rd
	Pole Vault	Don Kirby Tailwind Invitational	13-1 1/2 (4.00m)	1st
	Pole Vault	Air Force Triangular	12-10 (3.91m)	1st
	Pole Vault	Beach Invitational	12-10 1/4 (3.92m)	7th
	Pole Vault	Brutus Hamilton Invitational	13 1/4 (3.97m)	1st
	Pole Vault	MW Outdoor Championships	13-3 1/2 (4.05m)	2nd
	Pole Vault	NCAA West Preliminary	13-1 3/4 (4.01m)	16th
Josephine Moultrie	5000 meters	Stanford Invitational	16:28.46	15th*
	1500 meters	Brutus Hamilton Invitational	4:38.60	9th
	5000 meters	MW Outdoor Championships	16:48.46	4th
	5000 meters	NCAA West Preliminary	16:50.79	28th
Josephine Moultrie	5000 meters	Mt. SAC Relays	15:57.17	21st
	1500 meters	Payton Jordan Invitational	4:14.44#	5th
	800 meters	MW Outdoor Championships	2:08.69	2nd!
	800 meters	MW Outdoor Championships	2:07.54	1st
	1500 meters	MW Outdoor Championships	4:28.16	2nd!
	1500 meters	MW Outdoor Championships	4:26.25	1st
	1500 meters	NCAA West Preliminary	4:22.54	10th!
	1500 meters	NCAA West Preliminary	4:19.03	8th
	1500 meters	NCAA Championships	4:31.86	24th

# indicates UNM Indoor record  
! indicates a preliminary-round performance  
^ indicates the event was part of a multi-event competition

\* indicates that performance has been adjusted based on the NCAA altitude conversion

# 2012-13 OUTDOOR STATISTICS

## WOMEN'S INDIVIDUAL RESULTS

NAME	EVENT	MEET	TIME/MARK	PLACE
Shirley Pitts	200 meters	UTEP Springtime Invitational	24.90* (+0.2)	6th
	200 meters	Don Kirby Tailwind Invitational	24.64*	8th
	200 meters	Air Force Triangular	25.00*	3rd
	400 meters	Air Force Triangular	56.67*	1st
	400 meters	Beach Invitational	55.21	3rd
	400 meters	Brutus Hamilton Invitational	55.59	3rd
	400 meters	MW Outdoor Championships	55.64	3rd!
	400 meters	MW Outdoor Championships	54.19	3rd
Lexi Ross	Javelin	Don Kirby Tailwind Invitational	142-5 (43.41m)	1st
	Javelin	Beach Invitational	128-2 (39.06m)	19th
	Javelin	Brutus Hamilton Invitational	140-8 (42.88m)	2nd
	Javelin	MW Outdoor Championships	138-8 (42.28m)	6th
Hanner Sanner	100 meters	UTEP Springtime Invitational	12.21* (+3.3)	14th
	200 meters	UTEP Springtime Invitational	25.63* (+0.2)	11th
	400 hurdles	Don Kirby Tailwind Invitational	1:03.00*	2nd
	100 hurdles	Air Force Triangular	15.50*	4th
	400 hurdles	Air Force Triangular	1:03.43*	1st
	400 hurdles	Beach Invitational	1:03.53	36th
	400 hurdles	MW Outdoor Championships	1:03.30	12th!
	400 hurdles	MW Outdoor Championships	1:03.30	12th!
Kendra Schaaf	10000 meters	Stanford Invitational	34:30.11	6th*
	1500 meters	Don Kirby Tailwind Invitational	4:35.95*	8th
	5000 meters	Payton Jordan Invitational	17:13.76	49th
	10000 meters	MW Outdoor Championships	37:14.57	5th
Marin Schweigert	High Jump	UTEP Springtime Invitational	5-3 3/4 (1.62m)	3rd
	High Jump	Don Kirby Tailwind Invitational	5 1/4 (1.53m)	4th
	High Jump	Air Force Triangular	5-3 (1.60m)	4th
	High Jump	Beach Invitational	5-4 1/2 (1.64m)	T-10th
	High Jump (Invt.)	Brutus Hamilton Invitational	5-2 1/2 (1.59m)	8th
	High Jump	MW Outdoor Championships	5-6 1/2 (1.69m)	T-3rd
Precious Selmon	100 meters	Don Kirby Tailwind Invitational	14.58*	3rd
	100 hurdles	Air Force Triangular	14.48*	2nd
	100 hurdles	Beach Invitational	14.63	26th
	100 hurdles	Brutus Hamilton Invitational	14.44	6th
	100 hurdles	MW Outdoor Championships	14.32	7th!

	100 hurdles	MW Outdoor Championships	13.95	6th
Samantha Sheppard	800 meters	UTEP Springtime Invitational		6th
	800 meters	Don Kirby Tailwind Invitational	2:23.81*	14th
Ashlee Smalley	1500 meters	Cactus Cup	5:04.26	8th
	1500 meters	UTEP Springtime Invitational	5:00.35*	7th
	3000 meters	Don Kirby Tailwind Invitational	10:43.99*	5th
	3000 meters	Air Force Triangular	10:47.10*	3rd
Annie Stirling	Pole Vault	UTEP Springtime Invitational	12 1/2 (3.67m)	7th
	Pole Vault	Don Kirby Tailwind Invitational	11-3 3/4 (3.45m)	7th
	Pole Vault	Air Force Triangular	12-5 1/2 (3.80m)	2nd
	Pole Vault	Beach Invitational	NH	--
	Pole Vault	Brutus Hamilton Invitational	12 1/2 (3.67m)	4th
	Pole Vault	MW Outdoor Championships	12-3 1/2 (3.75m)	7th
Sophia Torres	1500 meters	UTEP Springtime Invitational	5:05.82*	12th
	3000 meters	Don Kirby Tailwind Invitational	10:51.74*	7th
Margo Tucker	Pole Vault	UTEP Springtime Invitational	12 1/2 (3.67m)	5th
	Pole Vault	Don Kirby Tailwind Invitational	12-9 1/2 (3.90m)	3rd
	Pole Vault	Air Force Triangular	12-5 1/2 (3.80m)	T-3rd
	Pole Vault	Beach Invitational	12-4 1/2 (3.77m)	11th
	Pole Vault	Brutus Hamilton Invitational	12-6 1/2 (3.82m)	3rd
	Pole Vault	MW Outdoor Championships	12-11 1/2 (3.95m)	3rd
	Pole Vault	NCAA West Preliminary	12-2 (3.71m)	36th
	Pole Vault	NCAA West Preliminary	12-2 (3.71m)	36th
Yeshemabet Turner	100 meters	UTEP Springtime Invitational	12.09* (+3.3)	9th
	Long Jump	Don Kirby Tailwind Invitational	19-8 3/4 (6.01m)	2nd
	Triple Jump	Don Kirby Tailwind Invitational	40-7 (12.37m)	2nd
	Triple Jump	Air Force Triangular	39-8 1/2 (12.10m)	2nd
	100 meters	Air Force Triangular	12.21*	3rd
	Long Jump (Invt.)	Brutus Hamilton Invitational	17-3 1/4 (5.26m)	11th
	Long Jump	Payton Jordan Invitational	19-8 1/4 (6.00m)	2nd
	Triple Jump	Payton Jordan Invitational	40-8 3/4 (12.41m)	2nd
	Long Jump	MW Outdoor Championships	20-2 1/2 (6.16m)	2nd
	Triple Jump	MW Outdoor Championships	41-11 1/4 (12.78m)	3rd
	Long Jump	NCAA West Preliminary	19-5 1/2 (5.93m)	28th
	Triple Jump	NCAA West Preliminary	41-4 1/4 (12.60m)	20th

# indicates UNM Indoor record  
! indicates a preliminary-round performance  
^ indicates the event was part of a multi-event competition

\* indicates that performance has been adjusted based on the NCAA altitude conversion



# 2012-13 OUTDOOR STATISTICS

## WOMEN'S INDIVIDUAL RESULTS

NAME	EVENT	MEET	TIME/MARK	PLACE
Holly Van Grinsven	200 meters	UTEP Springtime Invitational	26.77* (+0.2)	22nd
	Shot Put	UTEP Springtime Invitational	27-10 1/4 (8.49m)	15th
	100 hurdles	Don Kirby Tailwind Invitational	16.35*	10th
	Long Jump	Don Kirby Tailwind Invitational	18-1 (5.51m)	7th
	Javelin	Don Kirby Tailwind Invitational	93-9 (28.58m)	10th
	400 meters	Beach Invitational	1:00.74	68th
	Long Jump	Beach Invitational	17-7 1/4 (5.37m)	26th
	100 hurdles	Brutus Hamilton Invitational	15.23	4th
	400 hurdles	Brutus Hamilton Invitational	1:06.72	3rd
	Long Jump (Inv.)	Brutus Hamilton Invitational	17-11 1/2 (5.47m)	8th
	High Jump (Open)	Brutus Hamilton Invitational	4-10 1/2 (1.49m)	10th
	100 meters^	MW Outdoor Championships	14.95	7th
	High Jump^	MW Outdoor Championships	5-1 (1.55m)	T-10th
	Shot Put^	MW Outdoor Championships	30 3/4 (9.16m)	12th
	200 meters^	MW Outdoor Championships	25.59	5th
	Long Jump^	MW Outdoor Championships	17-11 1/2 (5.47m)	5th
	Javelin^	MW Outdoor Championships	99-3 (30.26m)	6th
	800 meters^	MW Outdoor Championships	2:23.57	5th
	Heptathlon	MW Outdoor Championships	4,783 points	7th
	100 hurdles	MW Outdoor Championships	14.77	13th!
	Long Jump	MW Outdoor Championships	17 3/4 (5.20m)	19th
Lucretia Vigil	400 meters	UTEP Springtime Invitational	1:05.48*	17th
	400 meters	Don Kirby Tailwind Invitational	59.48*	6th
Mia Weaver	800 meters	UTEP Springtime Invitational	2:25.72*	5th
	800 meters	Don Kirby Tailwind Invitational	2:17.75*	8th
	800 meters	Air Force Triangular	2:20.85*	5th
	800 meters	Beach Invitational	2:19.03	74th
	800 meters	MW Outdoor Championships	2:17.62	18th!
Shawna Winnegar	5000 meters	Stanford Invitational	16:47.21	26th*
	1500 meters	Air Force Triangular	4:41.25*	4th
	5000 meters	Mt. SAC Relays	16:28.64	13th*
	5000 meters	MW Outdoor Championships	16:46.82	3rd
	10000 meters	MW Outdoor Championships	36:18.15	2nd
	5000 meters	NCAA West Preliminary	16:54.42	29th

# indicates UNM Indoor record

! indicates a preliminary-round performance

^ indicates the event was part of a multi-event competition

\* indicates that performance has been adjusted based on the NCAA altitude conversion

# 2012-13 OUTDOOR STATISTICS

## MEN'S INDIVIDUAL RESULTS

NAME	EVENT	MEET	TIME/MARK	PLACE
Gabe Aragon	1500 meters	Stanford Invitational	3:54.73	7th*
	800 meters	Don Kirby Tailwind Invitational	1:50.94*	1st
	800 meters	Air Force Triangular	1:55.68*	6th
	800 meters	Beach Invitational	1:52.03	10th
	800 meters	Brutus Hamilton Invitational	1:51.60	6th
	800 meters	MW Outdoor Championships	1:50.63	4th!
	800 meters	MW Outdoor Championships	1:50.42	5th
Adam Bitchell	1500 meters	MW Outdoor Championships	3:55.91	10th
Luke Caldwell	1500 meters	Bryan Clay Invitational	3:44.19	2nd
	5000 meters	Payton Jordan Invitational	13:29.94#	15th
	5000 meters	MW Outdoor Championships	14:30.00	1st
	10000 meters	MW Outdoor Championships	30:27.71	1st
	5000 meters	NCAA West Preliminary	14:12.27	13th
	5000 meters	NCAA Championships	13:55.55	7th
JP Cordova	1500 meters	Stanford Invitational	3:55.65	11th*
	800 meters	Don Kirby Tailwind Invitational	1:54.18*	14th
	1500 meters	Don Kirby Tailwind Invitational	3:52.05*	2nd
	800 meters	Brutus Hamilton Invitational	1:51.44	5th
	800 meters	MW Outdoor Championships	1:51.36	7th!
	800 meters	MW Outdoor Championships	1:52.60	8th
	1500 meters	MW Outdoor Championships	3:53.16	8th
Michael Ellis	Javelin	UTEP Springtime Invitational	185-5 (56.52m)	1st
	Javelin	Don Kirby Tailwind Invitational	170-7 (52.01m)	4th
	Shot Put	Air Force Triangular	36-6 3/4 (11.14m)	4th
	Discus	Air Force Triangular	119-0 (36.28m)	9th
	Hammer	Air Force Triangular	91-8 (27.94m)	7th
	Javelin	Air Force Triangular	176-11 (53.93m)	4th
	Javelin	Beach Invitational	173-0 (52.74m)	19th
	Javelin	Brutus Hamilton Invitational	178-11 (54.53m)	5th
	Javelin	MW Outdoor Championships	174-1 (53.07m)	9th
Elmar Engholm	1500 meters	Stanford Invitational	3:49.29	4th*
	800 meters	Air Force Triangular	1:52.05*	3rd
	1500 meters	Bryan Clay Invitational	3:45.43	6th
	3000 steeplechase	Payton Jordan Invitational		14th*
9:09.98	1500 meters	MW Outdoor Championships	3:46.69	3rd

ships	3000 steeplechase		MW Outdoor Champion-	1st
	8:59.16			
8:49.66	3000 steeplechase		NCAA West Preliminary	18th
Alex Herring	1500 meters	Stanford Invitational	3:48.26	2nd*
	800 meters	Don Kirby Tailwind Invitational	1:52.62*	6th
	800 meters	Air Force Triangular	1:51.74*	2nd
	1500 meters	Bryan Clay Invitational	3:49.02	17th
	800 meters	Brutus Hamilton Invitational	1:50.15	2nd
	800 meters	MW Outdoor Championships	1:50.62	3rd!
	800 meters	MW Outdoor Championships	1:49.06	1st
	1500 meters	MW Outdoor Championships	3:45.51	2nd
	800 meters	NCAA West Preliminary	1:52.01	40th
Tyler Jackson	Pole Vault	UTEP Springtime Invitational	14-5 1/2 (4.40m)	13th
	Pole Vault	Don Kirby Tailwind Invitational	14-7 1/4 (4.45m)	1st
	Pole Vault	Air Force Triangular	15-1 (4.60m)	4th
Ridge Jones	100 meters	MW Outdoor Championships	10.76	5th!
	100 meters	MW Outdoor Championships	11.00	5th
Ty Kirk	400 meters	UTEP Springtime Invitational	57.51*	17th
	Triple Jump	Don Kirby Tailwind Invitational	48-8 1/4 (14.83m)	1st
	Long Jump	Air Force Triangular	21-5 3/4 (6.55m)	3rd
	Triple Jump	Air Force Triangular	49 3/4 (14.95m)	1st
	Triple Jump	Beach Invitational	47-2 1/2 (14.39m)	11th
	Long Jump (Open)	Brutus Hamilton Invitational	22-10 (6.96m)	1st
	Triple Jump (Inv.)	Brutus Hamilton Invitational	49-8 1/4 (15.14m)	3rd
	Long Jump	MW Outdoor Championships	23-6 1/4 (7.17m)	6th
	Triple Jump	MW Outdoor Championships	48-9 1/2 (14.87m)	4th
	Triple Jump	NCAA West Preliminary	47-11 1/4 (14.61m)	37th
Chris Kline	400 meters	Don Kirby Tailwind Invitational	49.28*	4th
	200 meters	Air Force Triangular	22.70*	7th
	400 meters	Air Force Triangular	49.49*	3rd
	400 meters	Beach Invitational	49.49	21st
	400 meters	Brutus Hamilton Invitational	49.66	11th
	400 meters	MW Outdoor Championships	48.88	5th
Charles Lewis	100 meters	UTEP Springtime Invitational	11.20* (+3.9)	14th

# indicates UNM Indoor record  
! indicates a preliminary-round performance  
^ indicates the event was part of a multi-event competition

\* indicates that performance has been adjusted based on the NCAA altitude conversion



# 2012-13 OUTDOOR STATISTICS

## MEN'S INDIVIDUAL RESULTS

NAME	EVENT	MEET	TIME/MARK	PLACE
Django Lovett	High Jump	UTEP Springtime Invitational	6-9 3/4 (2.08m)	3rd
	High Jump	Air Force Triangular	6-11 (2.11m)	2nd
	High Jump	Beach Invitational	6-11 (2.11m)	T-2nd
	High Jump	Brutus Hamilton Invitational	6-11 (2.11m)	3rd
	High Jump	MW Outdoor Championships	7 1/2 (2.15m)	1st
	High Jump	NCAA West Preliminary	7-1 (2.16m)	6th
	High Jump	NCAA Championships	6-8 3/4 (2.05m)	T-21st
Pierre Malherbe	3000 meters	Air Force Triangular	8:46.49*	3rd
	5000 meters	Beach Invitational	14:57.46	4th
	5000 meters	MW Outdoor Championships	15:23.39	15th
	10000 meters	MW Outdoor Championships	32:08.49	11th
Markus Miller	High Jump	UTEP Springtime Invitational	6-1 1/2 (1.87m)	T-10th
	High Jump	Don Kirby Tailwind Invitational	6-4 (1.93m)	T-2nd
	High Jump	Air Force Triangular	6-2 3/4 (1.90m)	T-4th
	Long Jump	Air Force Triangular	20-8 3/4 (6.32m)	7th
	High Jump	Beach Invitational	6-5 (1.96m)	T-11th
	High Jump	Brutus Hamilton Invitational	6-5 (1.96m)	T-11th
	High Jump	MW Outdoor Championships	6-6 3/4 (2.00m)	6th
Derek Montoya	100 meters	UTEP Springtime Invitational	10.98* (+3.9)	7th
	200 meters	Don Kirby Tailwind Invitational	21.68*	8th
	200 meters	Air Force Triangular	22.45*	5th
	400 meters	Air Force Triangular	50.41*	5th
	100 meters	Beach Invitational	10.88	33rd
	200 meters	Beach Invitational	22.29	33rd
	400 meters	Brutus Hamilton Invitational	49.47	9th
	100 meters	MW Outdoor Championships	10.77	6th!
	100 meters	MW Outdoor Championships	14.06	9th
Yannick Roggatz	110 hurdles	UTEP Springtime	15.61	12th
	High Jump	Air Force Triangular	6-2 3/4 (1.90m)	T-4th
	Long Jump	Air Force Triangular	22-2 (6.76m)	2nd
	Long Jump	MW Outdoor Championships	22-10 1/2 (6.97m)	10th
Logan Rosenberg	1500 meters	Stanford Invitational	3:59.05 1	3th*
	800 meters	Don Kirby Tailwind Invitational	1:56.54*	17th
	1500 meters	Don Kirby Tailwind Invitational	3:55.12*	4th
	3000 meters	Air Force Triangular	8:35.89*	1st
	5000 meters	Beach Invitational	15:09.47	13th

	800 meters	MW Outdoor Championships	2:10.99	14th
	5000 meters	MW Outdoor Championships	16:00.86	19th
Floyd Ross	Long Jump	Don Kirby Tailwind Invitational	21-6 3/4 (6.57m)	6th
	Triple Jump	Don Kirby Tailwind Invitational	ND	--
	Triple Jump	MW Outdoor Championships	51-2 3/4 (15.61m)	1st
	Triple Jump	NCAA West Preliminary	52-8 (16.05m)	3rd
	Triple Jump	NCAA Championships	52-11 (16.13m)	3rd
Marcus Simon	Javelin	UTEP Springtime Invitational	176-2 (53.69m)	3rd
	Javelin	Don Kirby Tailwind Invitational	174-7 (53.22m)	3rd
	Shot Put	Air Force Triangular	27-0 (8.23m)	5th
	Discus	Air Force Triangular	46-7 1/4 (14.20m)	10th
	Hammer	Air Force Triangular	77 3/4 (23.49m)	8th
	Javelin	Air Force Triangular	180-8 (55.08m)	3rd
	Javelin	Beach Invitational	187-10 (57.25m)	10th
	Javelin	Brutus Hamilton Invitational	177-9 (54.18m)	6th
	Javelin	MW Outdoor Championships	182-6 (55.62m)	6th
Zach Smith	100 meters	UTEP Springtime Invitational	11.17* (+3.5)	12th
	Long Jump	Don Kirby Tailwind Invitational	23-6 1/4 (7.17m)	2nd
	Long Jump	Beach Invitational	ND	--
	Long Jump	Brutus Hamilton Invitational	22-9 3/4 (6.95m)	6th
	Long Jump	MW Outdoor Championships	22-10 1/2 (6.97m)	9th
Kendall Spencer	100 meters	Don Kirby Tailwind Invitational	10.58*	4th
	Long Jump	Don Kirby Tailwind Invitational	25 1/2 (7.63m)	1st
	100 meters	Air Force Triangular	10.52*	1st
	Long Jump	Mt. SAC Relays	24-2 1/4 (7.37m)	8th
	Long Jump	Brutus Hamilton Invitational	24-9 1/4 (7.55m)	2nd
	100 meters	MW Outdoor Championships	11.03	15th!
	Long Jump	MW Outdoor Championships	24-6 1/2 (7.48m)	1st
	Long Jump	NCAA West Preliminary	24-10 1/2 (7.58m)	13th
Graham Thomas	1500 meters	S.F. State Distance Carnival	3:55.58	5th*
	800 meters	Don Kirby Tailwind Invitational	1:55.85*	17th
	3000 SC	Don Kirby Tailwind Invitational	9:44.48*	12th
	1500 meters	Air Force Triangular	3:54.50*	2nd
	1500 meters	Beach Invitational	3:59.06	41st
	3000 SC	Brutus Hamilton Invitational	9:44.33	6th
	1500 meters	MW Outdoor Championships	4:00.77	13th
	5000 meters	MW Outdoor Championships	9:55.86	9th

# indicates UNM Indoor record  
 ! indicates a preliminary-round performance  
 ^ indicates the event was part of a multi-event competition

\* indicates that performance has been adjusted based on the NCAA altitude conversion

# 2012-13 OUTDOOR STATISTICS

## MEN'S INDIVIDUAL RESULTS

NAME	EVENT	MEET	TIME/MARK	PLACE
Thomas Trujillo	100 meters	UTEP Springtime Invitational	10.92* (+3.9)	9th
	100 meters	Don Kirby Tailwind Invitational	11.00*	14th
	100 meters	Air Force Triangular	10.94*	5th
	100 meters	Beach Invitational	10.65	11th
	200 meters	Beach Invitational	22.61	55th
	100 meters	Brutus Hamilton Invitational	10.99	12th
	100 meters	MW Outdoor Championships	10.78	7th!
	100 meters	MW Outdoor Championships	10.98	4th
	200 meters	MW Outdoor Championships	21.67	6th!
	200 meters	MW Outdoor Championships	21.92	5th
De'Vron Walker	110 hurdles	Don Kirby Tailwind Invitational	15.02*	4th
	110 hurdles	Air Force Triangular	15.53*	2nd
	110 hurdles	Beach Invitational	14.70	12th
	110 hurdles	MW Outdoor Championships	14.89	6th!
	110 hurdles	MW Outdoor Championships	14.66	6th
Robert Warensjo	Pole Vault	UTEP Springtime Invitational	15-5 (4.70m)	10th
	Pole Vault	Don Kirby Tailwind Invitational	16-1 (4.90m)	3rd
	Pole Vault	Beach Invitational	NH	--
	Pole Vault	Brutus Hamilton Invitational	15-7 1/4 (4.76m)	2nd
	Pole Vault	MW Outdoor Championships	16-8 3/4 (5.10m)	4th
	Pole Vault	NCAA West Preliminary	NH	--
Carlos Wiggins	100 meters	MW Outdoor Championships	10.99	14th!
Patrick Zacharias	5000 meters	Stanford Invitational	14:01.65	4th*
	1500 meters	Air Force Triangular	3:53.85*	1st
	5000 meters	Payton Jordan Invitational	14:06.68	4th*
	5000 meters	MW Outdoor Championships	14:36.14	2nd
	10000 meters	MW Outdoor Championships	30:39.52	4th
	5000 meters	NCAA West Preliminary	14:30.33	24th

# indicates UNM Indoor record

! indicates a preliminary-round performance

^ indicates the event was part of a multi-event competition

\* indicates that performance has been adjusted based on the NCAA altitude conversion



# ***RECORDS & HISTORY***



# TEAM RESULTS

## MEN'S ALL-TIME CONFERENCE RESULTS INDOOR

YEAR	FINISH/TEAMS	POINTS	CONFERENCE
1970	3rd/8	82	WAC
1971	3rd/8	90	WAC
1972	3rd/8	88	WAC
1973	7th/8	44	WAC
1974	3rd/7	101.5	WAC
1975	Did Not Compete		WAC
1976	4th/8	69.5	WAC
1977	3rd/8	81	WAC
1978	3rd/6	85.5	WAC
1979	3rd/7	70	WAC
1980	4th/6	70	WAC
1981	7th/7	0	WAC
1982	3rd/7	102	WAC
1983	3rd/7	97	WAC
1984	3rd/7	87	WAC
1985	3rd/7	71	WAC
1986	6th/7	36	WAC
1987	3rd/6	74	WAC
1988	3rd/8	64	WAC
1989	6th/8	33	WAC
1990	2nd/7	118	WAC
1991	4th/8	41	WAC
1992	5th/7	28.5	WAC
1993	6th/8	26	WAC
1994	7th/8	6	WAC
1995	8th/8	3	WAC
1996	8th/8	2	WAC
1997	11th/12	16	WAC
1998	12th/12	2.5	WAC
1999	12th/12	1	WAC
2000	6th/6	26	MWC
2001	5th/6	29	MWC
2002	5th/6	53	MWC
2003	5th/6	49	MWC
2004	5th/6	66	MWC
2005	5th/6	67	MWC
2006	5th/6	67	MWC
2007	6th/6	62	MWC

2008	6th/6	44.5	MWC
2009	2nd/6	102	MWC
2010	3rd/6	123.5	MWC
2011	3rd/6	100	MWC
2012	3rd/6	141	MW
2013	1st/5	185	MW

## MEN'S ALL-TIME CONFERENCE RESULTS OUTDOOR

YEAR	FINISH/TEAMS	POINTS	CONFERENCE
1958	4th/8	23.5	Skyline
1959	2nd/8	38	Skyline
1960	3rd/8	32.5	Skyline
1961	2nd/8	50.25	Skyline
1962	2nd/8	45	Skyline
1963	3rd/6	55	WAC
1964	1st/6	70	WAC
1965	1st/6	79	WAC
1966	1st/6	83	WAC
1967	1st/6	82	WAC
1968	3rd/6	39	WAC
1969	4th/8	34	WAC
1970	4th/8	58.3	WAC
1971	3rd/8	64	WAC
1972	4th/8	72	WAC
1973	7th/8	31	WAC
1974	3rd/8	87	WAC
1975	5th/8	57	WAC
1976	5th/8	49	WAC
1977	4th/8	56	WAC
1978	6th/8	53	WAC
1979	4th/6	57	WAC
1980	4th/7	62	WAC
1981	Did Not Compete		WAC
1982	4th/8	93	WAC
1983	4th/8	65	WAC
1984	4th/8	81	WAC
1985	3rd/8	101	WAC
1986	4th/8	75	WAC
1987	2nd/8	117	WAC
1988	2nd/8	92	WAC
1989	3rd/8	127	WAC
1990	3rd/8	109	WAC
1991	4th/8	82	WAC
1992	6th/8	46	WAC
1993	5th/8	73.5	WAC

1994	7th/8	23	WAC
1995	7th/8	31	WAC
1996	7th/8	22.5	WAC
1997	11th/12	25	WAC
1998	12th/12	21.5	WAC
1999	12th/12	0	WAC
2000	5th/6	45	MWC
2001	4th/6	91	MWC
2002	4th/6	125.5	MWC
2003	4th/6	91	MWC
2004	4th/6	94.5	MWC
2005	4th/6	107.5	MWC
2006	5th/6	79	MWC
2007	6th/6	75	MWC
2008	5th/6	87	MWC
2009	3rd/6	135	MWC
2010	2nd/6	153	MWC
2011	2nd/6	177	MWC
2012	3rd/6	140	MW
2013	3rd/6	149	MW

## MEN'S ALL-TIME NCAA TEAM RESULTS INDOOR

YEAR	FINISH	POINTS
1967	T-5th	12
1968	T-37th	2
1971	T-11th	8
1972	T-12th	7
1973	T-39th	2
1975	T-23rd	4
1976	T-10th	7
1977	9th	9
1978	13th	15
1979	T-47th	2
1980	T-46th	2
1983	T-38th	3
1984	10th	12
1990	T-24th	6
2005	T-34th	5
2006	T-65th	0.33
2009	T-16th	14
2010	T-8th	18
2011	T-50th	3
2012	T-15th	11
2013	T-49th	2



# TEAM RESULTS

## MEN'S ALL-TIME NCAA REGIONAL TEAM RESULTS

YEAR	FINISH	POINTS
2003	T-21st	10
2005	31st	2
2006	16th	15
2007	18th	12
2008	T-28th	2
2009	9th	25

## MEN'S ALL-TIME NCAA TEAM RESULTS OUTDOOR

YEAR	FINISH	POINTS
1958	T-20th	8
1959	10th	18
1961	T-16th	10
1962	T-27th	6
1964	T-18th	10
1965	5th	25
1966	T-11th	16
1967	T-5th	24
1968	T-46th	3
1972	T-51st	1
1976	T-43rd	2
1978	T-31st	4
1979	T-28th	6
1982	T-47th	11
1983	T-67th	5
1984	T-38th	12
1985	T-30th	8
1989	38th	7
1990	T-47th	6
1991	63rd	3.5
2003	T-37th	6
2004	T-44th	5
2007	T-70th	2
2008	T-42nd	5
2009	T-40th	6

2010	T-55th	3
2011	T-41st	5
2012	T-26th	8
2013	T-28th	8

## WOMEN'S ALL-TIME CONFERENCE RESULTS INDOOR

YEAR	FINISH/TEAMS	POINTS	CONFERENCE
1991	4th/7	50.75	WAC
1992	6th/7	22	WAC
1993	5th/7	40	WAC
1994	6th/8	41	WAC
1995	8th/8	14	WAC
1996	7th/8	21	WAC
1997	10th/13	20	WAC
1998	11th/13	20	WAC
1999	13th/14	13	WAC
2000	6th/8	39	MWC
2001	4th/8	57	MWC
2002	7th/8	51	MWC
2003	6th/8	49.5	MWC
2004	6th/8	23	MWC
2005	7th/8	31	MWC
2006	5th/9	57	MWC
2007	7th/9	38	MWC
2008	6th/9	51.5	MWC
2009	5th/9	53	MWC
2010	5th/9	48	MWC
2011	3rd/9	90	MWC
2012	2nd/8	116	MW
2013	2nd/9	103	MW

## WOMEN'S ALL-TIME CONFERENCE RESULTS OUTDOOR

YEAR	FINISH/TEAMS	POINTS	CONFERENCE
1977	2nd/6	153	WAC
1983	2nd/5	123	HCAC
1984	2nd/6	131	HCAC
1985	T-1st/7	164	HCAC
1986	4th/7	60	HCAC
1987	2nd/7	78.5	HCAC
1988	3rd/8	91	HCAC
1989	2nd/8	95.5	HCAC
1990	2nd/8	141	HCAC

1991	6th/7	49	WAC
1992	6th/7	45.5	WAC
1993	6th/8	58.5	WAC
1994	7th/8	29	WAC
1995	7th/9	30.5	WAC
1996	5th/9	47	WAC
1997	11th/14	21	WAC
1998	14th/14	7	WAC
1999	T-7th/14	42	WAC
2000	6th/8	71	MWC
2001	6th/8	63	MWC
2002	7th/8	57.5	MWC
2003	7th/8	49.5	MWC
2004	8th/8	46	MWC
2005	6th/8	64.5	MWC
2006	5th/9	67.5	MWC
2007	5th/9	68	MWC
2008	5th/9	78	MWC
2009	6th/9	75.5	MWC
2010	4th/9	93.5	MWC
2011	2nd/9	129	MWC
2012	7th/8	76.5	MW
2013	2nd/9	145.5	MW

## WOMEN'S ALL-TIME NCAA TEAM RESULTS INDOOR

YEAR	FINISH	POINTS
2010	T-36th	6
2012	T-62nd	1

## WOMEN'S ALL-TIME NCAA TEAM RESULTS OUTDOOR

\* AIAW National Championships

YEAR	FINISH	POINTS
1976*	12th	N/A
1979*	9th	N/A
1981*	14th	N/A
1983	57th	2
1984	T-64th	3
1990	T-56th	2
1996	T-33rd	5
2008	T-31st	8
2009	T-70th	1
2012	T-50th	3

# SCHOOL RECORDS

## MEN'S INDOOR TRACK & FIELD SCHOOL RECORDS

EVENT	ATHLETE	TIME/MARK	DATE
55 meters	Phil Miller	6.32	1985
55m Hurdles	Willie Goldsmith	7.30	1985
60 meters	Beejay Lee	6.69*	February 10, 2012
60m Hurdles	De'Vron Walker	7.96*	February 11, 2011
200 meters	Larry Davis	21.44	February 24, 2001
400 meters	Jarrin Solomon	46.33	March 7, 2009
600 meters	Jarrin Solomon	1:19.18	January 17, 2009
800 meters	Sammy Kipkurgat	1:48.74**	1977
1 Mile	Lee Emanuel	3:57.62	January 29, 2010
3000 meters	Ross Millington	7:49.11	February 11, 2012
5000 meters	<b>Luke Caldwell</b>	13:40.39	February 8, 2013
4x400 Relay	Mike Servizio, Peter Serna Mike Wood, Ibrahim Hussein	3:11.64	1983
Distance Medley Relay	Dave Bishop, Dominic Roberts Ryan Steadman, Lee Emanuel	9:30.38	March 6, 2009
Long Jump	<b>Kendall Spencer</b>	26' 3 1/2"	March 9, 2012
Triple Jump	Dwayne Rudd	54' 3"	1984
High Jump	Ivan Hella	7' 3"	March 6, 1992
Pole Vault	Simon Arkell	18' 1 1/2"	February 8, 1991
Shot Put	Darren Crawford	60' 8 3/4"	February 26, 1988
Weight Throw	Darren Crawford	65' 6 3/4"	1990
Heptathlon	<b>Richard York</b>	5,590 points	February 21-22, 2013

## WOMEN'S INDOOR TRACK & FIELD SCHOOL RECORDS

EVENT	ATHLETE	TIME/MARK	DATE
55 meters	Barbara Bell	6.85	March 1, 1984
55m Hurdles	Angela Whyte	8.15	January 30, 1999
60 meters	Kristan Matison	7.58	February 10, 2007
60m Hurdles	Precious Selmon	8.43 *	February 11, 2011
200 meters	Adwoa Gyasi-Nimako	24.08	February 26, 2000
300 meters	Ariel Burr	39.39	January 17, 2009
400 meters	Ariel Burr	53.73	February 22, 2007
600 meters	Josephine Moultrie	1:33.12	January 27, 2012
800 meters	Josephine Moultrie	2:08.55*	February 25, 2012
1 Mile	Josephine Moultrie	4:42.30	February 11, 2012
3000 meters	Josephine Moultrie	9:06.35	January 26, 2013
5000 meters	Natalie Gray	15:54.29	February 11, 2011
4x400 Relay	Tawsha Brazley, Mickey Brown Rachel Kelchner, Shirley Pitts	3:44.05*	February 25, 2012
Distance Medley Relay	Kirsty Milner, Kim Perkins Alex Darling, Ruth Senior	11:34.71*	February 25, 2011
Long Jump	Alesha Walker	20' 1 1/2"	March 8, 2008
Triple Jump	Deanna Young	43' 2 1/2"	February 26, 2011
High Jump	Margaret Metcalf	5' 11" 1979	
Pole Vault	Amber Menke	13' 5 3/4"	February 24, 2012
Shot Put	Amanda Barnes	49' 4 1/2"	February 24, 2005
Weight Throw	Amanda Barnes	60' 10 3/4"	February 23, 2005
Pentathlon	Sandy Fortner	4156 points	March 13, 2010

\* denotes an altitude converted performance

\*\* denotes a hand time and done at yards (was converted)

**Bold** denotes current UNM athlete

## MEN'S OUTDOOR TRACK & FIELD SCHOOL RECORDS

EVENT	ATHLETE	TIME/MARK	DATE
100 meters	Gabriel Okon	10.17*	April 19, 1986
200 meters	Gabriel Okon	20.44 hy (+1.1)	1987
400 meters	Adolph Plummer	45.14 hy	May 25, 1963
800 meters	Sammy Kipkurgat	1:46.02*	1977
1,500 meters	Lee Emanuel	3:37.25	May 2, 2009
3,000 Steeplechase	Harrison Koroso	8:33.44 h	April 2, 1977
5,000 meters	<b>Luke Caldwell</b>	13:92.94	April 28, 2013
10,000 meters	Ibrahim Kivina	28:05.24 h	1984
110 Hurdles	Fatweil Kimaiyo	13.68	June 1, 1978
400 Hurdles	Fatweil Kimaiyo	50.15	April, 1978
4x100 Relay	Bernie Rivers, Steve Caminiti Ken Head, Rene Matison	40.24 hy	March 26, 1966
4x400 Relay	Jeremiah Ongwae, Mike Solomon Sammy Kipkurgat, Charles Dramiga	3:05.74 hy	May 7, 1977
Long Jump	Clarence Robinson	26' 9 1/4"	April 23, 1965
Triple Jump	Dwayne Rudd	54' 8 3/4"	June 1, 1984
High Jump	Bob Marchetti	7' 3"	May 22, 1993
Pole Vault	Simon Arkell	18' 2"	1991
Shot Put	Darren Crawford	61' 4"	April 2, 1989
Discus	Ervin Jaros	188' 5"	1970
Hammer	Stephen Dunbar	212' 5"	May 5, 2000
Javelin	Anthony Fairbanks	225' 9"	May 29, 2009
Decathlon	Gary Kinder	7959 points	May 28, 1985

## WOMEN'S OUTDOOR TRACK & FIELD SCHOOL RECORDS

EVENT	ATHLETE	TIME/MARK	DATE
100 meters	Barbara Bell	11.42	April 28, 1984
200 meters	Barbara Bell	23.44 h	April 28, 1984
400 meters	Ariel Burr	52.85	May 26, 2007
800 meters	Susan Vigil	2:04.34 h	1979
1500 meters	Josephine Moultrie	4:14.44	April 28, 2013
3000 Steeplechase	Ruth Senior	10:09.14	May 1, 2010
5000 meters	Sarah Waldron	15:37.49	April 29, 2012
10,000 meters	Sarah Waldron	32:36.07	April 6, 2012
100 Hurdles	Angela Whyte	13.41*	May 17, 2000
400 Hurdles	Shannon Vessup	58.10*	May 12, 1984
4x100 Relay	Adwoa Gyasi-Nmako, Arline Smith, Angela Whyte, Dayna McMillen	45.26*	2000
4x400 Relay	Adwoa Gyasi-Nmako, Arline Smith Angela Whyte, LeiAnn Matthews	3:41.11*	2000
Long Jump	Alesha Walker	21' 4"	April 12, 2008
Triple Jump	Deanna Young	43' 10 3/4"	April 3, 2010
High Jump	Margaret Metcalf	5' 11"	1979
Pole Vault	<b>Margo Tucker</b>	13' 3 3/4"	April 8, 2011
Shot Put	Amanda Barnes	52' 9 1/2"	April 23, 2005
Discus	Amanda Barnes	166' 11"	April 30, 2005
Hammer	Jamie Fishencord	192' 6"	April 30, 2005
Javelin	Katie Coronado	181' 0"	April, 2009
Heptathlon	Sandy Fortner	5723 points	May 13, 2010

\* denotes an altitude converted performance

\*\* denotes a hand time and done at yards (was converted)

**Bold** denotes current UNM athlete

\* indicates that performance has been adjusted based on the NCAA altitude conversion



# INDOOR EVENT RECORDS

## MEN'S 55 METER DASH

### INDIVIDUAL

NO.	ATHLETE	TIME	YEAR
1.	Phil Miller	6.32	1985
2.	Gabriel Okon	6.35	1987
3.	Jim Boswell	6.49	1998
	James Martin	6.49	1998
	Karlos Kirby	6.49	1991
6	Carl King	6.51	1996
	Stacey Blackmore	6.52	1991
9.	Ahmed Raji	6.53	2005
10.	Willie Goldsmith	6.54	1985

### TIMES

NO.	ATHLETE	TIME	YEAR
1.	Phil Miller	6.32	1985
2.	Gabriel Okon	6.35	1987
3.	Jim Boswell	6.49	1998
	James Martin	6.49	1998
	Karlos Kirby	6.49	1991
4	Carl King	6.51	1996
	Stacey Blackmore	6.52	1991
6	Ahmed Raji	6.53	2005
7	Stacey Blackmore	6.54	1991
	Willie Goldsmith	6.54	1985

## MEN'S 55 METER HURDLES

### INDIVIDUAL

NO.	ATHLETE	TIME	YEAR
1.	Willie Goldsmith	7.30	1985
2.	Shawn Taylor	7.44	1988
3.	Kwane Stewart	7.56	1992
4.	Chris Barella	7.64	1988
5	Chuck Warner	7.76	1987
	Ed Ford	7.76	1985
7.	Kelly Woyewodzic	8.00	1998
8.	Chuck Clark	8.03	1987
9.	Mike Pergerino	8.22	1999

### TIMES

NO.	ATHLETE	TIME	YEAR
1.	Willie Goldsmith	7.30	1985
2.	Shawn Taylor	7.44	1988
3.	Shawn Taylor	7.47	1988
4.	Kwane Stewart	7.56	1992
5.	Kwane Stewart	7.64	1991
	Chris Barella	7.64	1988
6	Kwane Stewart	7.66	1991
7	Chuck Warner	7.76	1987
	Ed Ford	7.76	1985
8	Chuck Warner	7.92	1987

## MEN'S 60 METER DASH

### INDIVIDUAL

NO.	ATHLETE	TIME	YEAR
1.	Beejay Lee	6.69*	2012
2.	Lamaar Thomas	6.77*	2010
3	Ridge Jones	6.82*	2013
4.	<b>Kendall Spencer</b>	6.85	2013
5.	Aaron Brack	6.88*	2006
6.	Jeramie White	6.89*	2004
7.	Chris Garofola	6.92*	2004
8.	Larry Davis	6.95	2001
9.	Jermaine McQueen	6.96*	2009
	Thomas Trujillo	6.96*	2009
	Carlos Wiggins	6.96*	2013

### TIMES

NO.	ATHLETE	TIME	YEAR
1.	Beejay Lee	6.69*	2012
2.	Beejay Lee	6.74*	2012
3.	Lamaar Thomas	6.77*	2010
4.	Beejay Lee	6.79*	2012
5.	Beejay Lee	6.80*	2012
6.	Lamaar Thomas	6.82*	2011
	Ridge Jones	6.82*	2013
7.	Lamaar Thomas	6.83*	2011
	Beejay Lee	6.83*	2012
8.	Kendall Spencer	6.85	2013

## MEN'S 60 METER HURDLES

### INDIVIDUAL

NO.	ATHLETE	TIME	YEAR
1.	De'Vron Walker	7.96*	2011
2.	Chris Garofola	8.11*	2004
3.	Mark Lamb	8.17*	2007
4.	Brian Wilson	8.38*	2011
5.	<b>Richard York</b>	8.42*	2010
6.	Justin Massey	8.46	2001
7.	Mark Johnson	8.49	2004
8.	Matt Bishop	8.54	2001
9.	Derek McDonald	8.55*	2005
10.	Chad Clark	8.56*	2009

### TIMES

NO.	ATHLETE	TIME	YEAR
1.	De'Vron Walker	7.96*	2011
2.	De'Vron Walker	8.01*	2011
3.	De'Vron Walker	8.02*	2012
4.	De'Vron Walker	8.04*	2012
5.	De'Vron Walker	8.05	2013
6.	De'Vron Walker	8.07	2013
	De'Vron Walker	8.07*	2011
	De'Vron Walker	8.07*	2012
6.	De'Vron Walker	8.09*	2010
	De'Vron Walker	8.09*	2010
	De'Vron Walker	8.09*	2012

## MEN'S 200 METER DASH

### INDIVIDUAL

NO.	ATHLETE	TIME	YEAR
1.	Larry Davis	21.44	2001
2.	Chris Garofola	21.54	2004
3.	Beejay Lee	21.57*	2012
4.	Ian Stewart	21.61	2001
5.	Thomas Trujillo	21.64	2011
6.	Karlos Kirby	21.66	1991
7.	Carlos Wiggins	21.66*	2013
8.	Stacey Blackmore	21.68	1991
9.	Jermaine McQueen	21.69	2009
10.	David Lloyd	21.75	2002

### TIMES

NO.	ATHLETE	TIME	YEAR
1.	Larry Davis	21.44	2001
2	Chris Garofola	21.54	2004
3.	Larry Davis	21.57	2001
4.	Beejay Lee	21.57*	2012
5.	Ian Stewart	21.61	2001
6.	Thomas Trujillo	21.64	2011
7.	Larry Davis	21.66	2001
	Karlos Kirby	21.66	1991
	Carlos Wiggins	21.66*	2013
8.	Stacey Blackmore	21.68	1991

## MEN'S 400 METER DASH

### INDIVIDUAL

NO.	ATHLETE	TIME	YEAR
1.	Jarrin Solomon	46.33	2009
2.	Mike Solomon	47.54hy	1977
3.	Ian Stewart	47.61	2001
4.	Willie Garcia	47.95	1992
5.	Dominick Roberts	48.00	2009
6.	<b>Charles Lewis</b>	48.30*	2013
7.	David Lloyd	48.34	2002
8.	Rene Matison	48.54hy	1968
9.	Charles Dramiga	48.59y	1978
10.	Mike Kedda	48.62	1996

### TIMES

NO.	ATHLETE	TIME	YEAR
1.	Jarrin Solomon	46.33	2009
2.	Jarrin Solomon	46.55	2009
3.	Jarrin Solomon	46.69	2009
4.	Jarrin Solomon	46.84	2009
5.	Jarrin Solomon	46.85	2009
6.	Jarrin Solomon	46.95	2009
7.	Jarrin Solomon	47.00	2009
8.	Jarrin Solomon	47.17	2009
9.	Mike Solomon	47.54hy	1977
10.	Ian Stewart	47.61	2001

\* denotes an altitude conversion  
hy denotes a hand time/yard conversion  
**Bold** denotes current UNM athlete

\* indicates that performance has been adjusted based on the NCAA altitude conversion



# INDOOR EVENT RECORDS

## MEN'S 800 METER RUN

### INDIVIDUAL

NO.	ATHLETE	TIME	YEAR
1.	Sammy Kipkurgat	1:48.74hy	1977
2.	<b>Gabe Aragon</b>	1:49.37*	2012
3.	<b>Alex Herring</b>	1:49.50	2013
4.	<b>Sam Evans</b>	1:49.52*	2011
5.	Lee Emanuel	1:50.15*	2009
6.	Roger Moore	1:50.84h	1983
7.	David Bishop	1:50.97*	2011
8.	<b>JP Cordova</b>	1:51.11*	2011
9.	Rich Martinez	1:51.21	1985
10.	Peter Serna	1:51.71	1983

### TIMES

NO.	ATHLETE	TIME	YEAR
1.	Sammy Kipkurgat	1:48.74hy	1977
2.	<b>Gabe Aragon</b>	1:49.37*	2012
3.	<b>Gabe Aragon</b>	1:49.48*	2011
4.	<b>Alex Herring</b>	1:49.50	2013
5.	<b>Sam Evans</b>	1:49.52*	2011
6.	<b>Gabe Aragon</b>	1:49.68*	2011
7.	Lee Emanuel	1:50.15*	2009
8.	Lee Emanuel	1:50.26*	2010
9.	Lee Emanuel	1:50.30*	2009
10.	Lee Emanuel	1:50.31*	2010

## MEN'S 1 MILE RUN

### INDIVIDUAL

NO.	ATHLETE	TIME	YEAR
1.	Lee Emanuel	3:57.62	2010
2.	<b>Adam Bitchell</b>	3:59.83*	2013
3.	Ross Millington	3:59.86	2011
4.	David Bishop	4:00.38	2009
5.	<b>Sam Evans</b>	4:02.49	2013
6.	<b>Luke Caldwell</b>	4:03.47*	2013
7.	Ibrahim Hussein	4:04.44	1984
8.	Rory Fraser	4:04.72*	2010
9.	John Allison	4:05.51*	1973
10.	Rich Martinez	4:06.10*	1985

### TIMES

NO.	ATHLETE	TIME	YEAR
1.	Lee Emanuel	3:57.62	2010
2.	Lee Emanuel	3:57.91	2009
3.	Lee Emanuel	3:59.26	2010
4.	<b>Adam Bitchell</b>	3:59.83*	2013
5.	Ross Millington	3:59.86	2011
6.	Lee Emanuel	4:00.36	2009
7.	David Bishop	4:00.38	2009
8.	Lee Emanuel	4:00.53*	2010
9.	David Bishop	4:00.74	2010
10.	David Bishop	4:01.18	2009

## MEN'S 3000 METER RUN

### INDIVIDUAL

NO.	ATHLETE	TIME	YEAR
1.	Ross Millington	7:49.11	2012
2.	Lee Emanuel	7:51.20	2010
3.	Rory Fraser	7:56.31*	2010
4.	David Bishop	8:06.63	2011
5.	Chip Smith	8:07.01	1993
6.	Jeremy Johnson	8:08.61	2007
7.	Jacob Kirwa	8:10.58*	2010
8.	Ibrahim Hussein	8:11.35*	1984
9.	Matt Gonzales	8:11.96*	2005
10.	Matt Ashton	8:13.08	2009

### TIMES

NO.	ATHLETE	TIME	YEAR
1.	Ross Millington	7:49.11	2012
2.	Lee Emanuel	7:51.20	2010
3.	Ross Millington	7:54.08	2011
4.	Rory Fraser	7:56.31*	2010
5.	Lee Emanuel	7:56.35	2009
6.	Rory Fraser	8:03.75*	2009
7.	David Bishop	8:06.63	2011
8.	Chip Smith	8:07.01	1993
9.	Chip Smith	8:07.55	1993
10.	Ross Millington	8:07.88*	2011

## MEN'S 5000 METER RUN

### INDIVIDUAL

NO.	ATHLETE	TIME	YEAR
1.	<b>Luke Caldwell</b>	13:40.39	2013
2.	Chris Barnicle	13:43.20	2010
3.	<b>Adam Bitchell</b>	13:44.70	2013
4.	Matt Gonzales	13:45.72	2005
5.	Rory Fraser	13:48.24	2010
4.	Jacob Kirwa	13:55.75*	2010
7.	Matt Ashton	14:00.30	2008
8.	<b>Sean Stam</b>	14:05.07	2013
9.	Ben Ortega	14:08.70*	2005
10.	Keith Gerrard	14:09.31	2011

### TIMES

NO.	ATHLETE	TIME	YEAR
1.	<b>Luke Caldwell</b>	13:40.39	2013
2.	Chris Barnicle	13:43.20	2010
3.	<b>Adam Bitchell</b>	13:44.70	2013
4.	Matt Gonzales	13:45.72	2005
5.	<b>Luke Caldwell</b>	13:46.44	
6.	Chris Barnicle	13:47.12	2010
7.	Rory Fraser	13:48.24	2010
8.	Matt Gonzales	13:49.06	2005
9.	Rory Fraser	13:49.57	2009
10.	Jacob Kirwa	13:55.75*	2010

## MEN'S LONG JUMP

### INDIVIDUAL

NO.	ATHLETE	MARK	YEAR
1.	<b>Kendall Spencer</b>	25' 7 1/2"	2012
2.	Dwayne Rudd	25' 7 1/4"	1983
3.	Clarence Robinson	25' 6 3/8"	1965
4.	Bob Nance	25' 3 3/4"	1976
5.	Phil Quinet	25' 1"	1970
6.	Fidelis Ndyabagye	24' 10"	1985
7.	Chuck Steffes	24' 8"	1972
8.	Ira Robinson	24' 3 3/8"	1965
9.	Detric Cofield	23' 11 1/4	1995
10.	Mikael Bernhardt	23' 10 1/4	1976

### DISTANCES

NO.	ATHLETE	MARK	YEAR
1.	<b>Kendall Spencer</b>	25' 7 1/2"	2012
2.	Dwayne Rudd	25' 7 1/2"	1983
3.	Clarence Robinson	25' 6 3/8"	1965
4.	Clarence Robinson	25' 6 1/4"	1966
5.	Clarence Robinson	25' 4 1/2"	1965
6.	Bob Nance	25' 3 3/4"	1976
7.	Dwayne Rudd	25' 2"	1984
8.	Dwayne Rudd	25' 1 3/4"	1983
9.	Phil Quinet	25' 1"	1970
10.	Dwayne Rudd	25' 0"	1984

## MEN'S TRIPLE JUMP

### INDIVIDUAL

NO.	ATHLETE	MARK	YEAR
1.	Dwayne Rudd	54' 3"	1984
2.	Floyd Ross	52' 4 3/4	2012
3.	Chuck Steffes	52' 1 1/2"	1972
4.	Arthur Ogedebie	51' 6 1/4"	1988
5.	Mikael Bernhardt	50' 10"	1975
6.	Art Baxter	50' 3 1/2"	1968
7.	Ty Kirk	50' 2"	2010
8.	Fidelis Ndyabagye	50' 1/2"	1985
9.	Warrick Campbell	49' 9 3/4"	2011
10.	David Brown	49' 3 3/4"	2011

### DISTANCES

NO.	ATHLETE	MARK	YEAR
1.	Dwayne Rudd	54' 3"	1984
2.	Dwayne Rudd	53' 11"	1984
3.	Dwayne Rudd	53' 8"	1984
4.	Dwayne Rudd	52' 5 1/2"	1983
5.	Floyd Ross	52' 4 3/4	2013
6.	Chuck Steffes	52' 1 1/2"	1972
	Chuck Steffes	52' 1 1/2"	1972
7.	Floyd Ross	52' 0"	2013
8.	Dwayne Rudd	51' 10"	1984
9.	Dwayne Rudd	51' 9"	1982

\* denotes an altitude conversion  
hy denotes a hand time/yard conversion  
**Bold** denotes current UNM athlete

\* indicates that performance has been adjusted based on the NCAA altitude conversion



# INDOOR EVENT RECORDS

## MEN'S HIGH JUMP

### INDIVIDUAL

NO.	ATHLETE	MARK	YEAR
1.	Ivan Hella	7' 3"	1992
2.	David Llamas	7' 1 1/2"	1997
	Mike Foster	7' 1 1/2"	1987
	Fernando Abugattas	7' 1 1/2"	1971
5.	Ingemar Nyman	7' 1/4"	1972
	<b>Django Lovett</b>	7' 1/4"	2011
7.	Ramani Harper	6' 10 3/4"	1993
	Bob Marchetti	6' 10 3/4"	1993
9.	Josh Cosio	6' 10 1/4"	2009
10.	Chris Warner	6' 10"	1986
	Stuart St. Louis	6' 9 1/2"	2006

### HEIGHTS

NO.	ATHLETE	MARK	YEAR
1.	Ivan Hella	7' 3"	1992
2.	David Llamas	7' 1 1/2"	1997
	Mike Foster	7' 1 1/2"	1987
	Fernando Abugattas	7' 1 1/2"	1971
3	Mike Foster	7' 1 1/4"	1986
4	David Llamas	7' 1/4"	1997
	Ingemar Nyman	7' 1/4"	1972
	<b>Django Lovett</b>	7' 1/4"	2011
5.	Fernando Abugattas	7' 0"	1972
6.	Ivan Hella	6' 11 3/4"	1992

## MEN'S POLE VAULT

### INDIVIDUAL

NO.	ATHLETE	MARK	YEAR
1.	Simon Arkell	18' 1 1/2"	1991
2.	Derek Mackel	17' 11"	2006
3.	Robert Caldwell	17' 7 1/4"	2006
4.	Brandon Bennett	17' 6 1/2"	2003
5.	<b>Logan Pflibsen</b>	17' 2 3/4"	2013
6.	Dan Holton	16' 9 1/2"	1991
7.	Mark Johnson	16' 9 1/4"	2004
8.	Darrin Bryant	16' 8"	1992
9.	Rob Warensjo	16' 7 1/2"	2012
10.	Ingemar Jernberg	16' 7"	1974

### HEIGHTS

NO.	ATHLETE	MARK	YEAR
1.	Simon Arkell	18' 1 1/2"	1991
2.	Derek Mackel	17' 11"	2006
3.	Simon Arkell	17' 10 1/2"	1989
4.	Robert Caldwell	17' 7 1/4"	2006
	Derek Mackell	17' 7 1/4"	2006
5	Brandon Bennett	17' 6 1/2"	2003
	Robert Caldwell	17' 6 1/2"	2006
6	Derek Mackel	17' 5 1/2"	2005
7	Simon Arkell	17' 4"	1990
8	Simon Arkell	17' 3 1/2"	1987

## MEN'S SHOT PUT

### INDIVIDUAL

NO.	ATHLETE	MARK	YEAR
1.	Darren Crawford	60' 8 3/4"	1988
2.	Randy Withrow	57' 3"	1973
3.	Jason Barkermeyer	56' 9 1/4"	2004
4.	Bob Sadler	56' 2"	1999
5.	Ervin Jaros	55' 11 1/2"	1970
6.	Larry Kennedy	55' 10 1/2"	1965
7.	Kerry Eskeli	55' 2 1/2"	1970
8.	Greg Rees	54' 1 1/2"	1991
9.	Jordan Parker	54' 1"	2004
10.	Anthony Harlin	53' 6 3/4"	1977

### DISTANCES

NO.	ATHLETE	MARK	YEAR
1.	Darren Crawford	60' 8 3/4"	1988
2.	Darren Crawford	58' 11 1/2"	1987
3.	Darren Crawford	58' 10 3/4"	1988
4.	Randy Withrow	57' 3"	1973
5.	Jason Barkermeyer	56' 9 1/4"	2004
6.	Randy Withrow	56' 6 1/2"	1974
7.	Jason Barkermeyer	56' 6"	2004
8.	Darren Crawford	56' 5 1/4"	1987
9.	Randy Withrow	56' 3"	1974
10.	Randy Withrow	56' 2 1/2"	1972

## MEN'S WEIGHT THROW

### INDIVIDUAL

NO.	ATHLETE	MARK	YEAR
1.	Darren Crawford	65' 6 3/4"	1990
2.	Matthew Henry-Marshall	60' 3"	2011
3.	Tom Ferrier	57' 7"	1984
4.	Steve Dunbar	56' 4"	1999
5.	Jason Barkermeyer	52' 4"	2004
6.	Jordan Parker	50' 4 3/4"	2004
7.	Ted Crouch	50' 3"	1985
8.	Brad Maestas	49' 3/4"	2011
9.	Matt Kraft	47' 7 1/4"	2002
10.	Bob Sadler	47' 3 1/2"	1999

### DISTANCES

NO.	ATHLETE	MARK	YEAR
1.	Darren Crawford	65' 6 3/4"	1990
2.	Darren Crawford	63' 9"	1990
3.	Matthew Henry-Marshall	60' 3"	2011
4.	Matthew Henry-Marshall	60' 3"	2011
5.	Matthew Henry-Marshall	60' 1 1/4"	2011
6.	Matthew Henry-Marshall	58' 11 1/4"	2009
7.	Darren Crawford	58' 10 3/4"	1988
8.	Matthew Henry-Marshall	58' 3 1/4"	2011
9.	Matthew Henry-Marshall	58' 3"	2011
10.	Matthew Henry-Marshall	58' 1/2"	2011

## MEN'S HEPTATHLON

### INDIVIDUAL

NO.	ATHLETE	MARK	YEAR
1.	<b>Richard York</b>	5590	2012
2.	Mark Johnson	5263	2004
3.	Dan Feltman	5145	2006
4.	Sam Potter	5121	2012
5.	Derek McDonald	4966	2005
6.	Brian Wilson	4946	2011
7.	Rodney Hocker	4462	2004
8.	Jason Bigott	4462	2005
9.	Jeremy Lee	4265	2010
10.	Chris Lutz	3938	2009

## MEN'S 4X400 METER RELAY

### TIMES

NO.	ATHLETE	MARK	YEAR
1.	Servizio, Sema, Wood, Hussein	3:11.64	1983
2.	James, Matt Henry, Skinner, Solomon	3:12.64h	1974
3.	Solomon, Reid, Roberts, Steadman	3:12.80	2009
4.	Solomon, Reid, Roberts, Steadman	3:13.59	2009
5.	James, Henry, Skinner, Solomon	3:13.74h	1974
6.	Siemon, McCain, K. Henry, Solomon	3:13.79	2007
7.	TEAM MEMBER NAMES UNKNOWN		
		3:14.06	2006
8.	Massey, Stewart, Lott, Bishop	3:14.95	2001
9.	Johnson, Williams, Cole, Ericson	3:15.04h	1970
10.	Matison, Mitchell, Head, Carroll	3:15.14.h	1965

## MEN'S DISTANCE MEDLEY RELAY

### TIMES

NO.	ATHLETE	MARK	YEAR
1.	Bishop, Roberts, Steadman, Emanuel	9:30.38	2009
2.	<b>Evans, York, Aragon, Bishop</b>	9:31.50	2011
3.	<b>Evans, York, Aragon, Bishop</b>	9:31.95	2011
4.	Bishop, <b>Evans, Aragon, Millington</b>	9:32.50@	2011
5.	<b>Evans, Lewis, Herring, Caldwell</b>	9:36.98	2013
6.	Bishop, Trujillo, Cote, Millington	9:46.21	2010
6.	Kiptoo-Biwott, Clarke, McCain, Gonzales	9:46.26@	2005
7.	Bishop, Roberts, Steadman, Ashton	9:52.43	2009
8.	Fraser, Lovato, Millington, Emanuel	9:52.96@	2010
9.	Martinez, Jackson, Clarke, Gonzales	9:57.38@	2004

\* denotes an altitude conversion  
hy denotes a hand time/yard conversion  
Bold denotes current UNM athlete

\* indicates that performance has been adjusted based on the NCAA altitude conversion



# INDOOR EVENT RECORDS

## WOMEN'S 55 METER DASH

### INDIVIDUAL

NO.	ATHLETE	TIME	YEAR
1.	Barbara Bell	6.85	1984
2.	Pam Posey	7.02	1987
3.	Terrian Florence	7.06	1990
4.	Natanya Jones	7.12	1990
5.	Annette DiLorenzo	7.14	1987
6.	Nicole Oates	7.18	1998
	Stacey Thompson	7.18	1993
8.	Nichelle Milner	7.21	1995
9.	Patty Mack	7.27	1984
10.	Natalie Dalton	7.30	1996

### TIMES

NO.	ATHLETE	TIME	YEAR
1.	Barbara Bell	6.85	1984
2.	Barbara Bell	6.90	1984
3.	Barbara Bell	6.92	1983
4.	Pam Posey	7.02	1987
5.	Terrian Florence	7.06	1990
6.	Pam Posey	7.08	1987
7.	Pam Posey	7.09	1987
8.	Terrian Florence	7.11	1990
	Terrian Florence	7.11	1988
9.	Natanya Jones	7.12	1990

## WOMEN'S 55 METER HURDLES

### INDIVIDUAL

NO.	ATHLETE	TIME	YEAR
1.	Angela Whyte	8.15	1999
2.	Tonya Thompson	8.26	1987
3.	Lisa Teasdale	8.28	1997
4.	Monica Crittenden	8.32	1993
5.	Darcy Ahner	8.41	1990
6.	Felecia DeVargas	8.42	1997
7.	Debbie Berger	8.51	1987
8.	Mary Goodwin	8.57	1983
9.	Joni Dobbins	8.60	1995
10.	Kitrain Martin	8.64	1993

### TIMES

NO.	ATHLETE	TIME	YEAR
1.	Angela Whyte	8.15	1999
2.	Tonya Thompson	8.26	1987
3.	Lisa Teasdale	8.28	1997
4.	Monica Crittenden	8.32	1993
5.	Lisa Teasdale	8.33	1997
6.	Tonya Thompson	8.36	1987
7.	Monica Crittenden	8.37	1994
8.	Monica Crittenden	8.40	1995
9.	Felecia DeVargas	8.42	1997
10.	Felecia DeVargas	8.44	1997
	Monica Crittenden	8.44	1995

## WOMEN'S 60 METER DASH

### INDIVIDUAL

NO.	ATHLETE	TIME	YEAR
1.	Kristan Matison	7.58	2007
2.	Angela Whyte	7.59	2000
3.	Adwoa Gyasi-Nimako	7.64	2000
4.	Alesha Walker	7.66	2008
5.	Precious Selmon	7.69	2009
6.	Dayna McMillen	7.70	2001
7.	<b>Kayla Fisher-Taylor</b>	7.73*	2013
8.	Tabitha Shaw	7.74	2006
9.	Ariel Burr	7.77	2009
10.	Deanne Young	7.78	2009

### TIMES

NO.	ATHLETE	TIME	YEAR
1.	Kristan Matison	7.58	2007
2.	Angela Whyte	7.59	2000
3.	Kristin Matison	7.62	2006
4.	Adwoa Gyasi-Nimako	7.64	2000
5.	Kristin Matison	7.67	2007
6.	Alesha Walker	7.66	2008
	Alesha Walker	7.66	2008
	Adwoa Gyasi-Nimako	7.66	2000
7.	Precious Selmon	7.69	2009
	Angela Whyte	7.69	2000

## WOMEN'S 60 METER HURDLES

### INDIVIDUAL

NO.	ATHLETE	TIME	YEAR
1.	Precious Selmon	8.43*	2011
2.	Angela Whyte	8.49	2000
3.	<b>Holly Van Grinsven</b>	8.62*	2013
4.	Sandy Fortner	8.63*	2008
5.	Lisa Coleman	8.79	2001
6.	Felecia DeVargas	9.00	1999
7.	<b>Samantha Bowe</b>	9.07*	2012
8.	Keren Sari-Bentzur	9.10*	2002
9.	Amber Nolte	9.13*	2002
10.	Nicole Hanson	9.14*	2004

### TIMES

NO.	ATHLETE	TIME	YEAR
1.	Precious Selmon	8.43	2011
	Precious Selmon	8.43*	2011
	Precious Selmon	8.43*	2011
2.	Precious Selmon	8.48	2011
3.	Angela Whyte	8.49	2000
	Angela Whyte	8.49	2000
	Precious Selmon	8.49*	2009
	Precious Selmon	8.49*	2010
4.	Precious Selmon	8.55*	2012
5.	Precious Selmon	8.56*	2010

## WOMEN'S 200 METER DASH

### INDIVIDUAL

NO.	ATHLETE	TIME	YEAR
1.	Adwoa Gyasi-Nimako	24.08	2000
2.	Ariel Burr	24.13	2009
3.	Arline Smith	24.54	2001
4.	Shirley Pitts	24.66	2011
5.	Alesha Walker	24.74	2007
6.	Terrian Florence	24.91	1988
7.	<b>Kayla Fisher-Taylor</b>	24.91*	2013
	Tabitha Shaw	24.97	2006
8.	Natanya Jones	25.00	1990
9.	Kristan Matison	25.13	2007

### TIMES

NO.	ATHLETE	TIME	YEAR
1.	Adwoa Gyasi-Nimako	24.08	2000
2.	Adwoa Gyasi-Nimako	24.12	2000
3.	Ariel Burr	24.13	2009
4.	Ariel Burr	24.43	2009
5.	Adwoa Gyasi-Nimako	24.50	2000
6.	Arline Smith	24.54	2001
7.	Ariel Burr	24.55	2007
8.	Shirley Pitts	24.66	2011
9.	Alesha Walker	24.74	2007
10.	Arline Smith	24.80	2001

## WOMEN'S 400 METER DASH

### INDIVIDUAL

NO.	ATHLETE	TIME	YEAR
1.	Ariel Burr	53.73	2007
2.	Shirley Pitts	54.00*	2012
3.	Tawsha Brazley	55.54*	2012
4.	Catherine McKinney	55.99	1990
5.	Sue Vigil	56.64yh	1978
6.	Stacey Thompson	57.10	1993
7.	Kamillia Davis	57.16	2004
8.	Shakira Williams	57.39	2006
9.	<b>Zoe Howell</b>	57.45*	2013
10.	Arline Smith	57.56	2002

### TIMES

NO.	ATHLETE	TIME	YEAR
1.	Ariel Burr	53.73	2007
2.	Shirley Pitts	54.00*	2012
3.	Ariel Burr	54.05	2009
4.	Ariel Burr	54.27	2006
5.	Ariel Burr	54.38	2009
6.	Ariel Burr	54.54	2009
7.	Ariel Burr	54.86	2009
8.	Shirley Pitts	54.89	2011
9.	Shirley Pitts	54.89*	2012
10.	Ariel Burr	55.02	2009

\* denotes an altitude conversion  
 yh denotes a hand time/yard conversion  
**Bold** denotes current UNM athlete

\* indicates that performance has been adjusted based on the NCAA altitude conversion



# INDOOR EVENT RECORDS

## WOMEN'S 800 METER RUN

### INDIVIDUAL

NO.	ATHLETE	TIME	YEAR
1.	Josephine Moultrie	2:08.55*	2012
2.	Sue Vigil	2:09.54hy	1979
3.	Regina Dramiga	2:12.04*	1980
4.	Andrea Wright	2:12.25*	2009
5.	Alex Darling	2:12.35*	2010
6.	Ashley Gibson	2:13.28*	2010
7.	Margaret Metcalf	2:13.37*	1983
8.	Jackie Gallegos	2:14.01 *	2005
9.	Cindy Ashby	2:14.04hc	1977
10.	Bianca Martin	2:14.14*	2010

### TIMES

NO.	ATHLETE	TIME	YEAR
1.	Josephine Moultrie	2:08.55*	2012
2.	Josephine Moultrie	2:09.27*	2012
3.	Sue Vigil	2:09.54h	1979
4.	Josephine Moultrie	2:09.75	2013
5.	Josephine Moultrie	2:10.04	2013
6.	Sue Vigil	2:10.26	1979
7.	Regina Dramiga	2:12.04*	1980
8.	Sue Vigil	2:12.04hy	1978
9.	Andrea Wright	2:12.25*	2009
10.	Alex Darling	2:12.35*	2010

## WOMEN'S MILE RUN

### INDIVIDUAL

NO.	ATHLETE	TIME	YEAR
1.	Josephine Moultrie	4:36.59	2013
2.	Ashley Gibson	4:43.78	2010
3.	Ruth Senior	4:48.24*	2011
4.	Imogen Ainsworth	4:48.65*	2013
5.	Alex Darling	4:51.93*	2011
6.	Sarah Waldron	4:52.15*	2012
7.	<b>Kirsten Follett</b>	4:52.80*	2013
8.	Kendra Schaaf	4:53.51*	2013
9.	Nicky Archer	4:55.59 *	2009
10.	Bianca Martin	4:55.71	2010

### TIMES

NO.	ATHLETE	TIME	YEAR
1.	Josephine Moultrie	4:36.59	2013
2.	Josephine Moultrie	4:38.87	2012
3.	Josephine Moultrie	4:42.30	2012
4.	Josephine Moultrie	4:42.33	2013
5.	Ashley Gibson	4:43.78	2010
6.	Ashley Gibson	4:44.58	2009
7.	Ashley Gibson	4:45.41	2010
8.	Ashley Gibson	4:47.48	2009
9.	Ruth Senior	4:48.24*	2011
10.	Imogen Ainsworth	4:48.65*	2013

## WOMEN'S 3000 METER RUN

### INDIVIDUAL

NO.	ATHLETE	TIME	YEAR
1.	Josephine Moultrie	9:06.35	2013
2.	Ruth Senior	9:17.09*	2011
3.	Natalie Gray	9:27.25*	2011
4.	Sarah Waldron	9:33.10*	2011
5.	Timmie Murphy	9:33.11	2006
6.	Imogen Ainsworth	9:39.69*	2012
7.	Nicky Archer	9:40.71*	2009
8.	<b>Kirsten Follett</b>	9:41.29	2013
9.	Ashley Gibson	9:43.20	2009
10.	Michelle Corrigan	9:45.26	2008

### TIMES

NO.	ATHLETE	TIME	YEAR
1.	Josephine Moultrie	9:06.35	2013
2.	Josephine Moultrie	9:14.84	2013
3.	Ruth Senior	9:17.09*	2011
4.	Natalie Gray	9:27.25*	2011
5.	Ruth Senior	9:30.82*	2011
6.	Sarah Waldron	9:33.10*	2011
7.	Timmie Murphy	9:33.11	2006
8.	Sarah Waldron	9:38.50*	2012
9.	Imogen Ainsworth	9:39.69*	2012
10.	Imogen Ainsworth	9:40.52	2012

## WOMEN'S 5000 METER RUN

### INDIVIDUAL

NO.	ATHLETE	TIME	YEAR
1.	Natalie Gray	15:54.29	2011
2.	Ruth Senior	16:02.38	2011
3.	Sarah Waldron	16:14.65	2012
4.	Kendra Schaaf	16:21.71	2013
5.	Michelle Corrigan	16:34.58	2009
6.	Jackie Gallegos	16:35.83*	2005
7.	Lacey Oeding	16:39.27*	2012
8.	Nicky Archer	16:40.64	2009
9.	Shawna Winnegar	16:47.37	2013
10.	Vanessa Ortiz	16:50.94	2011

### TIMES

NO.	ATHLETE	TIME	YEAR
1.	Natalie Gray	15:54.29	2011
2.	Sarah Waldron	15:59.93	2012
3.	Ruth Senior	16:02.38	2011
4.	Sarah Waldron	16:07.04	2012
5.	Sarah Waldron	16:14.65	2012
6.	Sarah Waldron	16:16.73	2011
7.	Ruth Senior	16:18.38	2011
8.	Kendra Schaaf	16:21.71	2013
9.	Michelle Corrigan	16:34.58	2009
10.	Jackie Gallegos	16:35.83	2005

## WOMEN'S LONG JUMP

### INDIVIDUAL

NO.	ATHLETE	TIME	YEAR
1.	Alesha Walker	20' 1 1/2"	2008
2.	Keren Sari-Bentzur	19' 11"	2001
3.	Sandy Fortner	19' 8"	2008
4.	<b>Casey Dowling</b>	19' 5 1/2"	2013
5.	Tara Spurlock	19' 5"	1984
6.	Monique Harris	19' 1 1/4"	2002
7.	Precious Selmon	19' 2 3/4"	2011
8.	<b>Yeshemabet Turner</b>	18' 11 3/4"	2012
9.	Mary Goodwin	18' 11"	1983
10.	Deanna Young	18' 9 3/4"	2009

### DISTANCES

NO.	ATHLETE	TIME	YEAR
1.	Alesha Walker	20' 1 1/2"	2008
2.	Alesha Walker	19' 11 1/4"	2011
	Alesha Walker	19' 11 1/4"	2011
3.	Keren Sari-Bentzur	19' 11"	2001
	Alesha Walker	19' 11"	2011
	Alesha Walker	19' 11"	2011
4.	Alesha Walker	19' 10 3/4"	2011
	Alesha Walker	19' 10 3/4"	2008
5.	Alesha Walker	19' 9 1/2"	2008
6.	Alesha Walker	19' 9"	2011

## WOMEN'S TRIPLE JUMP

### INDIVIDUAL

NO.	ATHLETE	TIME	YEAR
1.	Deanna Young	43' 2 1/2"	2011
2.	Lavern Clarke	42' 3 1/4"	1990
3.	Monique Harris	41' 9 3/4"	2002
4.	<b>Yeshemabet Turner</b>	40' 2"	2013
5.	Hagit Salamon	40' 3/4"	2007
6.	Susanna Orvainen	39' 5"	1996
7.	<b>Casey Dowling</b>	38' 11"	2013
8.	Lisa Oliver	38' 9"	1998
8.	Keren Sari-Bentzur	38' 7"	2003
10.	<b>Aasha Marler</b>	38' 6 1/4"	2012

### DISTANCES

NO.	ATHLETE	TIME	YEAR
1.	Deanna Young	43' 2 1/2"	2011
2.	Deanna Young	43' 1 3/4"	2009
3.	Deanna Young	42' 5 1/4"	2011
4.	Deanna Young	42' 4 1/4"	2009
5.	Lavern Clarke	42' 3 1/4"	1990
6.	Deanna Young	42' 2"	2009
7.	Lavern Clarke	42' 1/4"	1992
8.	Deanna Young	42' 0"	2009
9.	Lavern Clarke	41' 11 1/4"	1990
10.	Deanna Young	41' 11 1/4"	2011

\* denotes an altitude conversion  
hy denotes a hand time/yard conversion  
**Bold** denotes current UNM athlete

\* indicates that performance has been adjusted based on the NCAA altitude conversion



# INDOOR EVENT RECORDS

## WOMEN'S HIGH JUMP

### INDIVIDUAL

NO.	ATHLETE	MARK	YEAR
1.	Margaret Metcalf	5' 11"	1979
2.	Tiyana Peters	5' 10"	2007
3.	Sandy Fortner	5' 9 1/4"	2010
4.	Aura Cook	5' 8 3/4"	1993
5.	Khristina Curtis	5' 7 3/4"	2006
6.	Keren Sari-Bentzur	5' 7 1/4"	2003
	Darcy Ahner	5' 7 1/4"	1987
8.	Marin Schweigert	5' 7"	2011
	<b>Samantha Bowe</b>	5' 7"	2013
9.	Kelli Myers	5' 6 3/4"	2002

### HEIGHTS

NO.	ATHLETE	MARK	YEAR
1.	Margaret Metcalf	5' 11"	1979
2.	Margaret Metcalf	5' 10 1/2"	1980
3.	Tiyana Peters	5' 10"	2007
	Tiyana Peters	5' 10"	2007
	Margaret Metcalf	5' 10"	1979
	Margaret Metcalf	5' 10"	1979
4.	Sandy Fortner	5' 9 1/4"	2010
5.	Margaret Metcalf	5' 9"	1980
6.	Tiyana Peters	5' 8 3/4"	2007
7.	Margaret Metcalf	5' 8 1/2"	1979
	Sandy Fortner	5' 8 1/2"	2008
	Margaret Metcalf	5' 8 1/2"	1980

## WOMEN'S POLE VAULT

### INDIVIDUAL

NO.	ATHLETE	MARK	YEAR
1.	Amber Menke	13' 5 3/4"	2012
2.	Bridgid Isworth	13' 2 1/2"	2003
3.	Whitney Johnson	13' 1 3/4"	2006
4.	<b>Margo Tucker</b>	13' 1 1/2"	2011
5.	<b>Nathalie Busk</b>	12' 7 1/2"	2013
6.	Kelly Fortner	12' 5 1/2"	2010
7.	<b>Annie Stirling</b>	12' 2 3/4"	2013
8.	Lauren Jaramillo	12' 1 1/2"	2010
9.	Nicole Huyge	12' 3/4"	2006
10.	<b>Emily Heisler</b>	11' 11 3/4"	2013
	Julia Cook	11' 11 3/4"	2013

### HEIGHTS

NO.	ATHLETE	MARK	YEAR
1.	Amber Menke	13' 5 3/4"	2012
2.	Amber Menke	13' 4 1/2"	2012
3.	Amber Menke	13' 2 1/2"	2013
	Bridgid Isworth	13' 2 1/2"	2003
4.	Amber Menke	13' 2 1/4"	2013
5.	Whitney Johnson	13' 1 3/4"	2006
	Whitney Johnson	13' 1 3/4"	2006
6.	Bridgid Isworth	13' 1 1/2"	2003
	<b>Margo Tucker</b>	13' 1 1/2"	2011
	Bridgid Isworth	13' 1 1/2"	2003
7.	Whitney Johnson	13' 1/4"	2005

## WOMEN'S SHOT PUT

### INDIVIDUAL

NO.	ATHLETE	MARK	YEAR
1.	Amanda Barnes	49' 4 1/2"	2005
2.	Myra Smith	46' 11"	1992
3.	Briana Paxton	46' 3 1/4"	2008
4.	Sandy Fortner	44' 8 3/4"	2010
5.	Terry Helleck	43' 7"	1980
6.	Bobbi Hall	43' 0"	2002
7.	Lynn Keck	41' 11"	1984
8.	Sarah Swartwood	41' 3 3/4"	2007
9.	Debbie Davis	41' 2 1/4"	1979
10.	Missy Wyant	40' 9 3/4"	1990

### DISTANCES

NO.	ATHLETE	MARK	YEAR
1.	Amanda Barnes	49' 4 1/2"	2005
2.	Amanda Barnes	49' 3 1/2"	2004
3.	Amanda Barnes	49' 2 1/2"	2005
4.	Amanda Barnes	48' 11"	2005
5.	Amanda Barnes	48' 7 1/2"	2005
6.	Amanda Barnes	48' 7 1/4"	2005
7.	Amanda Barnes	48' 2"	2005
8.	Amanda Barnes	47' 8"	2005
9.	Amanda Barnes	47' 4 1/2"	2005
10.	Amanda Barnes	47' 1/4"	2003

## WOMEN'S WEIGHT THROW

### INDIVIDUAL

NO.	ATHLETE	MARK	YEAR
1.	Amanda Barnes	60' 10 3/4"	2005
2.	Jamie Fishencord	55' 1"	2005
3.	Briana Paxton	48' 10"	2008
4.	Tami Williams	47' 11"	2010
5.	Sarah Swartwood	47' 6 1/2"	2009
6.	Chelsea Stephens	47' 1 1/2"	1996
7.	Erin Manning	42' 9 1/2"	2007
8.	Vanessa Frangos	41' 10 1/2"	2006
9.	Melissa Page	32' 6"	1996

### DISTANCES

NO.	ATHLETE	MARK	YEAR
1.	Amanda Barnes	60' 10 3/4"	2005
2.	Amanda Barnes	55' 3 1/2"	2005
3.	Jamie Fishencord	55' 1"	2005
	Amanda Barnes	55' 1"	2005
4.	Jamie Fishencord	54' 7 1/4"	2005
5.	Amanda Barnes	54' 1"	2005
6.	Jamie Fishencord	53' 11 3/4"	2004
7.	Amanda Barnes	53' 9 3/4"	2004
8.	Jamie Fishencord	53' 9 1/4"	2005
9.	Amanda Barnes	53' 8 1/2"	2005

## WOMEN'S PENTATHLON

### INDIVIDUAL

NO.	ATHLETE	MARK	YEAR
1.	Sandy Fortner	4156	2010
2.	Keren Sari-Bentzur	3845	2003
3.	<b>Samantha Bowe</b>	3614	2013
4.	<b>Holly Van Grinsven</b>	3503	2013
5.	Precious Selmon	3469	2011
6.	Hedi Anderson	3442	1990
7.	Susanne Oravainen	3352	1997
8.	Anita Marsland	3222	1980
9.	Billie Colborne	3138	1979
10.	Kelly Fortner	3091	2009

## WOMEN'S 4X400 METER RELAY

### 4x400 RELAY - TIMES

NO.	ATHLETE	MARK	YEAR
1.	Brazley, Kelchner, Brown, Pitts	3:44.05*	2012
2.	Brazley, Brown, Kelchner, Pitts	3:47.65*	2012
3.	Burr, Matison, S. Fortner, Zarrella	3:47.66	2007
4.	Brazley, Brown, Kelchner, Pitts	3:48.84*	2012
5.	<b>Howell</b> , McCray, Pitts, Brazley	3:49.04	2013
6.	<b>Howell</b> , McCray, Pitts, Brazley	3:49.12*	2013
7.	TEAM MEMBER NAMES UNKNOWN	3:49.48	2006
8.	<b>Howell</b> , Pitts, McCray, Brazley	3:50.27*	2013
9.	Bell, Maxwell, Hren, Vessup	3:50.54	1984
10.	TEAM MEMBER NAMES UNKNOWN	3:50.84	2000

## WOMEN'S DISTANCE MEDLEY RELAY

### 4x400 RELAY - TIMES

NO.	ATHLETE	MARK	YEAR
1.	Milner, Perkins, Darling, Senior	11:34.71*	2011
2.	Milner, Brown, Reed, Ainsworth	11:53.03*	2012
3.	Senior, Brazley, Martin, Gibson	11:55.46*	2010
4.	Brasher, McCray, <b>Weaver</b> , Mitsos	11:56.65	2013
5.	Luna, Zarrella, Lucy, Murphy	11:56.70*	2006
6.	Swann, Hansen, Lucy, Gallegos	12:07.34*	2004
7.	TEAM MEMBER NAMES UNKNOWN	12:08.80*	2009
8.	Gallegos, Burr, Lucy, Hall	12:26.83*	2005
9.	TEAM MEMBER NAMES UNKNOWN	12:30.59	2008
10.	TEAM MEMBER NAMES UNKNOWN	12:35.05	1997

\* denotes an altitude conversion  
hy denotes a hand time/yard conversion

\* indicates that performance has been adjusted based on the NCAA altitude conversion



# OUTDOOR EVENT RECORDS

## MEN'S 100 METER DASH

### INDIVIDUAL

NO.	ATHLETE	TIME	YEAR
1.	Gabriel Okon	10.17*	1986
2.	Beejay Lee	10.28	2012
3.	Lamaar Thomas	10.36*	2010
4.	Jermaine McQueen	10.37*	2009
5.	Dwayne Rudd	10.44	1984
6.	Kevin Evans	10.51*	1979
7.	Quincy Wright	10.53*	2002
8.	Aaron Brack	10.56*	2006
9.	Rishard Stafford	10.57	1998
	David Lloyd	10.57*	2003

### TIMES

NO.	ATHLETE	TIME	YEAR
1.	Gabriel Okon	10.17*	1986
2.	Gabriel Okon	10.27	1987
3.	Beejay Lee	10.28	2012
4.	Gabriel Okon	10.34hw	1986
	Gabriel Okon	10.36	1986
5.	Lamaar Thomas	10.36*	2010
6.	Jermaine McQueen	10.37*	2009
7.	Beejay Lee	10.38	2012
8.	Lamaar Thomas	10.41	2010
	Dwayne Rudd	10.44	1984
	Gabriel Okon	10.44h	1986

## MEN'S 200 METER DASH

### INDIVIDUAL

NO.	ATHLETE	TIME	YEAR
1.	Gabriel Okon	20.44h(+1.1)	1987
2.	Tony Eziuka	20.74h	1990
	Bernie Rivers	20.74yh	1966
4.	Adolph Plummer	20.84yh	1962
5.	Jermaine McQueen	20.95*	2009
	Ahmed Raji	20.95*	2003
7.	Larry Davis	20.96	2001
8.	Art Carter	21.04yh	1965
9.	Beejay Lee	21.09(+0.8)	2012
10.	Dick Howard	21.14yh	1959

### TIMES

NO.	ATHLETE	TIME	YEAR
1.	Gabriel Okon	20.44h (+1.1)	1987
2.	Gabriel Okon	20.51*	1986
3.	Gabriel Okon	20.65	1986
4.	Gabriel Okon	20.73	1986
5.	Tony Eziuka	20.74h	1990
	Bernie Rivers	20.74yh	1966
6.	Gabriel Okon	20.84h	1986
	Bernie Rivers	20.84yh	1964
	Bernie Rivers	20.84yh	1964
	Adolph Plummer	20.84yh	1962

## MEN'S 400 METER DASH

### INDIVIDUAL

NO.	ATHLETE	TIME	YEAR
1.	Adolph Plummer	45.14yh	1963
2.	Michael Solomon	45.77	1976
3.	Jarrin Solomon	45.89*	2009
4.	Tony Eziuka	45.97	1990
5.	Charles Dramiga	46.14	1978
6.	Jeremiah Ongwae	46.25*	1977
7.	Art Carter	46.54yh	1965
8.	Ian Stewart	46.59	1998
9.	Ken Head	46.64yh	1966
10.	Silver Ayoo	46.66	1980

### TIMES

NO.	ATHLETE	TIME	YEAR
1.	Adolph Plummer	45.14yh	1963
2.	Michael Solomon	45.77	1976
3.	Jarrin Solomon	45.89*	2009
4.	Michael Solomon	45.94h	1977
5.	Tony Eziuka	45.97	1990
6.	Michael Solomon	46.04h	1977
7.	Charles Dramiga	46.14	1978
8.	Michael Solomon	46.15	1976
9.	Michael Solomon	46.19	1976
10.	Tony Ezuika	46.20	1991

## MEN'S 800 METER DASH

### INDIVIDUAL

NO.	ATHLETE	TIME	YEAR
1.	Sammy Kipkurgat	1:46.02*	1977
2.	Jeremiah Ongwae	1:46.35	1979
3.	Pete Serna	1:48.02	1983
4.	Mark Romero	1:48.25*	1977
5.	Jim Dupree	1:48.34yh	1960
6.	Richie Martinez	1:48.54*	1986
7.	Lee Emanuel	1:48.80*	2010
8.	Tomas Ericson	1:49.04yh	1971
9.	<b>Alex Herring</b>	1:49.06	2013
10.	Roger Moore	1:49.14	1980

### TIMES

NO.	ATHLETE	TIME	YEAR
1.	Sammy Kipkurgat	1:46.02*	1977
2.	Jeremiah Ongwae	1:46.35	1979
3.	Sammy Kipkurgat	1:46.54h	1977
4.	Sammy Kipkurgat	1:46.56	1977
5.	Sammy Kipkurgat	1:46.64	1978
6.	Sammy Kipkurgat	1:47.83	1977
7.	Sammy Kipkurgat	1:47.97	1978
8.	Pete Serna	1:48.02	1983
9.	Mark Romero	1:48.25*	1977
10.	Jim Dupree	1:48.34yh	1960

## MEN'S 1500 METER DASH

### INDIVIDUAL

NO.	ATHLETE	TIME	YEAR
1.	Lee Emanuel	3:37.25	2009
2.	Kip Koskei	3:38.66*	1979
3.	Sammy Kipkurgat	3:40.87*	1977
4.	Greg Keith	3:41.07*	1986
5.	David Bishop	3:41.12	2011
6.	Ross Millington	3:42.15*	2010
7.	Richie Martinez	3:42.64h	1986
8.	Matt Gonzales	3:42.83	2003
9.	<b>Sam Evans</b>	3:43.95	2012
10.	Rory Fraser	3:44.12	2011

### TIMES

NO.	ATHLETE	TIME	YEAR
1.	Lee Emanuel	3:37.25	2009
2.	Lee Emanuel	3:37.99	2009
3.	Kip Koskei	3:38.66*	1979
4.	Lee Emanuel	3:38.79	2010
5.	Lee Emanuel	3:38.81	2010
6.	Lee Emanuel	3:39.66	2009
7.	Lee Emanuel	3:39.66*	2010
8.	Lee Emanuel	3:39.91	2009
9.	Kip Koskei	3:39.94h	1979
10.	Lee Emanuel	3:40.77	2008

## MEN'S 3000 METER STEEPLECHASE

### INDIVIDUAL

NO.	ATHLETE	TIME	YEAR
1.	Harrison Koroso	8:33.44h	1977
2.	Ibrahim Hussein	8:37.77	1983
3.	Tom Glass	8:38.64h	1986
4.	Jay Miller	8:44.74h	1975
5.	<b>Elmar Engholm</b>	8:49.66	2013
6.	Adrian DeWindt	8:50.24h	1968
7.	Web Loudat	8:50.43*	1967
8.	Alex Willis	8:59.84	2011
9.	Adam Kedge	9:00.73*	1988
10.	Pat Mulkey	9:04.24h	1991

### TIMES

NO.	ATHLETE	TIME	YEAR
1.	Harrison Koroso	8:33.44h	1977
2.	Harrison Koroso	8:33.84h	1978
3.	Ibrahim Hussein	8:37.77	1983
4.	Ibrahim Hussein	8:38.05	1983
5.	Tom Glass	8:38.64h	1986
6.	Harrison Koroso	8:42.45	1978
7.	Jay Miller	8:44.74h	1975
8.	<b>Elmar Engholm</b>	8:49.66	2013
9.	Adrian DeWindt	8:50.24h	1968
10.	Web Loudat	8:50.43*	1967

\* denotes an altitude conversion  
hy denotes a hand time/yard conversion  
**Bold** denotes current UNM athlete



# OUTDOOR EVENT RECORDS

## MEN'S 5000 METER RUN

### INDIVIDUAL

NO.	ATHLETE	TIME	YEAR
1.	<b>Luke Caldwell</b>	13:29.94	2013
2.	Lee Emanuel	13:31.56	2010
3.	Matt Gonzales	13:35.59	2004
4.	Chris Barnicle	13:36.02	2010
5.	Ross Millington	13:36.39	2011
6.	Rory Fraser	13:39.37	2011
7.	Ibrahim Kivina	13:39.45	1984
8.	Nicholas Kipruto	13:41.90	2011
9.	Bill Mangan	13:44.24h	1986
10.	Ibrahim Hussien	13:45.84h	1984

### TIMES

NO.	ATHLETE	TIME	YEAR
1.	<b>Luke Caldwell</b>	13:29.94	2013
2.	Lee Emanuel	13:31.56	2010
3.	Matt Gonzales	13:35.59	2004
4.	Chris Barnicle	13:36.02	2010
5.	Ross Millington	13:36.39	2011
6.	Rory Fraser	13:39.37	2011
7.	Rory Fraser	13:39.40	2011
8.	Ibrahim Kivina	13:39.45	1984
9.	Rory Fraser	13:39.85	2009
10.	Matt Gonzales	13:40.57	2005

## MEN'S 10000 METER RUN

### INDIVIDUAL

NO.	ATHLETE	TIME	YEAR
1.	Ibrahim Kivina	28:05.24h	1984
2.	Kip Koskei	28:06.24h	1979
3.	Ibrahim Hussein	28:10.24h	1984
4.	Chris Barnicle	28:10.59	2010
5.	Matt Gonzales	28:17.46	2005
6.	Keith Gerrard	28:27.03	2011
7.	Jeremy Johnson	28:33.08	2008
8.	Rory Fraser	28:41.01	2011
9.	Matt Ashton	28:50.93	2009
10.	Lionel Ortega	29:07.46	1976

### TIMES

NO.	ATHLETE	TIME	YEAR
1.	Ibrahim Kivina	28:05.24h	1984
2.	Kip Koskei	28:06.24h	1979
3.	Ibrahim Hussein	28:10.24h	1984
4.	Chris Barnicle	28:10.59	2010
5.	Matt Gonzales	28:17.46	2005
6.	Matt Gonzales	28:22.77	2004
7.	Matt Gonzales	28:26.88	2003
8.	Keith Gerrard	28:27.03	2011
9.	Jeremy Johnson	28:33.08	2008
10.	Keith Gerrard	28:36.33	2011

## MEN'S 110 METER HURDLES

### INDIVIDUAL

NO.	ATHLETE	TIME	YEAR
1.	Fatweil Kimaiyo	13.68	1978
2.	Willie Goldsmith	13.80	1985
3.	Shawn Taylor	14.07*	1987
4.	Kwane Stewart	14.18*	1993
5.	Chris Barela	14.25*	1988
6.	De'Vron Walker	14.32(-1.2)	2012
7.	Marlon Gates	14.42*	1975
8.	Chris Garofola	14.48	2004
9.	Brian Wilson	14.55*	2011
10.	Trini Avila	14.56*	1988

### TIMES

NO.	ATHLETE	TIME	YEAR
1.	Fatweil Kimaiyo	13.68	1978
2.	Fatweil Kimaiyo	13.70	1977
3.	Willie Goldsmith	13.80	1985
4.	Shawn Taylor	14.07*	1987
5.	Kwane Stewart	14.18*	1993
6.	Shawn Taylor	14.20	1988
7.	Shawn Taylor	14.21	1988
8.	Chris Barela	14.25*	1988
9.	Kwane Stewart	14.27	1992
10.	Kwane Stewart	14.29	1993

## MEN'S 400 METER HURDLES

### INDIVIDUAL

NO.	ATHLETE	TIME	YEAR
1.	Fatweil Kimaiyo	50.15	1978
2.	Mel Powers	50.57	1976
3.	Dick Howard	50.74yh	1959
4.	David Lloyd	50.75*	2002
5.	Silver Ayoo	51.17	1980
6.	Bobby Lewis	51.34h	1985
7.	Ken Ohman	51.44yh	1972
8.	Chaz Lewis	51.49*	2011
9.	Daniel Dramiga	51.94h	1985
10.	Yusuf Muhammad	52.12*	2011

### TIMES

NO.	ATHLETE	TIME	YEAR
1.	Fatweil Kimaiyo	50.15	1978
2.	Fatweil Kimaiyo	50.22	1978
3.	Mel Powers	50.57	1976
4.	Fatweil Kimaiyo	50.65	1978
5.	Dick Howard	50.74yh	1959
6.	David Lloyd	50.75*	2002
7.	Fatweil Kimaiyo	50.81	1979
8.	Dick Howard	50.94yh	1959
9.	Silver Ayoo	51.17	1980
10.	Mel Powers	51.24yh	1975

## MEN'S LONG JUMP

### INDIVIDUAL

NO.	ATHLETE	TIME	YEAR
1.	Clarence Robinson	26' 9 1/4"	1965
2.	Kendall Spencer	26' 8 1/4"	2012
3.	Fidelis Ndyabagye	26' 1 3/4"	1985
4.	Dwayne Rudd	25' 10"	1984
5.	Skip Peterson	25' 9 1/2"	1975
6.	Del Blanks	25' 7"	1961
7.	Ken Medley	25' 5 3/4"	1962
8.	Ira Robinson	25' 5 1/4"	1966
9.	Bob Nance	25' 3 3/4"	1974
10.	Chuck Steffes	25' 2"	1972

### DISTANCES

NO.	ATHLETE	MARK	YEAR
1.	Clarence Robinson	26' 9 1/4"	1965
2.	Kendall Spencer	26' 9 1/4"	2012
3.	Fidelis Ndyabagye	26' 1 3/4"	1985
	Dwayne Rudd	25' 10"	1984
4.	Clarence Robinson	25' 10"	1965
5.	Skip Peterson	25' 9 1/2"	1975
6.	Clarence Robinson	25' 7 1/2"	1965
	Fidelis Ndyabagye	25' 7"	1985
7.	Del Blanks	25' 7"	1961
8.	Clarence Robinson 2	5' 6 1/4"	1965

## MEN'S TRIPLE JUMP

### INDIVIDUAL

NO.	ATHLETE	MARK	YEAR
1.	Dwayne Rudd	54' 8 3/4"	1984
2.	Floyd Ross	54' 6"	2012
3.	Mikael Bernhardt	53' 1"	1975
4.	Chuck Steffes	53' 0"	1972
5.	Clarence Robinson	52' 8 1/4"	1965
6.	Art Baxter	52' 8"	1967
7.	Ty Kirk	50' 11"	2009
8.	Ira Robinson	50' 1/4"	1967
9.	Warrick Campbell	49' 9"	2011
10.	Charles Bishop	49' 7 3/4"	1995

### DISTANCES

NO.	ATHLETE	MARK	YEAR
1.	Dwayne Rudd	54' 8 3/4"	1984
2.	Floyd Ross	54' 6"	2012
3.	Dwayne Rudd	54' 4"	1984
4.	Dwayne Rudd	53' 8"	1984
5.	Mikael Bernhardt	53' 1"	1975
6.	Chuck Steffes	53' 0"	1972
7.	Floyd Ross	52' 11"	2013
8.	Dwayne Rudd	52' 10"	1984
9.	Chuck Steffes	52' 9"	1972
10.	Clarence Robinson	52' 8 1/4"	1965

\* denotes an altitude conversion  
 hy denotes a hand time/yard conversion  
**Bold** denotes current UNM athlete



# OUTDOOR EVENT RECORDS

## MEN'S HIGH JUMP

### INDIVIDUAL

NO.	ATHLETE	MARK	YEAR
1.	Bob Marchetti	7' 3"	1993
2.	David Llamas	7' 2"	1997
3.	Ivar Hella	7' 1 3/4"	1992
	<b>Django Lovett</b>	7' 1 3/4"	2011
5.	Mike Foster	7' 1 1/2"	1985
6.	Ingemar Nyman	7' 1"	1972
7.	Kimani Harper	7' 1/2"	1994
8.	Vic Del Frate	6' 11 1/2"	1988
9.	Hank Baskett	6' 11"	2004
10.	Josh Cosio	6' 10 3/4"	2006
	Alfred Neale	6' 10 3/4"	2005

### HEIGHTS

NO.	ATHLETE	MARK	YEAR
1.	Bob Marchetti	7' 3"	1993
2.	David Llamas	7' 2"	1997
3.	Ivar Hella	7' 1 3/4"	1992
4.	Ivar Hella	7' 1 3/4"	1992
	<b>Django Lovett</b>	7' 1 3/4"	2011
5.	Ivar Hella	7' 1 1/2"	1989
	Mike Foster	7' 1 1/2"	1985
	<b>Django Lovett</b>	7' 1 1/2"	2012
6.	Ingemar Nyman	7' 1"	1972
	<b>Django Lovett</b>	7' 1"	2013

## MEN'S POLE VAULT

### INDIVIDUAL

NO.	ATHLETE	MARK	YEAR
1.	Simon Arkell	18' 2"	1991
2.	Derek Mackell	18' 1"	2006
	Robert Caldwell	18' 1"	2008
4.	Kyle Walker	17' 4 1/2"	2010
5.	<b>Logan Pflibsen</b>	17' 1 1/2"	2011
6.	Ingemar Jernberg	17' 3/4"	1972
7.	Rob Warensjo	16' 8 3/4"	2013
8.	Randy Bryant	16' 8"	1988
9.	Marty Niebauer	16' 6"	1982
10.	John Mattinson	16' 5 1/2"	1988

### HEIGHTS

NO.	ATHLETE	MARK	YEAR
1.	Simon Arkell	18' 2"	1991
2.	Derek Mackell	18' 1"	2006
	Robert Caldwell	18' 1"	2008
3.	Simon Arkell	18' 1/2"	1990
	Simon Arkell	18' 1/2"	1991
4.	Simon Arkell	17' 10 1/4"	1989
5.	Simon Arkell	17' 9"	1989
6.	Derek Mackell	17' 8 3/4"	2005
7.	Simon Arkell	17' 7"	1990
8.	Robert Caldwell	17' 6 3/4"	2008

## MEN'S SHOT PUT

### INDIVIDUAL

NO.	ATHLETE	MARK	YEAR
1.	Darren Crawford	61' 4"	1989
2.	Larry Kennedy	58' 10"	1965
3.	Randy Withrow	57' 6"	1975
4.	Greg Reese	57' 2 1/4"	1990
5.	Darrell Rich	57' 0"	1966
6.	Ervin Jaros	56' 10 1/4"	1970
7.	Jason Barkemeyer	56' 9 1/2"	2004
	Burt Marks	56' 9 1/2"	1966
9.	Henry Stephens	55' 4 1/4"	2000
10.	Jordan Parker	55' 3"	2005

### DISTANCES

NO.	ATHLETE	MARK	YEAR
1.	Darren Crawford	61' 4"	1989
2.	Darren Crawford	61' 2"	1990
3.	Darren Crawford	60' 6"	1989
4.	Darren Crawford	60' 5"	1989
5.	Darren Crawford	59' 10 1/2"	1986
6.	Darren Crawford	59' 9 3/4"	1989
7.	Darren Crawford	59' 5"	1989
8.	Darren Crawford	59' 4 1/2"	1987
9.	Darren Crawford	59' 4"	1986
10.	Darren Crawford	59' 1 1/2"	1990

## MEN'S DISCUS THROW

### INDIVIDUAL

NO.	ATHLETE	MARK	YEAR
1.	Ervin Jaros	188' 5"	1970
2.	Larry Kennedy	185' 2 1/2"	1964
3.	Steve Dunbar	183' 2"	1997
4.	Mike Jeffery	176' 7"	1968
5.	Steve Dudley	176' 4"	1987
6.	Greg Rees	175' 1"	1991
7.	Jason Barkemeyer	173' 2"	2004
8.	Lennart Andersen	172' 6 1/2"	1973
9.	Burt Marks	171' 10"	1965
10.	Jordan Parker	171' 0"	2005

### DISTANCES

NO.	ATHLETE	MARK	YEAR
1.	Ervin Jaros	188' 5"	1970
2.	Ervin Jaros	185' 9"	1968
3.	Larry Kennedy	185' 2 1/2"	1964
4.	Ervin Jaros	184' 8 1/4"	1970
5.	Larry Kennedy	183' 5 1/2"	1964
6.	Steve Dunbar	183' 2"	1997
7.	Ervin Jaros	182' 11 1/2"	1970
8.	Ervin Jaros	180' 1/2"	1969
9.	Ervin Jaros	179' 0"	1970
10.	Ervin Jaros	178' 7 1/2"	1970

## MEN'S JAVELIN THROW

### INDIVIDUAL

NO.	ATHLETE	MARK	YEAR
1.	Anthony Fairbanks	225' 9"	2009
2.	Donnie Lujan	225' 4"	1991
3.	Matt Keeran	218' 8"	2006
4.	Robbie Gallegos	211' 8"	1988
5.	Jon Vigil	211' 0"	1989
6.	<b>Richard York</b>	205' 7"	2012
7.	Adrian Romero	205' 5"	1993
8.	H.R. McAdams	205' 1"	1987
9.	Jimmy Minner	204' 0"	2003
10.	Dan Feltman	202' 9"	2007
	Tyler Nunn	202' 9"	2000

### DISTANCES

NO.	ATHLETE	MARK	YEAR
1.	Anthony Fairbanks	225' 9"	2009
2.	Donnie Lujan	225' 4"	1991
3.	Anthony Fairbanks	224' 11"	2008
4.	Anthony Fairbanks	223' 7"	2009
5.	Anthony Fairbanks	220' 11"	2008
6.	Anthony Fairbanks	219' 1"	2009
7.	Matt Keeran	218' 8"	2006
8.	Anthony Fairbanks	218' 4"	2009
9.	Anthony Fairbanks	217' 9"	2007
10.	Anthony Fairbanks	216' 9"	2008

## MEN'S HAMMER THROW

### INDIVIDUAL

NO.	ATHLETE	MARK	YEAR
1.	Stephen Dunbar	212' 5"	2000
2.	Greg Farmer	205' 8"	1978
3.	Ted Crouch	201' 1"	1985
4.	Leo Archer	193' 4"	1989
5.	Matthew Henry-Marshall	186' 9"	2011
6.	Darren Crawford	184' 3"	1989
7.	Willie McKee	183' 3"	1987
8.	Tom Ferrier	176' 1"	1985
9.	Josh Parra	175' 7"	2004
10.	Andre Meurer	166' 11"	1990

### DISTANCES

NO.	ATHLETE	MARK	YEAR
1.	Stephen Dunbar	212' 5"	2000
2.	Stephen Dunbar	208' 4"	1998
3.	Greg Farmer	205' 8"	1978
4.	Stephen Dunbar	202' 0"	1998
5.	Stephen Dunbar	201' 6"	2000
6.	Stephen Dunbar	201' 1"	2000
	Ted Crouch	201' 1"	1985
7.	Ted Crouch	198' 0"	1985
8.	Ted Crouch	196' 8"	1985
9.	Stephen Dunbar	196' 4"	1997

\* denotes an altitude conversion  
hy denotes a hand time/yard conversion  
**Bold** denotes current UNM athlete

\* indicates that performance has been adjusted based on the NCAA altitude conversion

# OUTDOOR EVENT RECORDS

## MEN'S DECATHLON

INDIVIDUAL			
NO.	ATHLETE	MARK	YEAR
1.	Gary Kinder	7959	1985
2.	Marty Niebauer	7572	1982
3.	Chris Warner	7525	1987
4.	<b>Richard York</b>	7513	2012
5.	Mark Johnson	7325	2004
6.	Dan Feltman	7278	2005
7.	H.R. McAdams	6922	1988
8.	Frank Joseph	6837	1974
9.	Sam Potter	6831	2012
10.	Brian Wilson	6770	2011

## MEN'S 4X100 RELAY

INDIVIDUAL			
NO.	ATHLETE	MARK	YEAR
1.	Rivers, Caminiti, Head, Matison 40.24yh		1966
2.	Trujillo, Solomon, Reid, McQueen 40.30*		2009
3.	Trujillo, Montoya, Walker, Thomas 40.35		2010
4.	Garofola, Lloyd, Jackson, Raji 40.47		2003
5.	Blair, Little, Lloyd, Rivers 40.54yh		1964
6.	Carter, Caminiti, Matison, Rivers 40.54yh		1965
7.	Rivers, Caminiti, Head, Matison 40.54yh		1967
8.	TEAM MEMBERS NAMES UNKNOWN 40.61		1998
9.	Carter, Thompson, Lloyd, Plummer 40.74yh		1963
10.	Lee, <b>Spencer</b> , Walker, Thomas 40.71*		2012

## MEN'S 4X400 RELAY

INDIVIDUAL			
NO.	ATHLETE	MARK	YEAR
1.	Ongwae, Dramiga, Kipkurgat, Solomon 3:05.74yh		1977
2.	Carter, Matison, Rivers, Head 3:06.84yh		1966
3.	Carter, Garcia, Lloyd, Plummer 3:08.34yh		1963
4.	Lloyd, Lott, Garofola, Raji 3:10.63		2003
5.	James, Henry, Cole, Ohman 3:10.64yh		1973
6.	Siemen, Henry, Solomon, McCain 3:10.72		2007
7.	Rivers, Little, Lloyd, Carter 3:11.44yh		1964
8.	Lott, Davis, Stewart, Bishop 3:11.80		2001
9.	TEAM MEMBERS NAMES UNKNOWN 3:11.87*		1987
10.	Nilsson, Cole, Ericson, Johnson 3:12.04yh		1970

\* denotes an altitude conversion  
yh denotes a hand time/yard conversion  
**Bold** denotes current UNM athlete

\* indicates that performance has been adjusted based on the NCAA altitude conversion



# OUTDOOR EVENT RECORDS

## WOMEN'S 100 METER DASH

### INDIVIDUAL

NO.	ATHLETE	TIME	YEAR
1.	Barbara Bell	11.42	1984
2.	Michelle Matthias	11.48	1981
3.	Pam Posey	11.53*	1985
4.	Amanda Fields	11.54h	1981
5.	Natanya Jones	11.63*	1990
6.	Nicole Oates-Lee	11.69*	1998
7.	Terrian Florence	11.71*	1990
8.	Kristian Matison	11.79*	2006
9.	Dayna McMillen	11.81*	2001
	Adwoa Gyasi-Nmako	11.81*	2000

### TIMES

NO.	ATHLETE	TIME	YEAR
1.	Barbara Bell	11.42	1984
2.	Michelle Matthias	11.48	1981
3.	Barbara Bell	11.49	1983
4.	Barbara Bell	11.52	1984
5.	Pam Posey	11.53*	1985
6.	Amanda Fields	11.54h	1981
	Barbara Bell	11.54h	1984
7.	Michelle Matthias	11.55	1981
8.	Barbara Bell	11.57	1983
9.	Barbara Bell	11.58	1985

## WOMEN'S 200 METER DASH

### INDIVIDUAL

NO.	ATHLETE	TIME	YEAR
1.	Barbara Bell	23.44h	1984
2.	Michelle Matthias	23.62	1981
	Adwoa Gyasi-Nmako	23.62*	2000
4.	Ariel Burr	23.73*	2007
5.	Terrian Florence	23.77*	1990
6.	Arline Smith	23.85	2001
7.	Natanya Jones	23.95*	1990
8.	Tabitha Shaw	24.03*	2006
9.	Angela Whyte	24.05	2000
10.	Kayla Fisher-Taylor	24.06	2013

### TIMES

NO.	ATHLETE	TIME	YEAR
1.	Barbara Bell	23.44h	1984
2.	Barbara Bell	23.59	1983
3.	Michelle Matthias	23.62	1981
	Adwoa Gyasi-Nmako	23.62*	2000
4.	Michelle Matthias	23.64h	1981
5.	Michelle Matthias	23.73	1981
	Ariel Burr	23.73*	2007
6.	Michelle Matthias	23.77	1981
	Terrian Florence	23.77*	1990
7.	Barbara Bell	23.82	1983

## WOMEN'S 400 METER DASH

### INDIVIDUAL

NO.	ATHLETE	TIME	YEAR
1.	Ariel Burr	52.85	2007
2.	Arline Smith	54.24	2001
3.	Shirley Pitts	54.49*	2012
4.	Adwoa Gyasi-Nmako	54.60*	2000
5.	Shannon Vessup	54.75*	1983
6.	LeiAnna Matthews	54.88	2000
7.	Tecia Chemabawi	55.03*	1977
8.	Barbara Bell	55.06*	1984
9.	Tawsha Brazley	55.09*	2010
10.	Kimilia Davis	55.28	2004

### TIMES

NO.	ATHLETE	TIME	YEAR
1.	Ariel Burr	52.85	2007
2.	Ariel Burr	52.93	2006
3.	Ariel Burr	53.04*	2006
4.	Ariel Burr	53.17	2007
5.	Ariel Burr	53.36	2006
6.	Ariel Burr	53.47*	2006
7.	Ariel Burr	53.48	2006
8.	Ariel Burr	53.98	2008
9.	Ariel Burr	54.00	2005
10.	Ariel Burr	54.02	2008

## WOMEN'S 800 METER RUN

### INDIVIDUAL

NO.	ATHLETE	TIME	YEAR
1.	Susan Vigil	2:04.34h	1979
2.	Tecia Chemabawi	2:05.04h	1977
3.	Regina Dramiga	2:05.54h	1982
4.	Margaret Metcalf	2:07.49	1982
5.	Josephine Moultrie	2:07.54	2013
6.	Cindy Ashby	2:07.84h	1978
7.	Chloe Anderson	2:08.08	2013
8.	Joan Sterrett	2:08.83	1985
9.	Monique Harris	2:09.82*	1996
10.	Charlotte Arter	2:10.16	2013

### TIMES

NO.	ATHLETE	TIME	YEAR
1.	Susan Vigil	2:04.34h	1979
2.	Susan Vigil	2:04.64h	1979
3.	Tecia Chemabawi	2:05.04h	1977
4.	Regina Dramiga	2:05.54h	1982
5.	Susan Vigil	2:07.14h	1977
6.	Susan Vigil	2:07.44h	1978
7.	Margaret Metcalf	2:07.49	1982
8.	Josephine Moultrie	2:07.54	2013
9.	Josephine Moultrie	2:07.55	2012
10.	Susan Vigil	2:07.84h	1979
	Cindy Ashby	2:07.84h	1978

## WOMEN'S 1500 METER RUN

### INDIVIDUAL

NO.	ATHLETE	TIME	YEAR
1.	Josephine Moultrie	4:14.44	2013
2.	Charlotte Arter	4:16.94	2013
3.	Chloe Anderson	4:19.82	2013
4.	Kristi Leonard	4:20.38	1985
5.	Carole Roybal	4:21.02*	1985
6.	Cynthia Herhahn	4:22.34	1988
7.	Edna Lankry	4:22.63	1991
8.	Ashley Gibson	4:23.23	2009
9.	Susan Vigil	4:23.34h	1979
10.	Imogen Ainsworth	4:25.24	2012

### TIMES

NO.	ATHLETE	TIME	YEAR
1.	Josephine Moultrie	4:14.44	2013
2.	Charlotte Arter	4:16.94	2013
3.	Charlotte Arter	4:19.03	2013
	Josephine Moultrie	4:19.03	2013
4.	Charlotte Arter	4:19.27	2013
5.	Chloe Anderson	4:19.82	2013
6.	Charlotte Arter	4:20.04	2013
7.	Kristi Leonard	4:20.38	1985
8.	Chloe Anderson	4:20.64	2013
9.	Carole Roybal	4:21.02*	1985

## WOMEN'S 3000 METER STEEPLECHASE

### INDIVIDUAL

NO.	ATHLETE	TIME	YEAR
1.	Ruth Senior	10:09.14	2010
2.	Imogen Ainsworth	10:27.13	2013
3.	Nicola Hood	10:33.57	2011
4.	Alex Darling	10:35.69*	2011
5.	Kara Henry	10:38.20	2008
6.	Emma Reed	10:52.54	2011
7.	Carolyn Boosey	10:56.74	2008
8.	Kirsty Milner	11:10.04*	2012
9.	Stasia Ploskonka	11:13.79	2009
10.	Kelly McCabe	11:15.58	2007

### TIMES

NO.	ATHLETE	TIME	YEAR
1.	Ruth Senior	10:09.14	2010
2.	Ruth Senior	10:13.48	2012
3.	Ruth Senior	10:15.46	2010
4.	Ruth Senior	10:18.24*	2011
5.	Ruth Senior	10:20.45	2010
6.	Ruth Senior	10:21.58	2012
7.	Ruth Senior	10:22.55	2012
8.	Imogen Ainsworth	10:27.13	2013
9.	Ruth Senior	10:31.58*	2010
10.	Nicola Hood	10:33.57	2011

\* denotes an altitude conversion  
hy denotes a hand time/yard conversion  
Bold denotes current UNM athlete

\* indicates that performance has been adjusted based on the NCAA altitude conversion



# OUTDOOR EVENT RECORDS

## WOMEN'S 5000 METER RUN

### INDIVIDUAL

NO.	ATHLETE	TIME	YEAR
1.	Sarah Waldron	15:37.49	2012
2.	Ruth Senior	15:48.29	2011
3.	Natalie Gray	15:52.73	2011
4.	Josephine Moultrie	15:57.17	2013
5.	Kathy Pfiefer	16:17.14h	1984
6.	<b>Charlotte Arter</b>	16:20.57	2013
7.	Timmie Murphy	16:25.21*	2007
8.	Imogen Ainsworth	16:27.01	2013
9.	Janna Mitsos	16:28.46	2013
10.	Lacey Oeding	16:28.59	2012

### TIMES

NO.	ATHLETE	TIME	YEAR
1.	Sarah Waldron	15:37.49	2012
2.	Ruth Senior	15:48.29	2011
3.	Natalie Gray	15:52.73	2011
4.	Josephine Moultrie	15:57.17	2013
5.	Ruth Senior	15:57.32	2010
6.	Ruth Senior	16:15.94	2011
7.	Kathy Pfiefer	16:17.14h	1984
8.	<b>Charlotte Arter</b>	16:20.57	2013
9.	Natalie Gray	16:23.64*	2011
10.	Timmie Murphy	16:25.21	2007

## WOMEN'S 10000 METER RUN

### INDIVIDUAL

NO.	ATHLETE	TIME	YEAR
1.	Sarah Waldron	32:36.07	2012
2.	Natalie Gray	33:20.31	2011
3.	Nicky Archer	33:32.83	2010
4.	Ruth Senior	33:33.23	2011
5.	Tangi Galloway	34:07.01	1996
6.	Kathy Pfiefer	34:07.04h	1984
7.	Michelle Corrigan	34:12.30	2009
8.	Timmie Murphy	34:17.47	2007
9.	Lacey Oeding	34:27.53	2012
10.	Kendra Schaaf	34:30.11	2013

### TIMES

NO.	ATHLETE	TIME	YEAR
1.	Sarah Waldron	32:36.07	2012
2.	Sarah Waldron	32:58.84	2012
3.	Natalie Gray	33:20.31	2011
4.	Nicky Archer	33:32.83	2010
5.	Ruth Senior	33:33.23	2011
6.	Ruth Senior	33:42.10	2011
7.	Sarah Waldron	33:51.08	2011
8.	Sarah Waldron	33:54.56	2012
9.	Sarah Waldron	34:00.72	2011
10.	Tangi Galloway	34:07.01	1996

## WOMEN'S 100 METER HURDLES

### INDIVIDUAL

NO.	ATHLETE	TIME	YEAR
1.	Angela Whyte	13.41*	2000
2.	Precious Selmon	13.66*	2011
3.	Monica Crittenden	13.88	1996
4.	Tonia Thompson	14.08*	1985
5.	Sandy Fortner	14.09	2010
6.	Lisa Teasdale Coleman	14.16*	1997
7.	Keren Sari-Bentzur	14.32	2002
8.	Jackie Bailey	14.34	1985
	Darcy Ahner	14.34	1990
10.	Kitrian Martin	14.69*	1990

### TIMES

NO.	ATHLETE	TIME	YEAR
1.	Angela Whyte	13.41*	2000
2.	Angela Whyte	13.42	2000
3.	Angela Whyte	13.43	2000
	Angela Whyte	13.43	1999
4.	Angela Whyte	13.58	2000
5.	Precious Selmon	13.66*	2011
6.	Angela Whyte	13.67	1999
7.	Precious Selmon	13.68*	2011
8.	Precious Selmon	13.76	2011
9.	Precious Selmon	13.78*	2011
10.	Precious Selmon	13.80	2011

## WOMEN'S 400 METER HURDLES

### INDIVIDUAL

NO.	ATHLETE	TIME	YEAR
1.	Shannon Vessup	58.10*	1984
2.	Catherine McKinney	59.79	1986
3.	Kim Perkins	59.88	2009
4.	Regina Dramiga	60.23*	1980
5.	Lisa Teasdale Coleman	60.49	2001
6.	Michelle Richardson	60.69	1986
7.	Natanya Jones	60.89*	1989
8.	Kisha Smith	61.54	2001
9.	Felicia DeVargas	61.68*	2000
10.	Ashley Miknis	61.80*	2010

### TIMES

NO.	ATHLETE	TIME	YEAR
1.	Shannon Vessup	58.10*	1984
2.	Shannon Vessup	58.94	1983
3.	Catherine McKinney	59.79	1986
4.	Kim Perkins	59.88	2009
5.	Catherine McKinney	60.14h	1990
6.	Regina Dramiga	60.23*	1980
7.	Catherine McKinney	60.26	1988
8.	Regina Dramiga	60.34	1980
	Catherine McKinney	60.34	1990
9.	Shannon Vessup	60.46	1984

## WOMEN'S LONG JUMP

### INDIVIDUAL

NO.	ATHLETE	MARK	YEAR
1.	Alesha Walker	21' 4"	2008
2.	Lavern Clarke	20' 11 3/4"	1990
3.	Deanna Young	20' 6 1/4"	2008
4.	Sandy Fortner	20' 4 1/2"	2010
5.	Keren Sari-Bentzur	20' 3"	2001
6.	<b>Yeshemabet Turner</b>	20' 2 1/2"	2013
7.	Jackie Davis	19' 11 3/4"	1980
8.	Precious Selmon	19' 11" (+1.1)	2011
9.	Tara Spurlock	19' 8 1/4"	1984
10.	Mary Goodwin	19' 7 3/4"	1983

### DISTANCES

NO.	ATHLETE	MARK	YEAR
1.	Alesha Walker	21' 4"	2008
2.	Alesha Walker	21' 0"	2008
3.	Lavern Clarke	20' 11 3/4"	1990
	Alesha Walker	20' 11 3/4"	2009
4.	Alesha Walker	20' 6 1/2"	2008
5.	Alesha Walker	20' 6 1/4"	2009
	Deanna Young	20' 6 1/4"	2008
6.	Lavern Clarke	20' 5 1/4"	1990
7.	Alesha Walker	20' 5"	2008
8.	Sandy Fortner	20' 4 1/2"	2010

## WOMEN'S TRIPLE JUMP

### INDIVIDUAL

NO.	ATHLETE	MARK	YEAR
1.	Deanna Young	43' 10 3/4"	2010
2.	Lavern Clarke	43' 1 1/2"	1990
3.	Monique Harris	42' 2"	2001
4.	<b>Yeshemabet Turner</b>	41' 11 1/4"	2013
5.	Annette DiLorenzo	40' 11 1/2"	1989
6.	Hagit Salamon	40' 1 1/2"	2007
7.	<b>Casey Dowling</b>	40' 0"	2013
8.	Susanna Oravainen	38' 11 1/2"	1996
9.	Asal Salehpoor	38' 9 3/4"	2009
10.	Jai McBride	38' 9"	2007

### DISTANCES

NO.	ATHLETE	MARK	YEAR
1.	Deanna Young	43' 10 3/4"	2010
2.	Deanna Young	43' 7 3/4"	2010
3.	Deanna Young	43' 4 1/2"	2010
4.	Deanna Young	43' 4 1/4"	2010
5.	Deanna Young	43' 3 1/4"	2010
	Deanna Young	43' 3 1/4"	2010
6.	Deanna Young	43' 3"	2010
7.	Lavern Clarke	43' 1 1/2"	1990
8.	Deanna Young	43' 1/4"	2010
9.	Deanna Young	42' 11 3/4"	2010

\* denotes an altitude conversion  
hy denotes a hand time/yard conversion  
**Bold** denotes current UNM athlete

\* indicates that performance has been adjusted based on the NCAA altitude conversion



# OUTDOOR EVENT RECORDS

## WOMEN'S HIGH JUMP

### INDIVIDUAL

NO.	ATHLETE	MARK	YEAR
1.	Margaret Metcalf	5' 11"	1979
2.	Kelli Myers	5' 10 3/4"	2002
	Heidi Anderson	5' 10 3/4"	1990
	Darcy Ahner	5' 10 3/4"	1989
5.	Tiyana Peters	5' 10 1/2"	2008
6.	Kim Werner	5' 9 1/4"	1987
7.	Aura Cook	5' 8 3/4"	1992
8.	Anita Marsland	5' 8"	1979
9.	Sandy Fortner	5' 7 3/4"	2010
10.	Marin Schweigert	5' 7 1/4"	2012

### HEIGHTS

NO.	ATHLETE	MARK	YEAR
1.	Margaret Metcalf	5' 11"	1979
2.	Kelli Myers	5' 10 3/4"	2002
	Heidi Anderson	5' 10 3/4"	1990
	Darcy Ahner	5' 10 3/4"	1989
3.	Tiyana Peters	5' 10 1/2"	2008
4.	Darcy Ahner	5' 10"	1989
	Tiyana Peters	5' 10"	2007
5.	Heidi Anderson	5' 9 3/4"	1989
6.	Kim Werner	5' 9 1/4"	1987
7.	Kim Werner	5' 9"	1986

## WOMEN'S POLE VAULT

### INDIVIDUAL

NO.	ATHLETE	MARK	YEAR
1.	<b>Margo Tucker</b>	13' 3 3/4"	2011
2.	Amber Menke	13' 3 1/2"	2013
3.	Whitney Johnson	13' 1/4"	2006
4.	Bridgid Isworth	12' 11 3/4"	2003
5.	Kelly Fortner	12' 9 1/2"	2010
6.	<b>Nathalie Busk</b>	12' 7 1/2"	2012
7.	<b>Annie Stirling</b>	12' 5 1/2"	2013
8.	Krissy Owen	12' 4"	1999
9.	Katie Coles	12' 2"	2005
10.	Julia Cook	12' 2"	2011

### HEIGHTS

NO.	ATHLETE	MARK	YEAR
1.	<b>Margo Tucker</b>	13' 3 3/4"	2011
2.	Amber Menke	13' 3 1/2"	2013
3.	Amber Menke	13' 1 3/4"	2013
4.	Amber Menke	13' 1 1/2"	2013
5.	Amber Menke	13' 3/4"	2011
	Amber Menke	13' 3/4"	2011
	<b>Margo Tucker</b>	13' 3/4"	2011
6.	Whitney Johnson	13' 1/4"	2006
	Amber Menke	13' 1/4"	2013
7.	Bridgid Isworth	12' 11 3/4"	2003
	<b>Margo Tucker</b>	12' 11 3/4"	2011
	Amber Menke	12' 11 3/4"	2011

## WOMEN'S SHOT PUT

### INDIVIDUAL

NO.	ATHLETE	MARK	YEAR
1.	Amanda Barnes	52' 9 1/2"	2005
2.	Myra Smith	47' 5"	1994
3.	Terry Helleck	47' 2 1/4"	1982
4.	Sandy Fortner	46' 0"	2008
5.	Bobbi Hall	45' 7 3/4"	2002
6.	Briana Paxton	44' 11 1/2"	2007
7.	Misty Wyant	44' 2 1/2"	1992
8.	Chelsea Stephens	43' 4 1/2"	1996
9.	Sarah Swartwood	42' 9 3/4"	2007
10.	Lisa Longerot	42' 7"	1988

### DISTANCES

NO.	ATHLETE	MARK	YEAR
1.	Amanda Barnes	52' 9 1/2"	2005
2.	Amanda Barnes	52' 1 1/4"	2005
3.	Amanda Barnes	51' 11 1/4"	2005
4.	Amanda Barnes	51' 7 3/4"	2005
5.	Amanda Barnes	51' 1 1/2"	2005
6.	Amanda Barnes	50' 11"	2004
7.	Amanda Barnes	49' 5"	2004
8.	Amanda Barnes	48' 10 3/4"	2004
9.	Amanda Barnes	48' 6 1/4"	2003
10.	Amanda Barnes	48' 1 1/4"	2003

## WOMEN'S DISCUS THROW

### INDIVIDUAL

NO.	ATHLETE	MARK	YEAR
1.	Amanda Barnes	166' 11"	2005
2.	Briana Paxton	158' 10"	2010
3.	Jamie Fishencord	152' 10"	2005
4.	Myra Smith	147' 4"	1994
5.	Sue Qualls	144' 8"	1983
6.	Lisa Longerot	144' 7"	1988
7.	Misty Wyant	144' 4"	1991
8.	Barbara Butler	142' 5"	1971
9.	Bobbi Hall	142' 4"	2002
10.	Amy Ottinger	140' 10"	1992

### DISTANCES

NO.	ATHLETE	MARK	YEAR
1.	Amanda Barnes	166' 11"	2005
2.	Briana Paxton	158' 10"	2010
3.	Briana Paxton	157' 4"	2010
4.	Jamie Fishencord	152' 10"	2005
5.	Jamie Fishencord	151' 9"	2004
6.	Amanda Barnes	151' 8"	2004
7.	Briana Paxton	151' 3"	2010
8.	Amanda Barnes	149' 8"	2005
9.	Jamie Fishencord	149' 5"	2005
10.	Briana Paxton	149' 4"	2010

## WOMEN'S JAVELIN THROW

### INDIVIDUAL

NO.	ATHLETE	MARK	YEAR
1.	Katie Coronado	181' 0"	2009
2.	Veronica Gonzales	152' 1"	2004
3.	Jessica McIntyre	144' 10"	2005
4.	Kayla Brown	142' 5"	2004
	Vanessa Strobbe	142' 5"	2007
	Lexi Ross	142' 5"	2013
7.	Sandy Fortner	133' 7"	2008
8.	Jessica McCall	127' 0"	2005
9.	Greer Crabtree	124' 6"	2012
10.	Susanne Oravainen	122' 9"	2000

### DISTANCES

NO.	ATHLETE	MARK	YEAR
1.	Katie Coronado	181' 0"	2009
2.	Katie Coronado	179' 9"	2009
3.	Katie Coronado	179' 6"	2008
4.	Katie Coronado	178' 11"	2008
5.	Katie Coronado	178' 7"	2008
6.	Katie Coronado	177' 6"	2008
7.	Katie Coronado	176' 1"	2008
8.	Katie Coronado	174' 6"	2009
9.	Katie Coronado	171' 5"	2008
10.	Katie Coronado	169' 10"	2007

## WOMEN'S HAMMER THROW

### INDIVIDUAL

NO.	ATHLETE	MARK	YEAR
1.	Jamie Fishencord	192' 6"	2005
2.	Sarah Swartwood	160' 10"	2010
3.	Amanda Barnes	155' 3"	2004
4.	Tami Williams	150' 11"	2010
5.	Chelsea Stephens	149' 11"	1997
6.	Briana Paxton	137' 7"	2006
7.	Nicole Manning	132' 0"	2007
8.	Angelica Bernaert	119' 0"	2001
9.	Vanessa Frangos	117' 1"	2006
10.	Sarah NicholSEN	103' 9"	1996

### DISTANCES

NO.	ATHLETE	MARK	YEAR
1.	Jamie Fishencord	192' 6"	2005
2.	Jamie Fishencord	184' 0"	2006
3.	Jamie Fishencord	183' 9"	2005
4.	Jamie Fishencord	180' 10"	2005
5.	Jamie Fishencord	180' 5"	2005
6.	Jamie Fishencord	179' 4"	2004
7.	Jamie Fishencord	179' 2"	2004
8.	Jamie Fishencord	178' 11"	2004
9.	Jamie Fishencord	178' 6"	2006
10.	Jamie Fishencord	177' 8"	2006

\* denotes an altitude conversion  
hy denotes a hand time/yard conversion  
**Bold** denotes current UNM athlete

\* indicates that performance has been adjusted based on the NCAA altitude conversion

# OUTDOOR EVENT RECORDS

## WOMEN'S HEPTATHLON

### INDIVIDUAL

NO.	ATHLETE	TIME	YEAR
1.	Sandy Fortner	5723	2010
2.	Darcy Ahner	5419	1990
3.	Keren Sari-Bentzur	5371	2002
4.	<b>Samantha Bowe</b>	5004	2013
5.	Heidi Anderson	4955	1990
6.	Susanna Oravainen	4861	1997
7.	<b>Holly VanGrinsven</b>	4783	2013
8.	Kitrian Martin	4753	1990
9.	Melissa Guanella	4481	2000
10.	Stefany Setliff	4433	2004

## WOMEN'S 4X100 RELAY

### INDIVIDUAL

NO.	ATHLETE	MARK	YEAR
1.	Gyasi-Nmako, Whyte, McMillen, Smith	45.26*	2000
2.	Fields, Matthias, Mallory, Zepherin	45.49*	1981
3.	Fortner, Walker, Burr, Matison	45.70*	2008
4.	Posey, Bell, Vessup, Mack	45.71*	1984
5.	Fields, Matthias, Gutierrez, Zepherin	45.74*	1981
6.	<b>Fisher-Taylor, Turner, Dowling, Marler</b>	45.80	2013
7.	Posey, Thompson, Bailey, Bell	46.04	1985
8.	TEAM MEMBER NAMES UNKNOWN	46.05*	1999
9.	Matison, Burr, Shaw, Williams	46.09*	2006
10.	McKinney, Jones, Hodgson, Florence	46.22*	1990

## WOMEN'S 4X400 RELAY

### INDIVIDUAL

NO.	ATHLETE	MARK	YEAR
1.	Gyasi-Nmako, Matthews, Smith, Whyte	3:41.11*	2000
2.	Brazley, McCray, Howell, Pitts	3:41.43	2013
3.	Laughlin, Jones, Florence, McKinney	3:44.14*	1990
4.	TEAM MEMBER NAMES UNKNOWN	3:44.79*	1985
5.	Hodge, Richardson, Florence, McKinney	3:45.05*	1988
6.	Burr, Fortner, Pritchard, Zarrella	3:45.40*	2007
7.	Brazley, McCray, Howell, Pitts	3:45.48	2013
8.	Burr, Matison, Fortner, Zarrella	3:45.71*	2007
9.	Burr, Williams, Fortner, Pritchard	3:46.45	2006
10.	Vessup, Sterrett, Richardson, Bell	3:46.65*	1984

\* denotes an altitude conversion  
hy denotes a hand time/yard conversion  
**Bold** denotes current UNM athlete

\* indicates that performance has been adjusted based on the NCAA altitude conversion



# ALL-AMERICANS

## MEN'S INDOOR ALL-AMERICANS

YEAR	ATHLETE	EVENT	FINISH	TIME/MARK
1967	Clark Mitchell, So.	600 yards	N/A	N/A
1971	Reid Cole	600 yards	N/A	1:10.0
	Chuck Steffes	Triple Jump	N/A	N/A
1972	R. Cole, G. Easterly, B. Dooley, M. Henry	Two-Mile Relay	3rd	N/A
1975	Michael Solomon*	600 yards	3rd	1:11.0
	J. Allison, J. Miller, B. Phippen, T. Snowden	Two-Mile Relay	N/A	N/A
1976	Charles Dramiga	600 yards	1st	1:10:58
1977	Michael Solomon*	600 yards	1st	1:10.01
	Sam Kipkurgat	800 meters	N/A	N/A
1978	Charles Dramiga	440 yards	7th	49.31
		600 yards	4th	1:10.16
	Fatwel Kimiayo	60 yards Hurdles	6th	7.33
	J. Quade, M. Romero , J. Ongwae, S. Kipkurgat	Two-Mile Relay	1st	7:27.53
1979	Jeremiah Ongwae	880 yards	5th	1:54.21
1980	Fatwel Kimaiyo	60 yards Hurdles	5th	7.30
1983	I. Hussein, R. Martinez, R. Moore, P. Serna	Two-Mile Relay	N/A	N/A
1984	Ibrahim Hussein	1,000 yards	N/A	N/A
	Dwayne Rudd	Long Jump	3rd	N/A
		Triple Jump	8th	N/A
1989	Simon Arkell	Pole Vault	7th	17-10 1/4
1990	Darren Crawford	Weight Throw	3rd	63-9
2005	Matt Gonzales	5,000 meters	4th	13:45.72
2006	Robert Caldwell	Pole Vault	T-8th	17-6 1/2
2009	Lee Emanuel	Mile Run	1st	4:00.36
	Jarrin Solomon*	400 meters	5th	46.66
2010	Chris Barnicle	5,000 meters	4th	13:43.20
	Lee Emanuel	Mile Run	1st	3:59.26
	Rory Fraser	3,000 meters	6th	8:12.88
2011	G. Aragon, D. Bishop, S. Evans, R. York	Distance Medley Relay	6th	9:31.50
2012	Floyd Ross	Triple Jump	8th	51-10 1/2
	Kendall Spencer	Long Jump	1st	26-3 1/2
2013	Floyd Ross	Triple Jump	8th	52-0
	Luke Caldwell	5,000 meters	8th	13:46.44
	Kendall Spencer#	Long Jump	N/A	ND

## MEN'S OUTDOOR ALL-AMERICANS

YEAR	ATHLETE	EVENT	FINISH	TIME/MARK
1957	Buster Quist	Javelin	6th	221-5
1958	Buster Quist	Javelin	2nd	239-9
1959	Dick Howard*	400m Hurdles	1st	50.6
	Buster Quist	Javelin	2nd	238-10
1961	Adolph Plummer	440 yards	1st	44.62
1962	Adolph Plummer	440 yards	N/A	N/A
	Ken Medley	Long Jump	5th	25-5 3/4
1964	Larry Kennedy	Discus	1st	185-2 1/2
1965	Clarence Robinson	Triple Jump	1st	50-2
		Long Jump	1st	25-10 1/2
1966	Art Baxter	Triple Jump	4th	51 1/4
	Rene Matison	100 yards	4th	9.5
	Ira Robinson	Long Jump	4th	24-5
	B. Rivers, S. Caminiti, R. Matison, J. Singer	4x110 yard Relay	4th	40.7
1967	Art Baxter	Triple Jump	1st	52-4 1/4
	Web Loudat	3,000m Steeplechase	3rd	9:06.60
	George Scott	Three Miles	3rd	14:01.60
	Frank Burgasser	Javelin	5th	233-9
1968	Evin Jaros	Discus	5th	178-00
	Adrian DeWindt	3,000m Steeplechase	6th	9:02.8
1972	Chuck Steffes	Triple Jump	6th	50-11 1/4
1976	Charles Dramiga	400 meters	N/A	N/A
	Michael Solomon*	400 meters	N/A	N/A
1978	Harrison Koroso	3,000m Steeplechase	6th	8:33.60
	Fatwel Kimiayo	400m Hurdles	6th	50.65
	Sammy Kipkurgat	800 meters	5th	1:46.64
1979	Kip Koskei	1,500 meters	3rd	3:39.64
1982	Marty Niebauer	Decathlon	5th	N/A
1983	Ibrahim Hussein	3,000m Steeplechase	8th	8:37.77
1984	Dwayne Rudd	Triple Jump	4th	54-8 3/4
	Ibrahim Kivina	10,000 meters	2nd	28:06.00
1985	Gary Kinder*	Decathlon	2nd	7,959
1987	Bill Mangan	5,000 meters	9th	14:06.80
1989	Simon Arkell*	Pole Vault	6th	17-10 1/4
	Darren Crawford	Shot Put	6th	60-3
	Bill Mangan	5,000 meters	8th	14:19.95
1990	Simon Arkell	Pole Vault	3rd	18 1/2
1991	Simon Arkell	Pole Vault	T5th	18 1/2
2003	Matt Gonzales	10,000 meters	3rd	28:26.88

**Bold** denotes a current UNM athlete

Athletes are considered First Team recipients unless otherwise noted

# indicates the athlete was an Honorable Mention All-American

\* indicates the athlete participated in the Olympic Games

\* indicates that performance has been adjusted based on the NCAA altitude conversion

# ALL-AMERICANS

## MEN'S OUTDOOR ALL-AMERICANS, CONT.

YEAR	ATHLETE	EVENT	FINISH	TIME/MARK
2004	Matt Gonzales	10,000 meters	4th	29:58.05
2007	Jeremy Johnson	10,000 meters	7th	29:09.01
2008	Robert Caldwell	Pole Vault	6th	17-2 3/4
	Jeremy Johnson	10,000 meters	7th	29:06.13
2009	Chris Barnicle	10,000 meters	13th	29:21.33
	Lee Emanuel	1,500 meters	3rd	3:39.66
	Anthony Fairbanks	Javelin	9th	222-5
2010	Lee Emanuel	1,500 meters	6th	3:48.61
2011	Rory Fraser	5,000 meters	6th	13:39.40
	Keith Gerrard	10,000 meters	7th	28:36.33
2012	Floyd Ross	Triple Jump	2nd	54-6
2013	Floyd Ross	Triple Jump	3rd	52-11
	<b>Luke Caldwell</b>	5,000 meters	8th	13:55.55
	<b>Django Lovett#</b>	High Jump	21st	6-8 3/4

## WOMEN'S INDOOR ALL-AMERICANS

YEAR	ATHLETE	EVENT	FINISH	TIME/MARK
2009	Deanna Young	Triple Jump	12th	42-2
2010	Sandy Fortner	Pentathlon	3rd	4,156 points
2011	Natalie Gray, 2nd Team	5,000 meters	14th	16:44.36
	Ruth Senior, 2nd Team	5,000 meters	10th	16:18.38
	Deanna Young, 2nd Team	Triple Jump	11th	41-11 1/4
2012	Sarah Waldron	5,000 meters	8th	16:07.04
2013	Josephine Moultrie, 2nd Team	3,000 meters	10th	9:14.84

## WOMEN'S OUTDOOR ALL-AMERICANS

1976-81 – AIAW National Championships

YEAR	ATHLETE	EVENT	FINISH	TIME/MARK
1970	Barbara Butler	Discus	2nd	135-10
		Shot Put	4th	40-3
1971	Barbara Butler	Discus	1st	142-5
	Lisa Chivario	Long Jump	2nd	19-6
		100y Hurdles	5th	11.5

1973	Lisa Chivario	200m Hurdles	3rd	28.9
		Long Jump	4th	18-1
	Barbara Butler	Discus	4th	139-8
1976	Karen Cramond	Two Miles	5th	10:38.0
		Three Miles	3rd	16:16.8
	Susan Vigil	800 meters	5th	2:08.99
1978	Cindy Ashby	800 meters	6th	2:08.93
	Susan Vigil	800 meters	4th	2:07.93
1979	Susan Vigil	800 meters	1st	2:04.1
	R. Dramiga, L. Brasher, M. Metcalf, S. Vigil	Two-Mile Relay	2nd	8:43.52
1981	Michelle Mathias	200 meters	4th	23.77
	C. Zepherin, A. Fields, P. Mallory, M. Mathias	4x100m Relay	5th	45.63
1990	Lavern Clarke	Long Jump	8th	19-11.75
		Triple Jump	8th	42-01.50
1996	Tangi Galloway	10,000 meters	4th	34:07.01
	Sara Nicholson	Javelin	12th	150-05
2008	Katie Coronado	Javelin	2nd	179-06
2009	Michelle Corrigan	10,000 meters	8th	32:20.24
	Katie Coronado	Javelin	11th	161-6
2010	Deanna Young	Triple Jump	14th	41-10 1/2
2012	Sarah Waldron	10,000 meters	6th	32:58.84
2013	<b>Charlotte Arter</b> , 2nd Team	1,500 meters	14th	4:19.27!
	<b>Chloe Anderson</b> , 2nd Team	1,500 meters	15th	4:19.82!
	Josephine Moultrie#	1,500 meters	24th	4:31.86!

## ACADEMIC

YEAR	ATHLETE
2004	Mark Johnson (First Team)
2006	Frank Hemingway (Second Team)
2007	Jeremy Johnson (Third Team)
2012	Sarah Waldron (2nd Team All-District)
2013	Imogen Ainsworth (1st-Team All-District)
	<b>Gabe Aragon</b> (Second Team, 1st-Team All-District)
	Thomas Trujillo (Third Team, 1st-Team All-District)

**Bold** denotes a current UNM athlete

Athletes are considered First Team recipients unless otherwise noted

# indicates the athlete was an Honorable Mention All-American

\* indicates the athlete participated in the Olympic Games

\* indicates that performance has been adjusted based on the NCAA altitude conversion



# NATIONAL QUALIFIERS

## MEN'S INDOOR NATIONAL CHAMPIONSHIP QUALIFIERS

YEAR	ATHLETE	EVENT	FINISH	TIME/MARK
1967	Clark Mitchell	600 Yards	N/A	N/A
1971	Reid Cole	600 yards	N/A	1:10.0
	Chuck Steffes	Triple Jump	N/A	N/A
1972	B. Dooley, M. Henry, G. Easterly, R. Cole	Two-Mile Relay	3rd	N/A
1975	Michael Solomon	60 yards	3rd	1:11.0
	J. Miller, J. Allison, T. Snowden, B. Phippen	Two-Mile Relay	N/A	N/A
1976	Charles Dramiga	60 yards	1st	1:10.58
1977	Michael Solomon	60 yards	1st	1:10.01
	Sammy Kipkurgat	800 meters	N/A	N/A
1978	Charles Dramiga	44 yards (trials)	2nd	48.59
		44 yards (finals)	7th	49.31
		60 yards (trials)	5th	1:10.78
		60 yards (finals)	4th	1:10.16
	Fatwel Kimiayo	60y Hurdles (trials)	2nd (ht.)	7.31
		60y Hurdles (quarters)	2nd (ht.)	7.22
		60y Hurdles (semis)	3rd (ht.)	7.26
		60y Hurdles (finals)	6th	7.33
	Sammy Kipkurgat	1,000 yards (trials)	12th	2:13.86
	Jeremiah Ongwae	600 yards (trials)	13th	1:12.49
	J. Quade , M. Romero , J. Ongwae , S. Kipkurgat	Two-Mile Relay	1st	7:27.53
1979	Fatwel Kimiayo	60y Hurdles (trials)	2nd (ht.)	7.32
		60y Hurdles (quarters)	11th	7.36
	Jeremiah Ongwae	880 yards (trials)	2nd (ht.)	1:52.88
		880 yards	5th	1:54.21
1983	I. Hussein, R. Martinez, R. Moore , P. Serna	Two-Mile Relay	N/A	N/A
1984	Ibrahim Hussein	1,000 yards	N/A	N/A
	Dwayne Rudd	Long Jump	3rd	N/A
		Triple Jump	8th	N/A
1987	Simon Arkell	Pole Vault	9th	16-11
1989	Simon Arkell	Pole Vault	7th	17-10 1/4
1990	Simon Arkell	Pole Vault	N/A	17-4
	Darren Crawford	Weight Throw	3rd	63-9

1993	Chip Smith	3,000 meters	12th	N/A
2005	Matt Gonzales	5,000 Meters	4th	13:45.72
2006	Robert Caldwell	Pole Vault	T-8th	17-6 1/2
	Derek Mackel	Pole Vault	NH	---
2009	Lee Emanuel	Mile Run (prelims)	4th	4:01.61
		Mile Run (finals)	1st	4:00.36
	Rory Fraser	5,000 meters	11th	14:10.35
	Jarrin Solomon	400m Dash	5th	46.66
	D. Bishop, D. Roberts R. Steadman, M. Ashton	Distance Medley Relay	18th	9:52.43
2010	Chris Barnicle	5,000 meters	4th	13:43.20
	Lee Emanuel	Mile Run (prelims)	2nd	4:02.95
		Mile Run (finals)	1st	3:59.26
		3,000 meters	12th	8:19.35
	Rory Fraser	3,000 meters	6th	8:12.88
		5,000 meters	13th	14:07.77
2011	Ross Millington	3,000 meters	11th	8:08.40
	<b>G. Aragon</b> , D. Bishop, <b>S. Evans</b> , R. York	Distance Medley Relay	6th	9:31.50
2012	Ross Millington	3,000 meters	13th	8:08.73
	Floyd Ross	Triple Jump	8th	51-10 1/2
	<b>Kendall Spencer</b>	Long Jump	1st	26-3 1/2
2013	Floyd Ross	Triple Jump	8th	52-0
	<b>Luke Caldwell</b>	5,000 meters	8th	13:46.44
	<b>Kendall Spencer</b>	Long Jump	N/A	ND

## MEN'S OUTDOOR NATIONAL CHAMPIONSHIP QUALIFIERS

YEAR	ATHLETE	EVENT	FINISH	TIME/MARK
1957	Buster Quist	Javelin	6th	221-5
1958	Buster Quist	Javelin	2nd	239-9
1959	Dick Howard*	400m Hurdles	1st	50.6
	Buster Quist	Javelin	2nd	238-10
1961	Adolph Plummer	440 yards	1st	44.62
1962	Adolph Plummer	440 yards	N/A	N/A
	Ken Medley	Long Jump (qualifying)	N/A	N/A
		Long Jump (finals)	5th	25-5 3/4
1963	Don Broadus	Javelin (qualifying)	16th	220-3 1/2
	Larry Kennedy	Discus (qualifying)	T-9th	161-5
	Larry Kingsley	High Jump (qualifying)	T-8th	6-5
	Ken Medley	Long Jump (qualifying)	8th	24-9 1/2
		Triple Jump (qualifying)	10th	45-5 3/4

**Bold** denotes a current UNM athlete

\* indicates that performance has been adjusted based on the NCAA altitude conversion

# NATIONAL QUALIFIERS

## MEN'S OUTDOOR NATIONAL CHAMPIONSHIP QUALIFIERS, CONT.

YEAR	ATHLETE	EVENT	FINISH	TIME/MARK
1964	Larry Kennedy	Discus	1st	185-2 1/2
1965	Jeff Brannon	High Jump	N/A	N/A
	Frank Burgasser	Javelin	N/A	N/A
	Art Carter	440 yards	N/A	N/A
	Larry Kennedy	Discus	N/A	N/A
	Bernie Rivers	100 yards	N/A	N/A
	Clarence Robinson	Triple Jump	1st	50-2
		Long Jump	1st	25-10 1/2
	A. Carter, W. Little, E. Lloyd, B. Rivers	4x110y Relay	N/A	N/A
	A. Carter, W. Little, E. Lloyd, B. Rivers	4x440y Relay	N/A	N/A
1966	Art Baxter	Triple Jump	4th	51 1/4
	Steve Caminiti	100 yards (semis)	T-9th	9.6
	Web Loudat	3,000m Steeplechase	N/A	N/A
	Rene Matison	100 yards	4th	9.5
	Bernie Rivers	220 yards (prelims)	N/A	21.6
		200 yards (semifinals)	N/A	N/A
	Ira Robinson	Long Jump	4th	24-5
	B. Rivers, S. Caminiti	4x110y Relay	4th	40.7
	R. Matison, J. Singer			
	J. Singer, A. Baxter, P. Cox, R. Matison	4x440y Relay (semis)	7th	3:10.2
1967	Art Baxter	Triple Jump	1st	52-4 1/4
	Frank Burgasser	Javelin (qualifying)	5th	228-2
		Javelin (finals)	5th	233-9
	Steve Caminiti	100 yards (prelims)	T-18th	9.8
	Adrian DeWindt	3,000m Steeplechase	13th	9:49.8
	Web Loudat	3,000m Steeplechase	3rd	9:06.6
	Rene Matison	100 yards (qualifying)	3rd (heat)	9.6
		100 yards (semis)	9th	9.5
		220 yards (qualifying)	4th (heat)	21.2
		220 yards (semis)	11th	21.2
	George Scott	Three Miles	3rd	14:01.6
	Joe Powdrell	Pole Vault (qualifying)	T-12th	15-0
1968	Adrian DeWindt	3,000m Steeplechase	6th	9:02.8
	Evin Jaros	Discus (qualifying)	3rd	178-7
		Discus (finals)	5th	178-0

	Phil Kastens	High Jump (qualifying)	T-13th	6-8
	Ake Nilsson	Javelin (qualifying)	3rd	240-7
		Javelin (finals)	9th	225-8
1969	Evin Jaros	Discus (qualifying)	N/A	185-9
1970	Evin Jaros	Discus (qualifying)	T-12th	172-3
	Chuck Steffes	Triple Jump (qualifying)	15th	48-7 3/4
1972	Charles Steffes	Triple Jump (qualifying)	4th	53-0
		Triple Jump (finals)	6th	50-11 1/4
1976	Charles Dramiga	400 meters	N/A	N/A
	Michael Solomon*	400 meters	N/A	N/A
1978	Peter Butler	5,000 meters (semis)	18th	14:55.4
	Charles Dramiga	400 meters (trials)	20th	47.58
	Greg Farmer	Hammer (qualifying)	18th	189-10
	Fatwel Kimiayo	100m Hurdles (trials)	2nd (ht.)	13.68
		100m Hurdles (semis)	15th	14.34
		400m Hurdles (trials)	1st (ht.)	50.81
		400m Hurdles (semis)	1st (ht.)	50.22
		400m Hurdles (finals)	6th	50.65
	Sammy Kipkurgat	800 meters (trials)	1st (ht.)	1:49.57
		800 meters (semis)	3rd (ht.)	1:47.97
		800 meters (finals)	5th	1:46.64
	Harrison Koroso	3,000m SC (semis)	2nd (ht.)	8:42.45
		3,000m SC (finals)	6th	8:33.60
	Jeremiah Ongwae	400 meters (trials)	22nd	47.63
1979	Fatwel Kimiayo	400m Hurdles (trials)	29th	52.77
	Kip Koskei	1,500 meters (semis)	3rd (ht.)	3:43.60
	1,500 meters (finals)	3rd	3:39.64	
	Jeremiah Ongwae	800 meters (trials)	2nd (ht.)	1:49.64
		800 meters (semis)	14th	1:52.00
1982	Marty Niebauer	Decathlon	N/A	N/A
1983	Dwayne Rudd	Triple Jump (qualifying)	18th	52- 7 1/4
	Ibrahim Hussein	3,000m SC (semis)	6th (ht.)	8:38.05
		3,000m SC (finals)	8th	8:37.77
1984	Dwayne Rudd	100 meters	N/A	N/A
		Triple Jump	4th	54-8 3/4
	Ibrahim Kivina	10,000 meters	2nd	28:06.00
1985	Ted Crouch	Hammer Throw	N/A	N/A
	Gary Kinder*	Decathlon	2nd	7,959
	Fidelis Ndyabagye	Long Jump	N/A	N/A
1986	Gabriel Okon	100 meters	7th (prelims)	10.77
		200 meters	7th (prelims)	21.37
1987	Simon Arkell	Pole Vault	---	NH
	Bill Mangan	5,000 meters	9th	14:06.80
	Gabriel Okon	100 meters	7th (prelims)	10.55
		200 meters	6th (prelims)	21.11

**Bold** denotes a current UNM athlete

\* indicates that performance has been adjusted based on the NCAA altitude conversion



# NATIONAL QUALIFIERS

## MEN'S OUTDOOR NATIONAL CHAMPIONSHIP QUALIFIERS, CONT.

YEAR	ATHLETE	EVENT	FINISH	TIME/MARK
1989	Chris Warner	Decathlon	10th	7,293
	Simon Arkell*	Pole Vault	6th	17-10 1/4
	Darren Crawford	Shot Put	6th	60-3
1990	Bill Mangan	5,000 meters	8th	14:19.95
	Simon Arkell	Pole Vault (qualifying)	T-1st	17 3/4
		Pole Vault (finals)	3rd	18 1/2
1991	Darren Crawford	Shot Put	16th	55-11
	Simon Arkell	Pole Vault	T-5th	18 1/2
	Tony Ezuika	400 meters	---	NT
1992	Ivar Hella	High Jump	12th	6-11 1/2
1998	Stephen Dunbar	Hammer	18th	N/A
2000	Stephen Dunbar	Hammer	11th	191-5
2003	Matt Gonzales	10,000 meters	3rd	28:26.88
2004	Matt Gonzales	10,000 meters	4th	29:58.05
2005	Mark Johnson	Decathlon	15th	7,277
	Dan Feltman	Decathlon	16th	6,794
	Matt Keeran	Javelin	15th	197-11
2006	Robert Caldwell	Pole Vault (qualifying)	NH	---
	Derek Mackel	Pole Vault (qualifying)	NH	---
2007	Jeremy Johnson	10,000 meters	7th	29:09.01
	Jarrin Solomon	400 meters (prelims)	17th	47.08
2008	Mat Ashton	10,000 meters	10th	29:22.59
	Robert Caldwell	Pole Vault (qualifying)	T-1st	17-2 3/4
		Pole Vault (finals)	6th	17-2 3/4
2009	Lee Emanuel	1,500 meters (semis)	16th	3:44.58
	Jeremy Johnson	10,000 meters	7th	29:06.13
	Mat Ashton	10,000 meters	16th	29:42.60
	Chris Barnicle	10,000 meters	13th	29:21.33
	Lee Emanuel	1,500 meters	3rd	3:39.66
	Anthony Fairbanks	Javelin	9th	222-5
	Rory Fraser	5,000 meters (prelims)	26th	14:46.51
	Jacob Kirwa	5,000 meters (prelims)	18th	14:09.45
2010	Jarrin Solomon	400 meters (prelims)	21st	46.70
	Chris Barnicle	10,000 meters	DNF	---
	Lee Emanuel	1,500 meters	6th	3:48.61

2011	Jacob Kirwa	5,000 meters	18th	14:11.83
	Lamaar Thomas	100 meters (prelims)	22nd	10.65
	David Bishop	1,500 meters (prelims)	20th	3:52.30
	Rory Fraser	5,000 meters	6th	13:39.40
	Nicholas Kipruto	5,000 meters	11th	13:48.52
2012	<b>Django Lovett</b>	High Jump	22nd	6-8 3/4
	Ross Millington	5,000 meters	DNF	---
	Floyd Ross	Triple Jump	2nd	54-6
	Beejay Lee	100 meters	20th	10.28
	<b>Django Lovett</b>	High Jump	19th	7 1/2
2013	<b>Richard York</b>	Decathlon	N/A	N/A
	Floyd Ross	Triple Jump	3rd	52-11
	<b>Luke Caldwell</b>	5,000 meters	8th	13:55.55
	<b>Django Lovett</b>	High Jump	21st	6-8 3/4

## WOMEN'S INDDOOR NATIONAL CHAMPIONSHIP QUALIFIERS

YEAR	ATHLETE	EVENT	FINISH	TIME/MARK
1980	Regina Dramiga	600 meters	(prelims)	1:33.4
	Terry Helleck	Shot Put	(prelims)	43-7
	Margaret Metcalf	High Jump	11th	5-9
	Diann Warren	Long Jump	(prelims)	N/A
	P. Mallory, P. Gutierrez	4x220y Relay	(prelims)	N/A
1984	D. Warren, J. Davis			
	M. Metcalf, G. Bassett	4x440y Relay	(prelims)	3:56.7
	J. Davis, R. Dramiga			
	Barbara Bell	55 meters	N/A	N/A
	Shannon Vessup	500 meters	N/A	N/A
2003	Bridgid Isworth	Pole Vault (qualifying)	T12th	12-11 1/2
2008	Sandy Fortner	Pentathlon	12th	3,905
2009	Deanna Young	Triple Jump	12th	42-2
2010	Sandy Fortner	Pentathlon	3rd	4,156 points
2011	Natalie Gray	5,000 meter	14th	16:44.36
	Ruth Senior	5,000 meter	10th	16:18.38
2012	Deanna Young	Triple Jump	11th	41-11 1/4
	Josephine Moultrie	Mile Run (prelims)	8th	4:49.56
2013	Sarah Waldron	5,000 meters	8th	16:07.04
	Josephine Moultrie	3,000 meters	10th	9:14.84

**Bold** denotes a current UNM athlete

\* indicates that performance has been adjusted based on the NCAA altitude conversion

# NATIONAL QUALIFIERS

## WOMEN'S OUTDOOR NATIONAL CHAMPIONSHIP QUALIFIERS

1971-81 – AIAW National Championships

YEAR	ATHLETE	EVENT	FINISH	TIME/MARK
Year	Athlete	Event	Finish	Time/Mark
1970	Barbara Butler	Discus	2nd	135-10
	Barbara Butler	Shot Put	4th	40-03.00
1971	Barbara Butler	Discus	1st	142-05
	Lisa Chivario	Long Jump	2nd	19-06.00
	Lisa Chivario	100y Hurdles	5th	11.5
1973	Barbara Butler	Discus	4th	139-07
	Lisa Chivario	200m Hurdles	3rd	28.9
	Lisa Chivario	Long Jump	4th	18-01.00
1975	Laurie Gilliland	400m Hurdles	N/A	N/A
1976	Karen Cramond	Two Miles	5th	10:38.0
	Karen Cramond	Three Miles	3rd	16:16.8
	Laurie Gilliland	400m Hurdles	DNS	---
	Susan Vigil	800 meters	N/A	N/A
1977	Laurie Gilliland	400m Hurdles	DNS	---
1978	Cindy Ashby	800 meters	N/A	N/A
	Susan Vigil	800 meters	N/A	N/A
1979	Regina Dramiga	400m Hurdles (semis)	N/A	N/A
	Susan Vigil	800 meters	1st	N/A
	Dramiga, L. Brasher	Two-Mile Relay	N/A	N/A
	M. Metcalf, S. Vigil			
1980	Regina Dramiga	400m Hurdles	N/A	N/A
1981	Regina Dramiga	800 meters (semifinals)	15th	2:11.31
	Amanda Fields	100 meters (semifinals)	10th	11.67
	Michelle Mathias	200 meters	4th	23.77
	C. Zepherin, A. Fields,	4x100m Relay	5th	45.63
	P. Mallory, M. Mathias			
1983	Barbara Bell	100 meters (prelims)	11th	11.57
		200 meters (prelims)	14th	23.82
	Margaret Metcalf	800 meters (prelims)	18th	2:12.83
	Sylvia Velay	3,000 meters (prelims)	13th	9:40.65
	Shannon Vessup	400m Hurdles (prelims)	17th	58.94
1984	Barbara Bell	100 meters (semifinals)	11th	11.52
		4x100m Relay	N/A	N/A
1985	Pam Posey	100 meters	N/A	N/A

1989	Carole Roybal	3,000 meters	N/A	N/A
	Darcy Ahner	Heptathlon	16th	5,189
1990	Darcy Ahner	Heptathlon	DNF	---
	Lavern Clarke	Long Jump	8th	19-11 3/4
		Triple Jump	8th	42-1 1/2
	Terrian Florence	100 meters (prelims)	6th	12.00
	Natanya Jones	100 meters (prelims)	6th (heat)	11.86
		100 meters (semifinals)	8th	12.11
1991	Lavern Clarke	Triple Jump	9th	41-5 1/4
1994	Kelly Dix	5,000 meters	14th	36:00.01
1995	Sarah Nicholson	Javelin	18th	142-07
1996	Tangi Galloway	10,000 meters	4th	34:07.01
	Sara Nicholson	Javelin	12th	150-5
1997	Tangi Galloway	10,000 meters	DNF	---
	Sara Nicholson	Javelin	19th	131-2
2002	Kelli Myers	High Jump	NH	---
	Keren Sari-Bentzur	Heptathlon	9th	5,285
2003	Keren Sari-Bentzur	Heptathlon	22nd	4,887
2005	Amanda Barnes	Shot Put	23rd	48-7 1/2
2007	Ariel Burr	400 meters (prelims)	25th	54.19
	Katie Coronado	Javelin (qualifying)	16th	156-07
	Timmie Murphy	5,000 meters (semis)	27th	17:01.91
2008	Katie Coronado	Javelin (qualifying)	3rd	178-11
		Javelin (finals)	2nd	179-6
	Sandy Fortner	Heptathlon	24th	4,649
	Tiyana Peters	High Jump (qualifying)	T-23rd	5-7
2009	Nicky Archer	10,000 meters	14th	34:57.83
	Katie Coronado	Javelin	11th	161-6
	Michelle Corrigan	10,000 meters	8th	34:20.24
	Ashley Gibson	1,500 meters (prelims)	22nd	4:23.99
2010	Sandy Fortner	Hepthathlon	DNF	---
	Ruth Senior	3,000m SC (prelims)	17th	10:20.45
	Deanna Young	Triple Jump	14th	41-10 1/2
2011	Ruth Senior	10,000 meters	9th	35:04.52
	Alesha Walker	Long Jump	18th	20-2 1/4
	Deanna Young	Triple Jump	21st	40-6 3/4
2012	Ruth Senior	3,000m SC (prelims)	15th	10:13.48
	Sarah Waldron	10,000 meters	6th	32:58.84
2013	<b>Charlotte Arter</b>	1,500 meters	14th	4:19.27
	<b>Chloe Anderson</b>	1,500 meters	15th	4:19.82
	Josephine Moultrie	1,500 meters	24th	4:31.86

**Bold** denotes a current UNM athlete

\* indicates that performance has been adjusted based on the NCAA altitude conversion



# CONFERENCE CHAMPIONS

## MEN'S INDOOR CONFERENCE CHAMPIONS

YEAR	ATHLETE	EVENT	TIME/MARK
1970	Chuck Schuch	Two Miles	8:57.70
	Paul Quinet	Long Jump	25-1
1971	Reid Cole	600 Yards	1:10.90
1972	Cole, Dooley, Easterly, Henry	2-Mile Relay	7:34.70
1973	Reid Cole	600 Yards	1:11.12
	Salazar, Ortiz, Easterly, Henry	2-Mile Relay	7:41.44
1974	Michael Solomon	440 Yards	48.30
	Michael Solomon	600 Yards	1:09.60
	Ingemar Jernberg	Pole Vault	16-4
	James, Henry, Skinner, Solomon	Mile Relay	3:14.70
1975	Mel Powers	60y Hurdles	7.20
	Michael Solomon	600 Yards	1:09.70
	James, Powers, Phippen, Solomon	Mile Relay	3:16.30
	Snowden, Phippen, Page, Miller	2-Mile Relay	7:42.50
1976	Michael Solomon	600 Yards	1:10.66
	Lionel Ortega	3-Mile Run	13:55.57
	Giron, Dramiga, Powers, Solomon	Mile Relay	3:14.44
	Snowden, Drury Miller, Quade	2-Mile Relay	7:36.80
1977	Michael Solomon	600 Yards	1:09.37
	Sammy Kipkurgat	880 Yards	1:50.46
	Sammy Kipkurgat	1,000 Yards	2:11.77
1978	Jeremiah Ongwae	600 Yards	1:09.09
1979	Fatwel Kimiayo	60y Hurdles	7.35
	Kimiayo, Knop, Quade, Ongwae	Mile Relay	3:17.36
1980	Fatwel Kimiayo	60y Hurdles	7.38
1982	Ibrahim Hussein	1,500 Meters	3:47.62
	Fidelis Ndyabagye	Long Jump	24-3
	Dwayne Rudd	Triple Jump	51-9
1983	Dwayne Rudd	60 Yards	6.28

	Roger Moore	880 Yards	1:53.06
	Ibrahim Hussein	Mile	4:09.84
	Dwayne Rudd	Long Jump	25-1 3/4
	Dwayne Rudd	Triple Jump	52-5
1984	Ibrahim Hussein	Mile	4:12.82
	Fidelis Ndyabagye	Long Jump	24-10 1/2
	Keith, Crawford, Martinez, Hussein	Distance Medley	10:01.66
1985	Fidelis Ndyabagye	Long Jump	24-10
1986	Greg Keith	Mile	4:09.40
1987	Simon Arkell	Pole Vault	17-3 1/2
	Darren Crawford	Shot Put	58-11 1/2
	Clark, Warner, Hayden, Hilliard	Mile Relay	3:22.80
1988	Darren Crawford	Weight Throw	58-10 3/4
	Darren Crawford	Shot Put	60-8 3/4
1989	Simon Arkell	Pole Vault	17-5
1990	Darren Crawford	Weight Throw	65-6 3/4
	Darren Crawford	Shot Put	57-9 3/4
	Simon Arkell	Pole Vault	17-7
	Ivar Hella	High Jump	7-1
	Tony Eziuka	400 Meters	48.76
1991	Chip Smith	3,000 Meters	8:32.85
2004	Mark Johnson	Heptathlon	5,263 points
2005	Ben Ortega	5,000 Meters	14:49.21
	Matt Gonzales	3,000 Meters	8:33.47
2007	Siemon, McCain, Ku. Henry, Solomon	4x400m Relay	3:13.79
2009	Jarrin Solomon	400 meters	47.17
2010	Lee Emanuel	800 meters	1:50.87
	Lee Emanuel	Mile Run	4:05.85
	R. Fraser, Lovato, Millington, Emanuel	DMR	10:01.74
2011	<b>Richard York</b>	Heptathlon	5,533 points
2012	<b>Gabe Aragon</b>	800 meters	1:51.24
	Ross Millington	Mile Run	4:07.23
	Floyd Ross	Triple Jump	51-7 1/4
	<b>Kendall Spencer</b>	Long Jump	25-7 1/2
2013	<b>Alex Herring</b>	800 meters	1:50.59
	<b>Luke Caldwell</b>	3000 meters	8:14.66

**Kendall Spencer**  
Floyd Ross  
**Django Lovett**  
**Richard York**

5000 meters 14:30.30  
Long Jump 24-9 3/4  
Triple Jump 51-11  
High Jump 6-11  
Heptathlon 5,590 points

1963-99  
2000-current

Western Athletic Conference  
Mountain West Conference

## MEN'S OUTDOOR CONFERENCE CHAMPIONS

YEAR	ATHLETE	EVENT	TIME/MARK
1958	Buster Quist	Javelin	230-7
	Monte Doyle	Pole Vault	13-6
1959	Dick Howard	440 yards	47.60
	Dick Howard	220y Hurdles	22.60
	Buster Quist	Javelin	215-3
1960	Adolph Plummer	440 yards	47.40
	Adolph Plummer	220 yards	21.50
	Jim Dupree	880 yards	1:50.60
1961	Adolph Plummer	440 yards	47.10
	Adolph Plummer	220 yards	20.90
	Jim Whitfield	100 yards	9.70
	Del Blanks	Long Jump	25-7
	Barnes, Whitfield, Steward, Plummer	Mile Relay	3:12.60
1962	R.P. Waters	Shot Put	53-11 3/4
	Adolph Plummer	440 yards	46.20
	Adolph Plummer	220 yards	21.70
1963	Adolph Plummer	440-yards	44.90
	Clarence Robinson	Triple Jump	46-10 1/4
	Clarence Robinson	Long Jump	24 1/4
1964	Dean Lehman	Pole Vault	14-6
	Larry Kennedy	Discus	178-8 1/2
	John Baker	Mile	4:12.30
	Fred Knight	330y Hurdles	36.80
	Carter, Little, Sillman, Rivers	440y Relay	41.30

1958-62  
1963-99  
2000-current

Skyline Conference  
Western Athletic Conference  
Mountain West Conference

# CONFERENCE CHAMPIONS

## MEN'S OUTDOOR CONFERENCE CHAMPIONS, CONT.

YEAR	ATHLETE	EVENT	TIME/MARK
1965	Bernie Rivers	100 yards	9.30
	Web Loudat	Two Miles	9:12.30
	Clarence Robinson	Triple Jump	52-8
	Clarence Robinson	Long Jump	25-7 1/2
	Matison, Rivers, Singer, Caminiti	440y Relay	40.80
1966	John Baker	Mile	4:09.50
	George Scott	Two Miles	9:11.70
	Clark Mitchell	880 yards	1:50.60
	Art Carter	220 yards	21.10
1966	Clarence Robinson	Triple Jump	51-6
	Clarence Robinson	Long Jump	25-1 1/2
	Carter, Matison, Mitchell, Head	Mile Relay	3:10.50
1967	George Scott	Mile	4:17.80
	George Scott	Two Miles	9:12.30
	Mike Jeffrey	Discus	167-8
	Frank Burgasser	Javelin	234-4 1/2
	Rivers, Caminiti, Singer, Matison	440y Relay	41.00
	Rivers, Matison, Mitchell, Head	Mile Relay	3:14.80
1968	Ake Nilsson	Javelin	214-9
1969	Ervin Jaros	Discus	180 1/2
1971	Dave Roberts	Mile	4:08.50
1972	Reid Cole	880 Yards	1:49.10
	Ingemar Jernberg	Pole Vault	16-0
	Per-Eric Smiding	Javelin	249-3
1974	Ingemar Jernberg	Pole Vault	16-6
	Glover, Skinner, Henry, Solomon	Mile Relay	3:11.80
1977	Sammy Kipkurgat	800 Meters	1:46.56
	Ongwae, Dramiga, Kipkurgat, Solomon	Mile Relay	3:05.52
1978	Fatwel Kimaiyo	110m Hurdles	13.89

	Fatwel Kimaiyo	400m Hurdles	50.36
1979	Fatwel Kimaiyo	110m Hurdles	14.35
1980	Fatwel Kimaiyo	110m Hurdles	14.35
	Dwayne Rudd	Long Jump	24-3 1/2
1982	Dwayne Rudd	Long Jump	25-4 1/2
1983	Ibrahim Hussein	1,500 Meters	3:47.60
	Ibrahim Hussein	3,000m Steeplechase	8:55.81
	Pete Serna	800 Meters	1:48.02
1984	Dwayne Rudd	Triple Jump	52-10
	Dwayne Rudd	Long Jump	24-8 3/4
1985	Phil Armijo	1,500 Meters	3:59.72
	Willie Goldsmith	110m Hurdles	14.33
	Gary Kinder	Decathlon	7,440 points
	Fidel Ndyabagye	Long Jump	26-1 3/4
1986	Greg Keith	1,500 Meters	3:45.87
1987	Bill Mangan	10,000 Meters	31:03.88
	Darren Crawford	Shot Put	57-5 3/4
	Gabriel Okon	100 Meters	10.27
	Gabriel Okon	200 Meters	20.71
1989	Simon Arkell	Pole Vault	17-9
	Darren Crawford	Shot Put	59 3/4
	Bill Mangan	5,000 Meters	14:50.10
1990	Simon Arkell	Pole Vault	17-7
	Darren Crawford	Shot Put	58 3/4
	Darren Crawford	Discus	167-8
	Willie Garcia	400 meters	47.50
1991	Simon Arkell	Pole Vault	17-1 1/2
	Donnie Lujan	Javelin	225-4
	Tony Eziuka	400 Meters	46.20
1992	Ivar Hella	High Jump	6-11 3/4
1993	Bob Marchetti	High Jump	7-3
1994	Kimani Harper	High Jump	7 1/2
1997	Jeremy Vehar	5,000 Meters	14:19.44
2001	Ben Ortega	10,000 Meters	30:02.00
2002	Mark Johnson	Decathlon	6,773 points
2004	Hank Baskett	High Jump	6-11
	Matt Gonzales	5,000 Meters	14:12.59
2005	Dan Feltman	Decathlon	7,250 points

	Matt Keeran	Javelin	211-5
2007	Jarrin Solomon	400 Meters	46.50
2008	Robert Caldwell	Pole Vault	18-1
	Lee Emanuel	1,500 Meters	3:47.62
2009	Jarrin Solomon	400 meters	45.68
	Jacob Kirwa	5000 meters	14:47.87
2010	Lee Emanuel	1,500 meters	3:44.99
	Chris Barnicle	5,000 meters	14:18.20
	Jacob Kirwa	10,000 meters	31:42.53
	<b>Richard York</b>	Decathlon	7,292 points
2011	Nicholas Kipruto	10,000 meters	32:42.73
	<b>Django Lovett</b>	High Jump	7-1 3/4
	<b>Kendall Spencer</b>	Long Jump	23-10 3/4
	<b>Richard York</b>	Decathlon	7,212 points
2012	Beejay Lee	200 meters	21.04
	<b>Sam Evans</b>	1,500 meters	3:56.25
2013	<b>Alex Herring</b>	800 meters	1:49.06
	<b>Elmar Engholm</b>	3,000 steeplechase	8:59.16
	<b>Luke Caldwell</b>	5,000 meters	14:30.00
		10,000 meters	30:27.71
	<b>Kendall Spencer</b>	Long Jump	24-6 1/2
	Floyd Ross	Triple Jump	51-2 3/4
	<b>Django Lovett</b>	High Jump	7 1/2

1958-62  
1963-99  
2000-current

Skyline Conference  
Western Athletic Conference  
Mountain West Conference

\* indicates that performance has been adjusted based on the NCAA altitude conversion



# CONFERENCE CHAMPIONS

## WOMEN'S INDOOR CONFERENCE CHAMPIONS

YEAR	ATHLETE	EVENT	TIME/MARK
1991	Lavern Clarke	Triple Jump	42 1/4
1993	Aura Cook	High Jump	5-8 3/4
2001	Monique Harris	Triple Jump	40 3/4
2002	Monique Harris	Triple Jump	41-2 1/4
2003	Bridgid Isworth	Pole Vault	13-2 1/2
	Keren Sari-Bentzur	Pentathlon	3,845
	Keren Sari-Bentzur	Long Jump	19-1 1/4
2007	Tiyana Peters	High Jump	5-10
	Ariel Burr	400 Meters	53.73
2008	Sandy Fortner	Pentathlon	4,005
	Tiyana Peters	High Jump	5-7
2010	Sandy Fortner	Pentathlon	4,147 points
2011	Ruth Senior	3,000 meters	9:45.24
	Precious Selmon	60m Hurdles	8.41
	Deanna Young	Triple Jump	43-2 1/2
2012	Shirley Pitts	400 meters	53.89
	Josephine Moultrie	Mile Run	5:07.80
2013	Josephine Moultrie	800 meters	2:10.04
		Mile Run	4:42.33
	Kendra Schaaf	5,000 meters	16:48.35

1991-99 Western Athletic Conference  
2000-current Mountain West Conference

## WOMEN'S OUTDOOR CONFERENCE CHAMPIONS

YEAR	ATHLETE	EVENT	TIME/MARK
1977	Tecia Chemabwai	400m	54.81
	Debbie Davis	Shot Put	40 1/2
	Laurie Gilliland	400m Hurdles	1:03.39
	Gutierrez, Hagg, Cunningham, Gibbs	440y Relay	48.85
	Cunningham, Vigil	Mile Relay	3:50.6
	Gibbs, Chemabwai		

1983	Barbara Bell	100 Meters	11.66
	Barbara Bell	200 Meters	23.59
	Shannon Vessup	400 Meters	54.64
	Joan Sterrett	800 Meters	2:10.30
	Mary Goodwin	Long Jump	19 1/2
	Goodwin, Bell, Boronell, Vessup	4x100m Relay	46.98
	Sterrett, Bell, Metcalf, Vessup	4x400m Relay	3:47.20
1984	Barbara Bell	100 Meters	11.66
	Barbara Bell	200 Meters	23.89
	Posey, Bell, Vessup, Mack	4x100m Relay	45.59
	Vessup, Richardson, Sterrett, Bell	4x400m Relay	3:46.21
	Shannon Vessup	400m Hurdles	57.99
	Tara Spurlock	Long Jump	19-8 1/4
1985	Barbara Bell	100 Meters	11.73
	Barbara Bell	200 Meters	24.47
	Kristi Leonard	1,500 Meters	4:27.22
	Posey, Bell, Thompson, Goldston	4x100m Relay	46.20
	Shannon Vessup	400m Hurdles	1:01.45
1986	Michelle Richardson	400m Hurdles	1:01.28
	Kim Werner	High Jump	5-8 1/2
1987	Posey, Thompson, McKinney, Hodge	4x100m Relay	47.03
1988	Hodge, Richardson, Florence, McKinney	4x400m Relay	3:44.61
	Darcy Ahner	Heptathlon	4,871 points
	Catherine McKinney	400m Hurdles	1:00.26
1989	Natanya Jones	400m Hurdles	1:00.78
	Darcy Ahner	Heptathlon	5,373 points
	Annette Dileo	Triple Jump	40-11 1/2
1990	Natanya Jones	100 Meters	11.60
	Natanya Jones	200 Meters	23.83
	McKinney, Jones, Hodges, Florence	4x100m Relay	46.10

	Laughlin, Jones, Florence, McKinney	4x400m Relay	3:43.70
	Lavern Clarke	Long Jump	20-4
	Lavern Clarke	Triple Jump	40-1 1/2
1991	Lavern Clarke	Triple Jump	41-5 3/4
1993	Aura Cook	High Jump	5-8 1/2
1994	Kelly Dix	5,000 Meters	17:24.10
1997	Tangi Galloway	10,000 Meters	34:24.62
1999	Jackie Morgan	10,000 Meters	37:18.01
2000	Monique Harris	Triple Jump	40-2
2001	Monique Harris	Triple Jump	41-7
	Arline Smith	200 Meters	24.03
	Arline Smith	400 Meters	54.24
2002	Monique Harris	Triple Jump	41-7 3/4
2003	Amanda Barnes	Shot Put	48-6 1/4
2004	Bridgid Isworth	Pole Vault	12-7 1/2
	Amanda Barnes	Shot Put	50-11
2007	Tiyana Peters	High Jump	5-8 3/4
	Katie Coronado	Javelin	162-2
2008	Sandy Fortner	Heptathlon	5,641
	Katie Coronado	Javelin	176-01
	Tiyana Peters	High Jump	5-8 3/4
2009	Whitney Johnson	Pole Vault	12-11 1/2
	Katie Coronado	Javelin	174-6
2010	Sandy Fortner	Heptathlon	5,723 points
2011	Natalie Gray	5,000 meters	16:51.46
	Precious Selmon	110m Hurdles	13.64
	Ruth Senior	3,000m Steeplechase	10:34.50
	Deanna Young	Triple Jump	41-10 3/4
2013	Josephine Moultrie	800 meters	2:07.54
		1,500 meters	4:26.25

1983-90 High Country Athletic Conference  
1977, 1991-99 Western Athletic Conference  
2000-current Mountain West Conference



# MOUNTAIN WEST HONORS

## MEN'S ALL-MOUNTAIN WEST INDOOR HONOREES

YEAR	ATHLETES (EVENTS)
2000 (2)	Ian Stewart (400); TEAM (4x400)
2001 (1)	Ben Ortega (3,000)
2002 (3)	Travis Clark (800); TEAM (DMR); Mark Johnson (Pentathlon)
2003 (3)	Matt Gonzales (3,000); TEAM (4x400); Mark Johnson (Pentathlon)
2004 (4)	Chris Garofola (200); Matt Gonzales (Mile); N. Martinez, Jackson, Clarke, Gonzales (DMR); Mark Johnson (Heptathlon)
2005 (5)	Cameron Clarke (800); Ben Ortega (5,000); Matt Gonzales (3,000); Derek Mackel (Pole Vault); Kiptoo-Biwott, Clarke, McCain, Gonzales (DMR)
2006 (4)	Jeremy Johnson (5,000); Siemon, Solomon, Henry, McCain (4x400); Robert Caldwell (Pole Vault); Derek Mackel (Pole Vault)
2007 (4)	Jeremy Johnson (5,000/3,000); Jarrin Solomon (400); Siemon, McCain, Ku. Henry, Solomon (4x400)
2008 (4)	Lee Emanuel (mile); Josh Cosio (High Jump); Dominick Meadows (Triple Jump); Emanuel, Reid, Steadman, Ashton (DMR)
2009 (8)	Lee Emanuel (800); Rory Fraser (3,000); Jermaine, McQueen (200); Dominick Meadows (Long Jump, Triple Jump); Jarrin Solomon (400); Solomon, Reid, Steadman, Roberts (4x400); Fraser, Henry, Emanuel, Bishop (DMR)
2010 (10)	David Bishop (Mile); Lee Emanuel (Mile; 800); Rory Fraser (Mile); Jacob Kirwa (3,000); <b>Kendall Spencer</b> (Long Jump); Lamaar Thomas (60); De'Vron Walker (60 Hurdles); <b>Richard York</b> (Heptathlon); Fraser, Lovato, Millington, Emanuel (DMR)
2011 (9)	David Bishop (Mile Run); Warrick Campbell (Triple Jump); <b>Sam Evans</b> (Mile Run); <b>Django Lovett</b> (High Jump); Ross Millington (3,000); Lamaar Thomas (60); De'Vron Walker (60 Hurdles); <b>Richard York</b> (Heptathlon); Bishop, <b>Evans</b> , <b>Aragon</b> , Millington (DMR)
2012 (12)	<b>Gabe Aragon</b> (800); <b>Sam Evans</b> (Mile); Beejay Lee (60; 200); Ross Millington (Mile); <b>Logan Pflibsen</b> (Pole Vault); Floyd Ross (Triple Jump); <b>Kendall Spencer</b> (Long Jump); <b>Sean Stam</b> (3,000; 5,000); <b>Richard York</b> (Heptathlon); Kipruto, D. Montoya, Everett, <b>Evans</b> (DMR)
2013	(15) <b>Luke Caldwell</b> (Mile; 3,000; 5,000); <b>Sam Evans</b> (Mile); <b>Alex Herring</b> (800); <b>Ridge Jones</b> (60); <b>Charles Lewis</b> (400); <b>Django Lovett</b> (High Jump); <b>Logan Pflibsen</b> (Pole Vault); <b>Kendall Spencer</b> (60; Long Jump); Floyd Ross (Triple Jump; Long Jump); <b>Richard York</b> (Heptathlon); <b>Aragon</b> , <b>Kline</b> , <b>Lewis</b> , D. Montoya (4x400 relay)

## MEN'S ALL-MOUNTAIN WEST INDOOR HONOREES

YEAR	ATHLETES (EVENTS)
2000 (3)	Shannon Kincaid (Long Jump); Tyler Nunn (Javelin); Stephen Dunbar (HT)

2001 (5)	Larry Davis (200); Craig Keish (Javelin); Ben Ortega (5,000/10,000); Lott, Davis, Stewart, Bishop (4x400);
2002 (10)	Quincy Wright (100); Ben Ortega (5,000); David Lloyd (400H); Mark Johnson (Decathlon); Wright, Lloyd, Nance, Lott (4x100); Lloyd, Lott, Bishop, Garofola (4x400); Hank Baskett (High Jump); Mike Powdrell (High Jump); Matt Keeran (Javelin); Guillermo Morrison (Discus)
2003 (8)	Ahmed Raji (200); Matt Gonzales (5,000); David Lloyd (400 H); Hank Baskett (High Jump); Garofola, Lloyd, Jackson, Raji (4x100); Jackson, Lloyd, Lott, Garofola (4x400) Matt Keeran (Javelin); Jason Barkemeyer (SP)
2004 (4)	Matt Gonzales (5,000); Ben Ortega (10,000); Hank Baskett (High Jump); Mark Johnson (Decathlon)
2005 (7)	Jarrin Solomon (400); Matt Keeran (Javelin); Shadrack Kiptoo-Biwott (800/1,500); McCain, Solomon, Henry, White (4x400); Jordan Parker (Discus); Dan Feltman (Decathlon)
2006 (5)	Jarrin Solomon (400); Derek Mackel (Pole Vault); Josh Cosio (High Jump); Mike Powdrell (Long Jump); Siemon, Henry, Solomon, McCain (4x400)
2007 (7)	Jarrin Solomon (400); Brian Vallie (800); Jeremy Johnson (1,500/5,000); Joseph Garcia (10,000); Dan Feltman (Javelin); Siemon, Solomon, Ku. Henry, McCain (4x400)
2008 (5)	Lee Emanuel (1,500); Jeremy Johnson (5,000); Josh Cosio (High Jump); Robert Caldwell (Pole Vault); Anthony Fairbanks (Javelin)
2009 (10)	Chris Barnicle (5,000); Anthony Fairbanks (Javelin); Ty Kirk (Triple Jump); Jacob Kirwa (5,000; 10,000); Jermaine McQueen (200); Dominick Meadows (Long Jump); Jarrin Solomon (400); Trujillo, Solomon, Reid, McQueen (4x100); Reid, Solomon, Clark, Steadman (4x400).
2010 (15)	Chris Barnicle (5,000); David Bishop (1,500); Lee Emanuel (800, 1,500); <b>Sam Evans</b> (800); Rory Fraser (5,000); Ty Kirk (Triple Jump); Jacob Kirwa (10,000); Lamaar Thomas (100); De'Vron Walker (110 Hurdles); Kyle Walker (Pole Vault); Alex Willis (3,000 SC); Brian Wilson (Decathlon); <b>Richard York</b> (Decathlon); Trujillo, D. Montoya, Walker, Thomas (4x400)
2011 (15)	David Bishop (1,500); Warrick Campbell (Triple Jump); <b>Sam Evans</b> (800); Keith Gerrard (5,000); Nicholas Kipruto (5,000, 10,000); <b>Charles Lewis</b> (400 Hurdles); <b>Django Lovett</b> (High Jump); Ross Millington (1,500); Yusuf Muhammad (400 Hurdles); <b>Kendall Spencer</b> (Long Jump); Lamaar Thomas (100); Brian Wilson (Decathlon); <b>Richard York</b> (Decathlon); Trujillo, D. Montoya, Walker, Thomas (4x100)
2012 (11)	<b>Sam Evans</b> (1,500); Nicholas Kipruto (10,000); Beejay Lee (100; 200); <b>Django Lovett</b> (High Jump); <b>Logan Pflibsen</b> (Pole Vault); Floyd Ross (Triple Jump); <b>Kendall Spencer</b> (Long Jump); <b>Sean Stam</b> (10,000); <b>Richard York</b> (Decathlon); <b>Lee</b> , <b>Spencer</b> , Walker, Thomas (4x100)
2013 (10)	<b>Luke Caldwell</b> (5,000; 10,000); <b>Elmar Engholm</b> (1,500; 3,000 steeplechase); <b>Alex Herring</b> (800; 1,500); <b>Django Lovett</b> (High Jump); Floyd Ross (Triple Jump); <b>Kendall Spencer</b> (Long Jump); <b>Patrick Zacharias</b> (5,000)

**Bold** denotes a current UNM athlete

\* indicates that performance has been adjusted based on the NCAA altitude conversion



# MOUNTAIN WEST HONORS

## WOMEN'S ALL-MOUNTAIN WEST INDOOR HONOREES

YEAR	ATHLETES (EVENTS)
2000 (3)	Adwoa Gyasi-Nmako (200); TEAM (4x400); Monique Harris (Triple Jump)
2001 (4)	Coleman, A. Smith, K. Smith, Christofferson (4x400); Keren Sari (Long Jump & Pentathlon); Monique Harris (Triple Jump)
2002 (5)	Baca, K. Smith, Gallegos, Gonzales (DMR); Monique Harris (Long Jump/Triple Jump); Keren Sari-Bentzur (Long Jump/Pentathlon)
2003 (4)	Bridgid Isworth (PV); Keren Sari-Bentzur (Long Jump/Triple Jump/Pentathlon)
2004 (2)	Swann, Hansen-Solum, Lucy, Gallegos (DMR); Amanda Barnes (Shot Put)
2005 (3)	Whitney Johnson (PV); Amanda Barnes (Shot Put/Weight Throw)
2006 (6)	Ariel Burr (400); Riann Lucy (800); Timmie Murphy (3,000); Luna, Zarrella, Lucy, Murphy (DMR); Khristina Curtis (High Jump); Tiwana Peters (High Jump)
2007 (2)	Ariel Burr (400); Tiwana Peters (High Jump)
2008 (4)	Sandy Fortner (Pentathlon/High Jump); Tiwana Peters (High Jump); Deanna Young (Triple Jump)
2009 (4)	Ariel Burr (400); Michelle Corrigan (5,000); Deanna Young (Triple Jump); Darling, Perkins, Wright, Gibson (DMR)
2010 (3)	Sandy Fortner (Pentathlon); Ashley Gibson (Mile); Senior, Brazley, Martin, Gibson (DMR)
2011 (6)	Precious Selmon (60 Hurdles); Ruth Senior (3,000); Sarah Waldron (3,000); Alesha Walker (Long Jump); Deanna Young (Triple Jump); Milner, Perkins, Bleazard, Hardt (DMR)
2012 (11)	Imogen Ainsworth (Mile Run); <b>Samantha Bowe</b> (Pentathlon); Amber Menke (Pole Vault); Josephine Moultrie (800; Mile Run); Lacey Oeding (5,000); Shirley Pitts (400); Precious Selmon (60 Hurdles); Sarah Waldron (3,000); Brazley, Kelchner, Brown, Pitts (4x400); Milner, Brown, Reed, Ainsworth (DMR)
2013 (8)	<b>Casey Dowling</b> (Long Jump); <b>Kirsten Follett</b> (3,000); Amber Menke (Pole Vault); Josephine Moultrie (800, Mile Run); Kendra Schaaf (5,000); Shawna Winnegar (5,000); Brasher, <b>McCray</b> , Mitsos, <b>Weaver</b> (DMR)

## WOMEN'S ALL-MOUNTAIN WEST OUTDOOR HONOREES

YEAR	ATHLETES (EVENTS)
2000 (7)	Adwoa Gyasi-Nmako (200); LeiAnna Matthews (400); Angela Whyte (100H); TEAM (4x100); TEAM (4x400); Monique Harris (Long Jump/Triple Jump)
2001 (3)	Arline Smith (200 & 400); Monique Harris (Triple Jump)
2002 (5)	Kelli Myers (High Jump); Monique Harris (Long Jump/Triple Jump); Keren Sari-Bentzur (Long Jump/Heptathlon)

2003 (3)	Bridgid Isworth (Pole Vault); Amanda Barnes (Shot Put); Keren Sari-Bentzur (Long Jump)
2004 (4)	Jacquelyne Gallegos (1,500); Bridgid Isworth (Pole Vault); Amanda Barnes (Shot Put); Veronica Gonzales (Javelin)
2005 (7)	Kristan Matison (100); Ariel Burr (400); Jacquelyne Gallegos (5,000); Matison, Burr, Shaw, Teske (4x100); Amanda Barnes (Shot Put); Jamie Fishencord (Hammer); Veronica Gonzales (Javelin)
2006 (3)	Ariel Burr (400), Katie Coronado (Jav.); Jacquelyne Gallegos (5,000)
2007 (4)	Ariel Burr (400), Timmie Murphy (5,000); Katie Coronado (Jav.); Tiwana Peters (High Jump)
2008 (6)	Ariel Burr (400); Kara Henry (5,000); Katie Coronado (Jav.); Alesha Walker (Long Jump); Tiwana Peters (High Jump); Sandy Fortner (Heptathlon)
2009 (8)	Nicky Archer (5,000; 10,000); Laura Bowerman (5,000); Katie Coronado (Javelin); Michelle Corrigan (10,000); Ashley Gibson (1,500); Whitney Johnson (Pole Vault); Kim Perkins (400 Hurdles)
2010 (6)	Sandy Fortner (Heptathlon); Ashley Gibson (1,500); Janna Mitsos (5,000); Lacey Oeding (10,000); Ruth Senior (3,000 Steeplechase); Deanna Young (Triple Jump);
2011 (12)	Alex Darling (3,000 Steeplechase); Natalie Gray (5,000); Amber Menke (Pole Vault); Lacey Oeding (10,000); Precious Selmon (100 Hurdles, Long Jump); Ruth Senior (3,000 Steeplechase, 5,000); Sarah Waldron (5,000); Alesha Walker (Long Jump); Deanna Young (Triple Jump); <b>Fisher-Taylor</b> , Brazley, Selmon, Walker (4x100)
2012 (6)	<b>Nathalie Busk</b> (Pole Vault); Shirley Pitts (400); Marin Schweigert (High Jump); Precious Selmon (100 Hurdles); Ruth Senior (10,000); Sarah Waldron (5,000)
2013 (13)	<b>Chloe Anderson</b> (1,500); <b>Charlotte Arter</b> (1,500); Amber Menke (Pole Vault); Josephine Moultrie (800; 1,500); Shirley Pitts (400); Marin Schweigert (High Jump); <b>Margo Tucker</b> (Pole Vault); <b>Yeshemabet Turner</b> (Long Jump; Triple Jump); Shawna Winnegar (5,000; 10,000); Brazley, <b>Howell</b> , <b>McCray</b> , Pitts (4x400 relay)

## MEN'S MOUNTAIN WEST INDOOR ATHLETES OF THE WEEK

YEAR	ATHLETES	DATE
2002	Chris Orrell	Jan. 29
2006	Derek Mackel	Jan 24
2008	Lee Emanuel	Feb. 12
2009	Jarrin Solomon	Jan. 27
	Lee Emanuel	Feb. 10
2010	Lee Emanuel	Feb. 2
	Lee Emanuel	Feb. 16
2011	<b>Richard York</b>	Feb. 8
2012	Ross Millington	Feb. 14
2013	<b>Richard York</b>	Feb. 5
	<b>Luke Caldwell</b>	Feb. 11

**Bold** denotes a current UNM athlete

\* indicates that performance has been adjusted based on the NCAA altitude conversion

# MOUNTAIN WEST HONORS

## MEN'S MOUNTAIN WEST OUTDOOR ATHLETES OF THE WEEK

YEAR	ATHLETES	DATE
2002	David Lloyd	March 26
	Ben Ortega	April 25
2003	Matt Gonzales	April 1
2004	Mark Johnson	April 7
	Matt Gonzales	May 4
2005	Derek Mackel	April 12
2007	Anthony Fairbanks	March 21
	Jarrin Solomon	April 3
	Jeremy Johnson	April 17
2008	Anthony Fairbanks	March 21
	Lee Emanuel	April 15
	Jeremy Johnson	May 6
2009	Lee Emanuel	April 14
	Lee Emanuel	April 21
2010	Lee Emanuel	April 20
	Chris Barnicle	May 4
2012	<b>Kendall Spencer</b>	April 10
	Floyd Ross	May 1
2013	<b>Kendall Spencer</b>	April 9

## WOMEN'S MOUNTAIN WEST INDOOR ATHLETES OF THE WEEK

YEAR	ATHLETES	DATE
2001	Monique Harris	Feb. 7
	Keren Sari	Feb. 14
2002	Monique Harris	Jan. 29
2010	Ashley Gibson	Feb. 16
2013	Amber Menke	Jan. 15
	Josephine Moultrie	Jan. 29

## WOMEN'S MOUNTAIN WEST OUTDOOR ATHLETES OF THE WEEK

YEAR	ATHLETES	DATE
2000	Monique Harris	March 21
	Adwoa Gyasi-Nmako	April 4
2002	Kelli Myers	May 7
2005	Amanda Barnes	April 26
2007	Katie Coronado	April 17

2009	Katie Coronado	April 7
2010	Deanna Young	Apr 6
	Ruth Senior	May 4
2011	Ruth Senior	April 19
2012	Sarah Waldron	April 10
	Sarah Waldron	May 1
2013	<b>Charlotte Arter</b>	April 2

## OTHER MWC AWARDS/HONORS

2002  
Matt Henry – Men's Outdoor Coach of the Year

2003  
Keren Sari-Bentzur – Indoor High Point Award (30)

2008  
Robert Caldwell (PV) – Men's Outdoor Outstanding Performance  
Katie Coronado (Jav.) – Women's Outdoor Outstanding Performance

2009  
Jarrin Solomon (400) – Men's Outdoor Outstanding Performance  
Katie Coronado (Jav.) – Women's Outdoor Outstanding Performance  
Lee Emanuel (Mile) – Men's Indoor Student-Athlete of the Year

2010  
Sandy Fortner (Heptathlon) – Women's Indoor Outstanding Performance  
Sandy Fortner (Heptathlon) – Women's Indoor Student-Athlete of the Year  
Lee Emanuel (Mile) – Men's Indoor Student-Athlete of the Year  
Lee Emanuel (1500) – Men's Outdoor Student-Athlete of the Year

2011  
**Richard York** (Heptathlon) – Men's Indoor Outstanding Performance  
**Richard York** (Decathlon) – Men's Outdoor Outstanding Performance

2012  
**Kendall Spencer** (Long Jump) – Men's Indoor Student-Athlete of the Year

2013  
**Luke Caldwell** (Distance) – Men's Indoor Student-Athlete of the Year  
**Luke Caldwell** (Distance) – Men's Outdoor Student-Athlete of the Year  
Joe Franklin – Mountain West Men's Indoor Coach of the Year



# MOUNTAIN WEST HONORS

## 2013 ACADEMIC ALL-MW

### MEN (8)

**Gabriel Aragon**, Senior  
**Luke Caldwell**, Graduate  
**John Cordova**, Junior  
**Christopher Kline**, Freshman  
**Markus Miller**, Sophomore  
**Derek Montoya**, Senior  
**Zach Smith**, Senior  
**Kendall Spencer**, Senior

### WOMEN (18)

**Imogen Ainsworth**, Graduate  
**Chloe Anderson**, Graduate  
**Charlotte Arter**, Graduate  
**Samantha Bowe**, Sophomore  
**Casey Dowling**, Freshman  
**Kayla Fisher-Taylor**, Junior  
**Kirsten Follett**, Junior  
**Zoe Howell**, Freshman  
**Aasha Marler**, Sophomore  
**Jasmin McCray**, Freshman  
**Amber Menke**, Senior  
**Janna Mitsos**, Senior  
**Josephine Moultrie**, Graduate  
**Marin Schweigert**, Senior  
**Margo Tucker**, Junior  
**Yeshemabet Turner**, Sophomore  
**Holly Van Grinsven**, Freshman  
**Shawna Winnegar**, Senior

## 2013 MWC SCHOLAR-ATHLETE

### MEN (11)

**Gabriel Aragon**, Senior  
**Luke Caldwell**, Graduate  
**Christopher Dodds**, Senior  
**Elmar Engholm**, Freshman  
**Yannick Roggatz**, Sophomore  
**Logan Rosenberg**, Graduate  
**Zach Smith**, Senior  
**Graham Thomas**, Freshman

**Thomas Trujillo**, Senior  
**Robert Warensjo**, Graduate  
**Patrick Zacharias**, Junior

### WOMEN (23)

**Imogen Ainsworth**, Graduate  
**Charlotte Arter**, Graduate  
**Samantha Bowe**, Sophomore  
**Christina Clark**, Freshman  
**Julia Cook**, Senior  
**Casey Dowling**, Freshman  
**Kirsten Follett**, Junior  
**Emily Heisler**, Junior  
**Nancy Holguin**, Sophomore  
**Nicola Hood**, Junior  
**Zoe Howell**, Freshman  
**Aasha Marler**, Sophomore  
**Amber Menke**, Senior  
**Janna Mitsos**, Senior  
**Josephine Moultrie**, Graduate  
**Alexandra Ross**, Junior  
**Marin Schweigert**, Senior  
**Samantha Sheppard**, Junior  
**Ashlee Smalley**, Senior  
**Sophia Torres**, Junior  
**Margo Tucker**, Junior  
**Amelia Weaver**, Junior  
**Shawna Winnegar**, Senior

## 2012 ACADEMIC ALL-MW

### MEN (17)

**Gabriel Aragon**, Junior  
**Chad Clark**, Senior  
**John Cordova**, Sophomore  
**Christopher Dodds**, Junior  
**Matthew Everett**, Senior  
**Derek Halladay**, Senior  
**Gizeh Ibanez**, Sophomore  
**Bernard Lee**, Freshmen  
**Petrus Malherbe**, Sophomore  
**Markus Miller**, Freshmen

**Derek Montoya**, Junior  
**Patrick Ortiz**, Senior  
**Logan Pflibsen**, Sophomore  
**Logan Rosenberg**, Graduate  
**W. Zach Smith**, Junior  
**Kendall Spencer**, Junior  
**Sean Stam**, Junior

### WOMEN (20)

**Imogen Ainsworth**, Graduate  
**Tawsha Brazley**, Junior  
**Nathalie Busk**, Sophomore  
**Julia Cook**, Junior  
**Greer Crabtree**, Freshmen  
**Kirsten Follett**, Sophomore  
**Natalie Gray**, Graduate  
**Emily Heisler**, Sophomore  
**Rachel Kelchner**, Senior  
**Aasha Marler**, Freshmen  
**Janna Mitsos**, Junior  
**Josephine Moultrie**, Graduate  
**Lacey Oeding**, Senior  
**Marin Schweigert**, Junior  
**Ruth Senior**, Graduate  
**Samantha Sheppard**, Sophomore  
**Sophia Torres**, Sophomore  
**Margo Tucker**, Sophomore  
**Yeshemabet Turner**, Freshmen  
**Sarah Waldron**, Graduate

## 2012 MW SCHOLAR-ATHLETE

### MEN (4)

**Chad Clark**, Senior  
**Christopher Dodds**, Junior  
**Gizeh Ibanez**, Sophomore  
**W. Zach Smith**, Junior

### WOMEN (17)

**Imogen Ainsworth**, Graduate  
**Julia Cook**, Junior

**Kirsten Follett**, Sophomore  
**Natalie Gray**, Graduate  
**Emily Heisler**, Sophomore  
**Rachel Kelchner**, Senior  
**Aasha Marler**, Freshman  
**Kirsty Milner**, Graduate  
**Janna Mitsos**, Junior  
**Lacey Oeding**, Senior  
**Emma Reed**, Senior  
**Ruth Senior**, Graduate  
**Samantha Sheppard**, Sophomore  
**Sophia Torres**, Sophomore  
**Margo Tucker**, Sophomore  
**Sarah Waldron**, Graduate  
**Amelia Weaver**, Sophomore

## 2011 ACADEMIC ALL-MWC

### MEN (13)

**Gabriel Aragon**, Sophomore  
**David Bishop**, Graduate  
**Chad Clark**, Junior  
**Rory Fraser**, Graduate  
**Keith Gerrard**, Graduate  
**Matthew Henry-Marshall**, Senior  
**Django Lovett**, Freshman  
**Logan Pflibsen**, Freshman  
**Allen Pittman**, Junior  
**Sean Stam**, Sophomore  
**Thomas Trujillo**, Junior  
**William Walker**, Graduate  
**Alex Willis**, Senior

### WOMEN (15)

**Julie Brasher**, Sophomore  
**Nathalie Busk**, Freshman  
**Julia Cook**, Sophomore  
**Alexandra Darling**, Senior  
**Natalie Gray**, Graduate  
**Lauren Jaramillo**, Senior  
**Rachel Kelchner**, Junior  
**Amber Menke**, Junior  
**Emma Reed**, Senior  
**Asal Salehpoor**, Senior  
**Marin Schweigert**, Sophomore  
**Ruth Senior**, Graduate

**Margo Tucker**, Freshman  
**Shawna Winnegar**, Junior  
**Deanna Young**, Senior

## 2011 MWC SCHOLAR-ATHLETE

### MEN (10)

**Gabriel Aragon**, Sophomore  
**David Bishop**, Graduate  
**Chad Clark**, Junior  
**Christopher Dodds**, Sophomore  
**Rory Fraser**, Graduate  
**Allen Pittman**, Junior  
**Zach Smith**, Sophomore  
**Thomas Trujillo**, Junior  
**William Walker**, Graduate  
**Alex Willis**, Senior

### WOMEN (19)

**Kaitlyn Barry**, Sophomore  
**Julia Cook**, Sophomore  
**Alexandra Darling**, Senior  
**Natalie Gray**, Graduate  
**Emily Heisler**, Freshman  
**Sarah Higgins**, Sophomore  
**Nicola Hood**, Freshman  
**Rachel Kelchner**, Junior  
**Laura Lavezo**, Junior  
**Kirsty Milner**, Graduate  
**Janna Mitsos**, Sophomore  
**Lacey Oeding**, Junior  
**Emma Reed**, Senior  
**Asal Salehpoor**, Senior  
**Ruth Senior**, Graduate  
**Ashlee Smalley**, Sophomore  
**Margo Tucker**, Freshman  
**Sarah Waldron**, Graduate  
**Shawna Winnegar**, Junior

**Bold** denotes a current UNM athlete



# MOUNTAIN WEST HONORS

## 2010 ACADEMIC ALL-MWC

### MEN (22)

**Gabriel Aragon, Freshman**  
Chris Barnicle, Senior  
David Bishop, Senior  
Chad Clark, Sophomore  
Rafael Cote, Freshman  
Christopher Dodds, Freshman  
Lee Emanuel, Senior  
Rory Fraser, Senior  
Keith Gerrard, Senior  
Michael Gonzales, Freshman  
Brock Hagerman, Senior  
Derek Halladay, Sophomore  
Cory Kalm, Junior  
Alex Kitterman, Freshman  
Jeremy Lee, Senior  
Patrick Ortiz, Junior  
Connor Schneider, Junior  
Walston Smith, Freshman  
**Sean Stam, Freshman**  
Thomas Trujillo, Sophomore  
William Walker, Senior  
Alex Willis, Senior

### WOMEN (30)

Nicole Archer, Senior  
Carolyn Boosey, Senior  
Laura Bowerman, Senior  
Tawsha Brazley, Freshman  
Michelle Corrigan, Senior  
Alexandra Darling, Junior  
Ashley Gibson, Senior  
Delyth James, Senior  
Lauren Jaramillo, Junior  
Rachel Kelchner, Sophomore  
Laura Lavezo, Sophomore  
Sara Lee, Junior  
Aditi Majumdar, Senior  
Bianca Martin, Sophomore  
Amber Menke, Sophomore

Ashley Miknis, Freshman  
Janna Mitsos, Freshman  
Lacey Oeding, Sophomore  
Christine Ostler, Freshman  
Briana Paxton, Senior  
Emma Reed, Junior  
Asal Salehpoor, Junior  
Marin Schweigert, Freshman  
Ruth Senior, Senior  
**Ashlee Smalley, Freshman**  
Sarah Swartwood, Senior  
Erin Weeda, Sophomore  
Tamara Williams, Senior  
Shawna Winnegar, Sophomore  
Deanna Young, Senior

## 2010 MWC SCHOLAR-ATHLETE

### MEN (14)

**Gabriel Aragon, Freshman**  
David Bishop, Senior  
Chad Clark, Sophomore  
Christopher Dodds, Freshman  
Rory Fraser, Senior  
Michael Gonzales, Freshman  
Alex Kitterman, Freshman  
Jeremy Lee, Senior  
Todd Nickerson, Junior  
Walston Smith, Zachary Freshman  
**Sean Stam, Freshman**  
Thomas Trujillo, Sophomore  
William Walker, Senior  
Alex Willis, Senior

### WOMEN (19)

Nicole Archer, Senior  
Carolyn Boosey, Senior  
Laura Bowerman, Senior  
Alexandra Darling, Junior  
Ashley Gibson, Senior  
Delyth James, Senior  
Rachel Kelchner, Sophomore  
Laura Lavezo, Sophomore

Sara Lee, Junior  
Aditi Majumdar, Senior  
Bianca Martin, Sophomore  
Amber Menke, Sophomore  
Janna Mitsos, Freshman  
Lacey Oeding, Sophomore  
Emma Reed, Junior  
Asal Salehpoor, Junior  
Ruth Senior, Senior  
**Ashlee Smalley, Freshman**  
Erin Weeda, Sophomore

## 2009 ACADEMIC ALL-MWC

### MEN (19)

Matthew Ashton, Graduate  
Chris Barnicle, Graduate  
David Bishop, Graduate  
Chad Clark, Freshman  
Lee Emanuel, Graduate  
Rory Fraser, Graduate  
Brock Hagerman, Sophomore  
Kyle Henry, Junior  
Matthew Henry, Junior  
Ross Millington, Freshman  
Patrick Ortiz, Junior  
Jason Petty, Senior  
Allen Pittman, Freshman  
Conner Schneider, Sophomore  
Jarrin Solomon, Senior  
Thomas Trujillo, Freshman  
William Walker, Junior  
Ross Weston, Sophomore  
Alex Willis, Senior

### WOMEN (25)

Nicole Archer, Junior  
Ariel Burr, Senior  
Laura Bowerman, Senior  
Lynn Brasher, Junior  
Michelle Corrigan, Senior  
Alex Darling, Freshman  
Polina Ermoshina, Junior

Ashley Gibson, Junior  
Whitney Johnson, Senior  
Rachel Kelchner, Freshman  
Sara Lee, Freshman  
Leslie Luna, Senior  
Aditi Majumdar, Junior  
Amber Menke, Freshman  
Kimberly Perkins, Junior  
Stasia Ploskonka, Senior  
Emma Reed, Sophomore  
Hagit Salamon, Senior  
Asal Salehpoor, Sophomore  
Brittany Smith, Senior  
Vanessa Strobbe, Senior  
Sarah Swartwood, Senior  
Tamara Williams, Sophomore  
Andrea Wright, Senior  
Deanna Young, Junior

## 2009 MWC SCHOLAR-ATHLETE

### MEN (10)

David Bishop, Graduate  
Chad Clark, Freshman  
Rory Fraser, Graduate  
Jason Petty, Senior  
Allen Pittman, Freshman  
Thomas Trujillo, Freshman  
William Walker, Junior  
Ross Weston, Sophomore  
Alex Willis, Senior  
Kyle Henry, Junior

### WOMEN (20)

Nicole Archer, Junior  
Ariel Burr, Senior  
Carolyn Boosey, Senior  
Michelle Corrigan, Senior  
Laura Bowerman, Senior  
Michelle Corrigan, Senior  
Alex Darling, Freshman  
Ashley Gibson, Junior  
Whitney Johnson, Senior  
Rachel Kelchner, Freshman  
Sara Lee, Freshman  
Leslie Luna, Senior  
Aditi Majumdar, Junior

**Amber Menke, Freshman**  
Emma Reed, Sophomore  
Hagit Salamon, Senior  
Asal Salehpoor, Sophomore  
Brittany Smith, Senior  
Vanessa Strobbe, Senior  
Tamara Williams, Sophomore

## 2008 ACADEMIC ALL-MWC

### MEN (10)

Robert Caldwell, Senior  
Joseph Garcia, Senior  
Brock Hagerman, Sophomore  
Kyle Henry, Sophomore  
Matthew Henry-Marshall, Sophomore  
Jeremy Johnson, Graduate  
Adam Martinez, Senior  
William Walker, Sophomore  
Alex Willis, Sophomore  
Brian Wilson, Freshman

### WOMEN (20)

Carolyn Boosey, Senior  
Lynn Brasher, Sophomore  
Ariel Burr, Senior  
Michelle Corrigan, Junior  
Kara Henry, Senior  
Whitney Johnson, Senior  
Sheyenne Lewis, Senior  
Aditi Majumdar, Junior  
Kristan Matison, Senior  
Briana Paxton, Junior  
Kimberly Perkins, Sophomore  
Tiyana Peters, Senior  
Stasia Ploskonka, Senior  
Hagit Salamon, Junior  
Asal Salehpoor, Freshman  
Brittany Smith, Junior 3  
Vanessa Strobbe, Junior  
Tamara Williams, Sophomore  
Deanna Young, Sophomore  
Christina Zarrella, Junior

**Bold** denotes a current UNM athlete

\* indicates that performance has been adjusted based on the NCAA altitude conversion



# MOUNTAIN WEST HONORS

## 2008 MWC SCHOLAR-ATHLETE

### MEN (5)

Kyle Henry, Sophomore  
Adam Martinez, Senior  
Todd Nickerson, Freshman  
Jason Petty, Sophomore  
William Walker, Sophomore

### WOMEN (9)

Ariel Burr, Senior  
Whitney Johnson, Senior  
Aditi Majumdar, Junior  
Kristan Matison, Senior  
Hagit Salamon, Junior  
Asal Salehpoor, Freshman  
Brittany Smith, Junior 3  
Vanessa Strobbe, Junior  
Christina Zarrella, Junior

## 2007 ACADEMIC ALL-MWC

### MEN (20)

Christopher Bratton, Senior  
Austin Brobst, Senior  
Yuval Carmi, Freshman  
Daniel Feltman, Senior  
Joseph Garcia, Junior  
Kyle Henry, Freshman  
Matthew Henry-Marshall, Freshman  
Adam Huff, Junior  
Jeremy Johnson, Senior  
Karl Kalm, Senior  
Mark Lamb, Senior  
Brenton Laws, Senior  
Adam Martinez, Junior  
Juan Ortega, Senior  
Jason Petty, Freshman  
Dylan Rose-Coss, Junior  
Jarrin Solomon, Junior  
Alex Willis, Freshman

Alfred Woods, Sophomore  
Jonathan Woodward, Sophomore

### WOMEN (20)

Lindsay Barr, Junior  
Lynn Brasher, Freshman  
Ariel Burr, Junior  
Katie Candelaria, Sophomore  
Sandy Fortner, Sophomore  
Rebecca Green, Sophomore  
Haily Lee, Junior  
Sheyenne Lewis, Junior  
Leslie Luna, Junior  
Kristan Matison, Junior  
Briana Paxton, Sophomore  
Kimberly Perkins, Freshman  
Tiyana Peters, Junior  
Hagit Salamon, Sophomore  
Stephanie Setliff, Senior  
Brittany Smith, Sophomore  
Vanessa Strobbe, Sophomore  
Sarah Swartwood, Sophomore  
Deanna Young, Freshman  
Christina Zarrella, Sophomore

## 2007 MWC SCHOLAR-ATHLETE

### MEN (6)

Austin Brobst, Senior  
Kyle Henry, Freshman  
Mark Lamb, Senior  
Brenton Laws, Senior  
Adam Martinez, Junior  
Jonathan Woodward, Sophomore  
April Gose, Sophomore

### WOMEN (11)

Cheryl Gourley, Sophomore  
Aditi Majumdar, Sophomore  
Haily Lee, Junior  
Kristan Matison, Junior

Hagit Salamon, Sophomore  
Stephanie Setliff, Senior  
Brittany Smith, Sophomore  
Vanessa Strobbe, Sophomore  
Sarah Swartwood, Sophomore  
Christina Zarrella, Sophomore

## 2006 ACADEMIC ALL-MWC

### MEN (17)

Jon-Paul Barabe, Senior  
Jason Bigott, Senior  
Zachary Bingham, Senior  
Austin Brobst, Junior  
Erik Coleman, Junior  
Michael Deason, Junior  
Joseph Garcia, Sophomore  
Zachary Graham, Sophomore  
Frank Hemingway, Senior  
Adam Huff, Sophomore  
Matthew Keeran, Graduate  
Mark Lamb, Junior  
Brenton Laws, Junior  
Adam Martinez, Sophomore  
Dylan Rose-Coss, Sophomore  
Jarrin Solomon, Sophomore  
Jeramie White, Junior

### WOMEN (27)

Lindsay Barr, Sophomore  
Ariel Burr, Sophomore  
Katie Candelaria, Freshman  
Katie Coronado, Freshman  
Kimilia Davis, Senior  
Jamie Fishencord, Senior  
Vanessa Frangos, Sophomore  
Jacquelyne Gallegos, Senior  
Rebecca Green, Freshman  
Jaime Hall, Senior  
Janelle Hartog, Sophomore

Nicole Huyge, Junior  
Whitney Johnson, Sophomore  
Haily Lee, Junior  
Leslie Luna, Junior  
Kristan Matison, Sophomore  
Jessica McCall, Sophomore  
Brandale Mills, Junior  
Briana Paxton, Freshman  
Tiyana Peters, Sophomore  
Stasia Ploskonka, Sophomore  
Hagit Salamon, Freshman  
Stephanie Setliff, Junior  
Vanessa Strobbe, Freshman  
Sarah Swartwood, Freshman  
Melanie Velarde, Sophomore  
Christina Zarella, Freshman

## 2006 MWC SCHOLAR-ATHLETE

### MEN (8)

Jason Bigott, Senior  
Austin Brobst, Junior  
Frank Hemingway, Senior  
Erik Coleman, Junior  
Jeremy Johnson, Senior  
Adam Martinez, Sophomore  
Dylan Rose-Coss, Sophomore  
Mark Lamb, Junior

### WOMEN (14)

Lindsay Barr, Sophomore  
Vanessa Frangos, Sophomore  
Jaime Hall, Senior  
Janelle Hartog, Sophomore  
Whitney Johnson, Sophomore  
Haily Lee, Junior  
Kristan Matison, Sophomore  
Jessica McCall, Sophomore  
Hagit Salamon, Freshman  
Stephanie Setliff, Junior  
Vanessa Strobbe, Freshman  
Sarah Swartwood, Freshman  
Melanie Velarde, Sophomore  
Christina Zarella, Freshman

## 2005 ACADEMIC ALL-MWC

### MEN (16)

Jon-Paul Barabe, Junior  
Jason Bigott, Junior  
Joseph Garcia, Freshman  
Zachary Graham, Freshman  
Frank Hemingway, Senior  
Gary Hoodless, Junior  
Matthew Keeran, Graduate  
Mark Lamb, Sophomore  
Brenton Laws, Junior  
Nicholas Martinez, Graduate  
Randle McCain, Sophomore  
Ben Ortega, Senior  
Michael Smiel, Sophomore  
Jarrin Solomon, Freshman  
Rueben Trujillo, Senior  
Jeramie White, Sophomore

### WOMEN (21)

Amanda Barnes, Senior  
Lindsay Barr, Freshman  
Ariel Burr, Freshman  
Katie Coles, Senior  
Kimilia Davis, Junior  
Jamie Fishencord, Senior  
Vanessa Frangos, Freshman  
Jacqueline Gallegos, Junior  
Veronica Gonzales, Senior  
Janelle Hartog, Freshman  
Nicole Huyge, Sophomore  
Whitney Johnson, Freshman  
Haily Lee, Freshman  
Kristan Matison, Freshman  
Jessica McCall, Freshman  
Tiyana Peters, Freshman  
Stasia Ploskonka, Freshman  
Stephanie Setliff, Sophomore  
Tabatha Shaw, Freshman  
Erin Teske, Senior  
Melanie Velarde, Freshman

**Bold** denotes a current UNM athlete

# MOUNTAIN WEST HONORS

## 2005 MWC SCHOLAR-ATHLETE

### MEN (4)

Jason Bigott, Junior  
Frank Hemingway, Senior  
Gary Hoodless, Junior  
Brenton Laws, Junior

### WOMEN (13)

Lindsay Barr, Freshman  
Ariel Burr, Freshman  
Katie Coles, Senior  
Vanessa Frangos, Freshman  
Jamie Hall, Senior  
Janelle Hartog, Freshman  
Bridgid Isworth, Senior  
Whitney Johnson, Freshman  
Haily Lee, Freshman  
Kristan Matison, Freshman  
Jessica McCall, Freshman  
Tiyana Peters, Freshman  
Melanie Velarde, Freshman

## 2004 ACADEMIC ALL-MWC

### MEN (17)

Jon-Paul Barabe, Sophomore  
Jason Barkemeyer, Senior  
Zachary Bingham, Junior  
Matthew Bishop, Senior  
Sean Flaherty, Senior  
Frank Hemingway, Junior  
Rodney Hocker, Sophomore  
Gary Hoodless, Sophomore  
Rashawn Jackson, Sophomore  
Mark Johnson, Graduate  
Leighton Katsuda, Senior  
Nicholas Martinez, Senior  
Jimmy Minner, Senior  
Ben Ortega, Senior  
Brandon Vigil, Junior  
Jeremy White, Freshman  
Willie Yuen, Junior

### WOMEN (19)

Amanda Barnes, Junior  
Jamie Fishencord, Junior  
Myrriah Gomez, Freshman  
Sarah Gonzales, Senior  
Veronica K. Gonzales, Freshman  
Veronica R. Gonzales, Junior  
Brooke Gosling, Senior  
Jaime Hall, Junior  
Nicole Hansen-Solum, Sophomore  
Nicole Huyge, Freshman  
Bridgid Isworth, Junior  
Erin Johnson, Senior  
Brandale Mills, Freshman  
Suzanne Nguyen, Junior  
Amber Nolte, Junior  
Tiara Poland, Sophomore  
Cheyenne Renfroe, Junior  
Stephanie Setliff, Freshman  
Erin Teske, Senior

## 2004 MWC SCHOLAR-ATHLETE

### MEN (11)

Jason Barkemeyer, Senior  
Jason Bigott, Sophomore  
Zachary Bingham, Junior  
Matthew Bishop, Senior  
Frank Hemingway, Junior  
Rodney Hocker, Sophomore  
Gary Hoodless, Sophomore  
Mark Johnson, Graduate  
Matthew Keeran, Junior  
Jimmy Minner, Senior  
Willie Yuen, Junior

### MEN (8)

Tammy Dixon, Sophomore  
Sarah Gonzales, Senior  
Myrriah Gomez, Freshman  
Jaime Hall, Junior  
Nicole Hansen-Solum, Sophomore

Bridgid Isworth, Junior  
Suzanne Nguyen, Junior  
Tiara Poland, Sophomore

## 2003 ACADEMIC ALL-MWC

### MEN (12)

Christopher Ashcraft, Freshman  
Jon-Paul Barabe, Freshman  
Jason Barkemeyer, Senior  
Sean Flaherty, Junior  
Rashawn Jackson, Freshman  
Mark Johnson, Senior  
Matthew Keeran, Sophomore  
Craig Kiesh, Senior  
Jimmie Minner, Junior  
Daniel Taaradesh, Senior  
Ryan Voge, Sophomore  
Willie Yuen, Sophomore

### WOMEN (17)

Amanda Barnes, Sophomore  
Keren Bentsur, Grad  
Kimilia Davis, Freshman  
Jamie Fishencord, Sophomore  
Sarah Gonzales, Junior  
Veronica Gonzales, Sophomore  
Tiffany Grigg, Freshman  
Bridgid Isworth, Junior  
Erin Johnson, Junior  
Micky Murphy, Freshman  
Suzanne Nguyen, Freshman  
Amber Nolte, Sophomore  
Tiara Poland, Freshman  
Cheyenne Renfroe, Sophomore  
Jenna Roth, Sophomore  
Erin Teske, Junior  
Brandilyn Williams, Freshman

## 2003 MWC SCHOLAR-ATHLETE

### MEN (7)

Jason Barkemeyer, Senior  
Matthew Bishop, Senior  
Rodney Hocker, Freshman  
Ryan Voge, Sophomore  
Willie Yuen, Sophomore  
Mark Johnson, Senior  
Matthew Keeran, Sophomore

### WOMEN (6)

Keren Bentsur, Grad  
Sarah Gonzales, Junior  
Nicole Hansen-Solum, Freshman  
Bridgid Isworth, Junior  
Suzanne Nguyen, Freshman  
Tiara Poland, Freshman

**Bold** denotes a current UNM athlete



# NEW MEXICO *in THE POLLS*

## MEN'S USTFCCA INDOOR RANKINGS ALL-TIME

YEAR	PS	1	2	3	4	5	6	7	8	9	10	NCAA
2013	27	28	30	31	61	61	60	54	--	--	--	49
2012	53	50	63	77	44	48	30	26	--	--	--	15
2011	112	122	97	94	82	83	53	59	--	--	--	50
2010	23	26	19	20	19	22	22	13	--	--	--	8
2009	--	79	82	42	27	30	--	23	--	--	--	16
2008	105	--	--	--	87	94	96	--	--	--	--	--

## WOMEN'S USTFCCA INDOOR RANKINGS ALL-TIME

YEAR	PS	1	2	3	4	5	6	7	8	9	10	NCAA
2013	73	73	51	52	49	62	60	68	--	--	--	--
2012	32	30	39	41	102	109	110	80	--	--	--	62
2011	--	103	90	92	34	36	28	34	--	--	--	--
2010	54	58	59	59	78	82	45	41	--	--	--	36
2009	--	69	66	82	80	84	--	81	--	--	--	--
2008	79	--	--	--	--	--	85	91	--	--	--	--

## MEN'S USTFCCA OUTDOOR RANKINGS ALL-TIME

YEAR	PS	1	2	3	4	5	6	7	8	9	10	NCAA
2013	29	33	32	34	104	56	58	61	61	40	--	28
2012	42	52	38	40	45	38	39	44	42	76	--	33
2011	41	44	54	34	26	25	27	25	25	18	--	41
2010	33	34	34	32	29	21	23	22	22	26	--	55
2009	46	60	56	38	33	38	44	40	28	31	--	40
2008	54	62	40	38	42	32	33	36	32	35	--	42

## WOMEN'S USTFCCA OUTDOOR RANKINGS ALL-TIME

YEAR	PS	1	2	3	4	5	6	7	8	9	10	NCAA
2013	77	102	104	106	97	78	85	94	81	60	--	--
2012	41	41	36	35	61	59	59	58	61	58	--	55
2011	40	42	45	39	53	40	43	41	30	76	--	--
2010	33	28	28	30	24	23	24	23	17	33	--	--
2009	46	45	47	49	44	50	52	58	61	61	--	70
2008	69	24	24	34	38	40	41	34	35	47	--	31

PS denotes "Preseason"

# COACHING HISTORY

## MEN'S COACHING HISTORY

Hugh Hackett: 1959-77  
 Bill Silverberg: 1977-79  
 Del Hessel: 1980-90  
 Mike MacEachen: 1990-00  
 Matt Henry: 2000-06  
 Joe Franklin: 2007-present

## WOMEN'S COACHING HISTORY

Barbara Butler: 1973-78  
 Tony Sandoval: 1979-82  
 Mike MacEachen: 1982-2000  
 Matt Henry: 2000-07  
 Joe Franklin: 2007-present

\* indicates that performance has been adjusted based on the NCAA altitude conversion